



US00D518654S

(12) **United States Design Patent** (10) **Patent No.:** **US D518,654 S**  
**Pesso** (45) **Date of Patent:** **\*\* Apr. 11, 2006**

(54) **CHAIR**  
(75) Inventor: **David Allan Pesso**, Boca Raton, FL (US)  
(73) Assignee: **Kimball International, Inc.**, Jasper, IN (US)  
(\*\*) Term: **14 Years**

D422,422 S 4/2000 Black ..... D6/369  
D448,580 S 10/2001 Carlson ..... D6/336  
D473,723 S 4/2003 Pesso ..... D6/334  
D489,188 S 5/2004 Ricci ..... D6/334  
D495,153 S 8/2004 Ricci ..... D6/334  
D501,330 S 2/2005 Gomez ..... D6/334

(21) Appl. No.: **29/232,710**  
(22) Filed: **Jun. 23, 2005**

**Related U.S. Application Data**

(62) Division of application No. 29/202,679, filed on Apr. 2, 2004.  
(51) **LOC (8) Cl.** ..... **06-01**  
(52) **U.S. Cl.** ..... **D6/334**  
(58) **Field of Classification Search** ..... D6/334,  
D6/335, 336, 364, 371-373, 379-381, 500-502;  
297/232  
See application file for complete search history.

(56) **References Cited**  
U.S. PATENT DOCUMENTS

D318,183 S 7/1991 Fister, Jr. .... D6/334  
D360,310 S 7/1995 Stamberg et al. .... D6/334  
D399,661 S 10/1998 Smith ..... D6/334

**OTHER PUBLICATIONS**

HBF-MV1—Product Information.  
Jofco Collective—Product Information.  
Dromminge Seating Unit. Ikea United States Catalog [on-line]. Ikea, 2005. <URL: www/ikea.com>.

*Primary Examiner*—Caron D. Veynar  
*Assistant Examiner*—Vy Nguyen  
(74) *Attorney, Agent, or Firm*—Baker & Daniels


(57) **CLAIM**

The ornamental design for a chair, as shown and described.

**DESCRIPTION**

FIG. 1 is front perspective view of a chair according to a second embodiment of my new design;  
FIG. 2 is a front view thereof;  
FIG. 3 is a rear view thereof;  
FIG. 4 is a right side view thereof;  
FIG. 5 is a left side view thereof; and,  
FIG. 6 is a top view thereof.

**1 Claim, 3 Drawing Sheets**






FIG. 1




FIG. 2

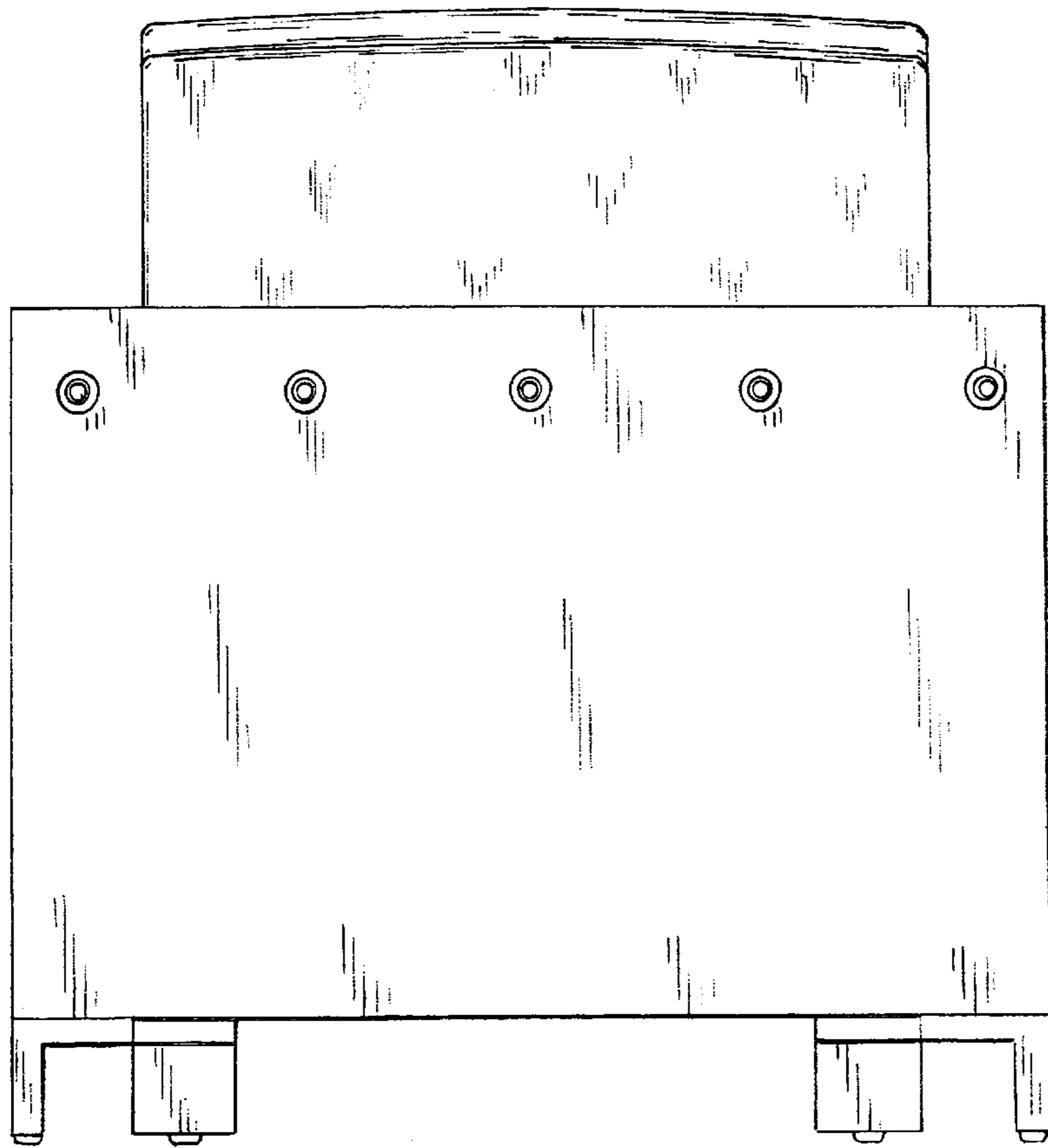


FIG. 3

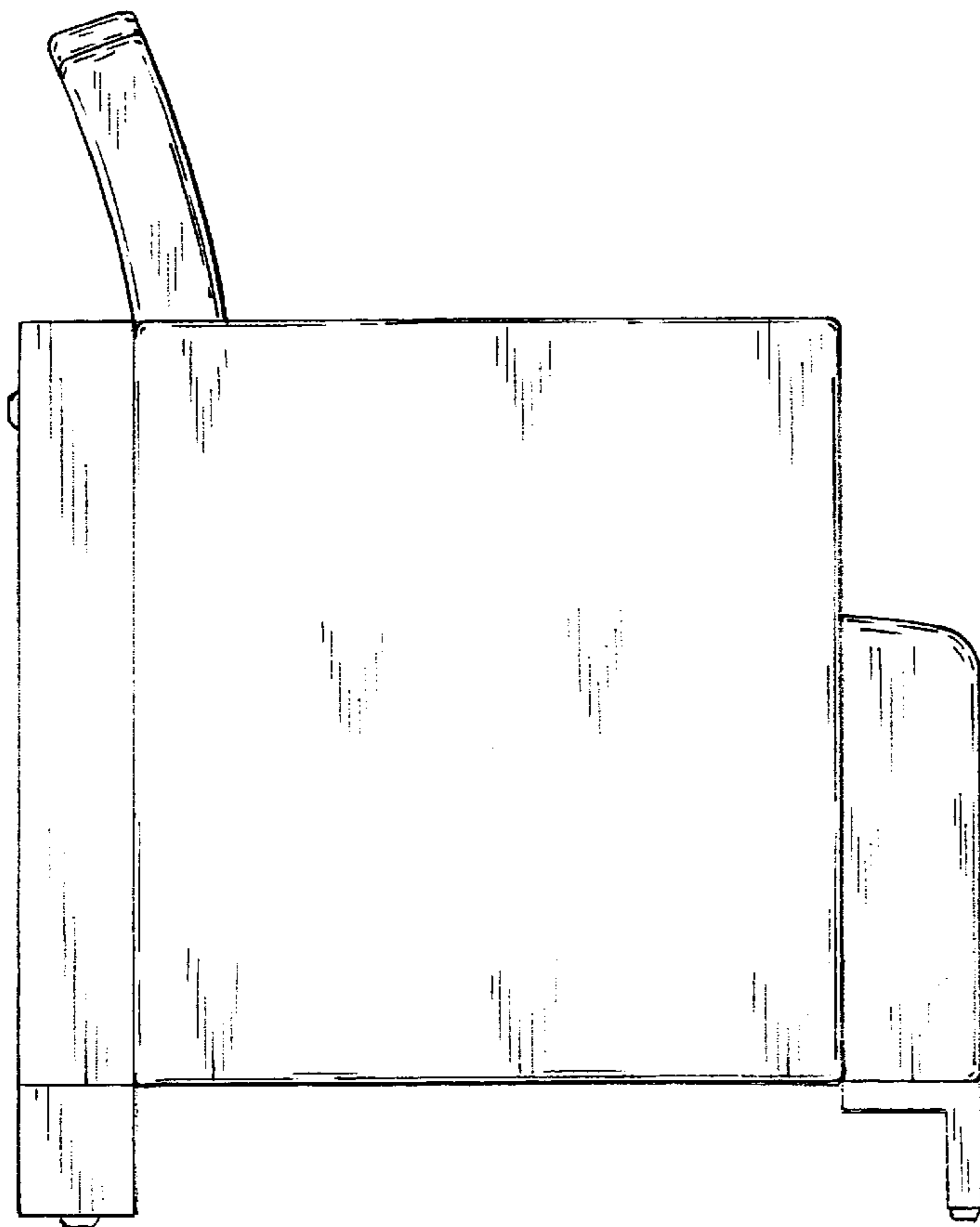


FIG. 4

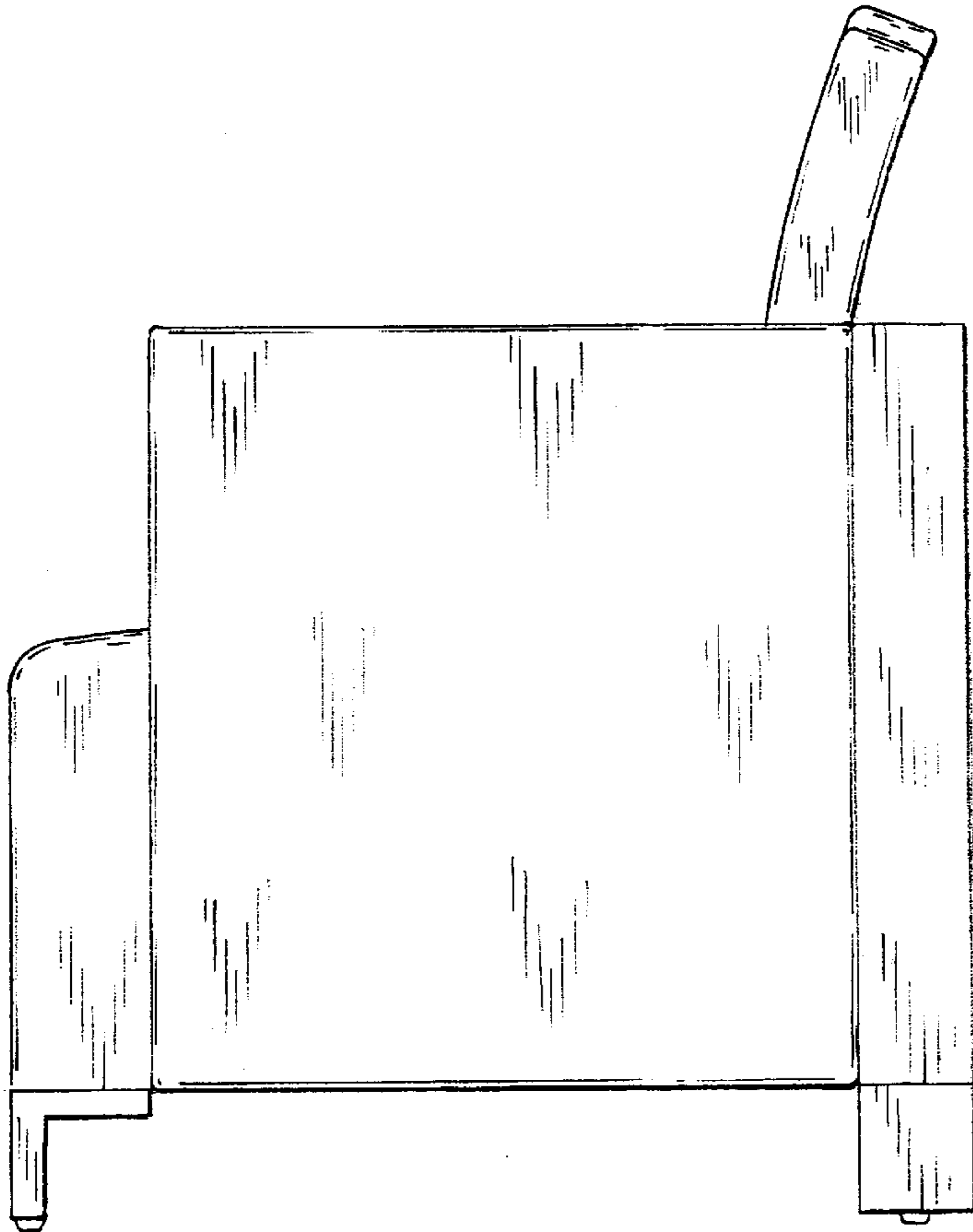


FIG. 5




FIG. 6

UNITED STATES PATENT AND TRADEMARK OFFICE  
**CERTIFICATE OF CORRECTION**

PATENT NO. : Des. 518,654 S  
APPLICATION NO. : 29/232710  
DATED : April 11, 2006  
INVENTOR(S) : David Allan Pessa

Page 1 of 5

It is certified that error appears in the above-identified patent and that said Letters Patent is hereby corrected as shown below:

Delete the title page and substitute therefore the attached title page.

Delete Drawing Sheets 1-3 and substitute therefore the attached Drawing Sheets 1-3.

Signed and Sealed this

Twelfth Day of June, 2007

A handwritten signature in black ink on a light gray dotted background. The signature reads "Jon W. Dudas" in a cursive style.

JON W. DUDAS

*Director of the United States Patent and Trademark Office*



(12) **United States Design Patent**  
Pesso

(10) Patent No.: **US D518,654 S**  
(45) Date of Patent: **\*\* Apr. 11, 2006**

- (54) **CHAIR**
- (75) Inventor: **David Allan Pesso, Boca Raton, FL (US)**
- (73) Assignee: **Kimball International, Inc., Jasper, IN (US)**
- (\*\*) Term: **14 Years**
- (21) Appl. No.: **29/232,710**
- (22) Filed: **Jun. 23, 2005**

D422,422 S	4/2000	Black	.....	D6/369
D448,580 S	10/2001	Carlson	.....	D6/336
D473,723 S	4/2003	Pesso	.....	D6/334
D489,188 S	3/2004	Racci	.....	D6/334
D495,153 S	8/2004	Riecl	.....	D6/334
D501,336 S	3/2005	Gomez	.....	D6/334

**OTHER PUBLICATIONS**

BBF-MVI--Product Information.  
Jofco Collective--Product Information.  
Dronninge Seating Unit. Ikea United States Catalog [online]. Ikea, 2005. <URL: [www/ikea.com](http://www/ikea.com)>.

Primary Examiner--Caron D. Veynar  
Assistant Examiner--Vy Nguyen  
(74) Attorney, Agent, or Firm--Baker & Daniels

**Related U.S. Application Data**

- (62) Division of application No. 29/202,679, filed on Apr. 2, 2004.
  - (51) LOC (8) Cl. .... 06-01
  - (52) U.S. Cl. .... D6/334
  - (58) Field of Classification Search .... D6/334, D6/335, 336, 364, 371-373, 379-381, 500-502; 297/232
- See application file for complete search history.

(57) **CLAIM**

The ornamental design for a chair, as shown and described.

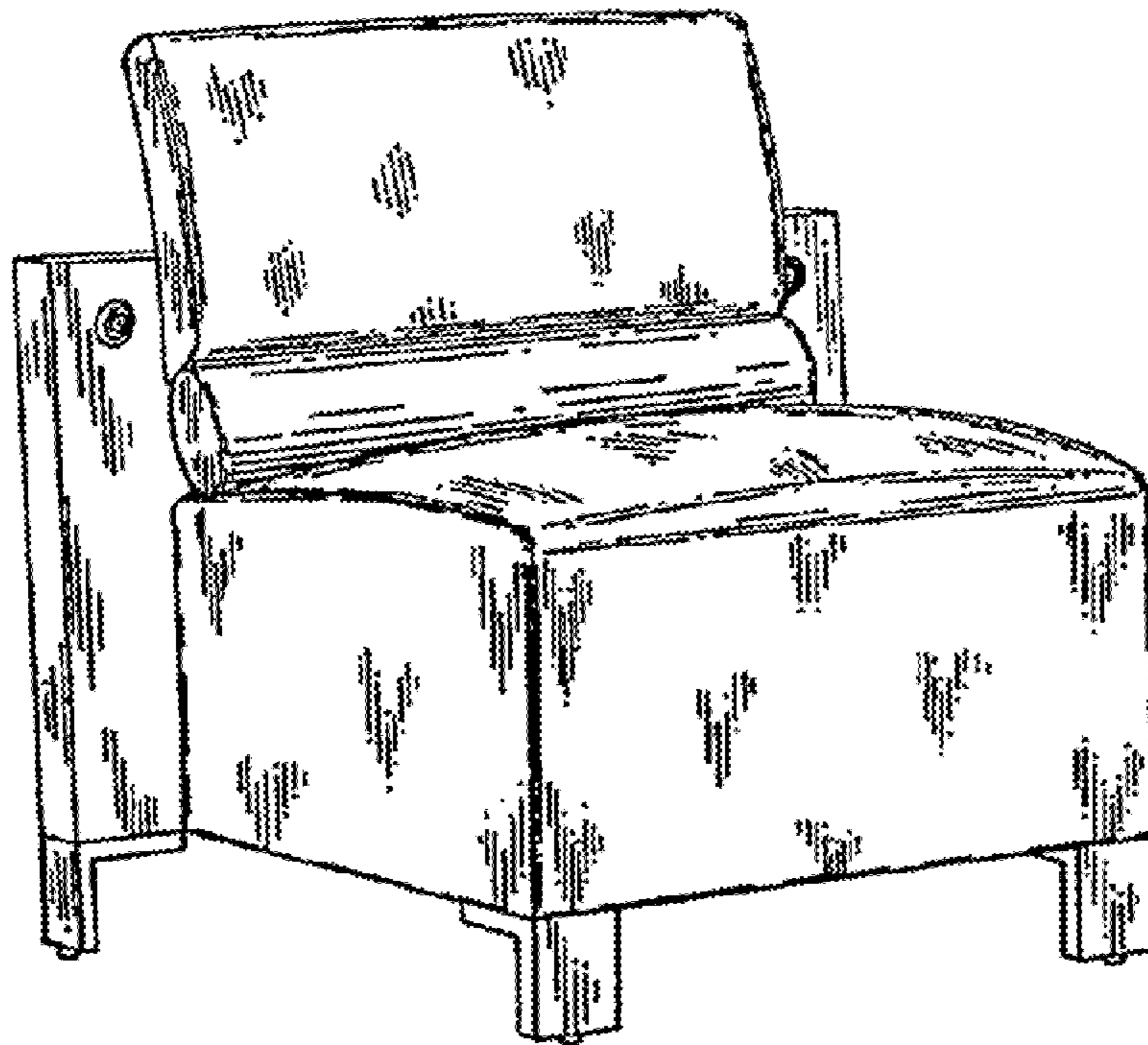
**DESCRIPTION**

FIG. 1 is front perspective view of a chair according to my new design;  
FIG. 2 is a front view thereof;  
FIG. 3 is a rear view thereof;  
FIG. 4 is a right side view thereof;  
FIG. 5 is a left side view thereof; and,  
FIG. 6 is a top view thereof.

(56) **References Cited**  
**U.S. PATENT DOCUMENTS**

D318,183 S	7/1991	Fister, Jr.	.....	D6/334
D360,310 S	7/1995	Stamberg et al.	.....	D6/334
D399,661 S	10/1998	Smith	.....	D6/334

**1 Claim, 3 Drawing Sheets**



U.S. Patent

Apr. 11, 2006

Sheet 1 of 3

D518,654 S

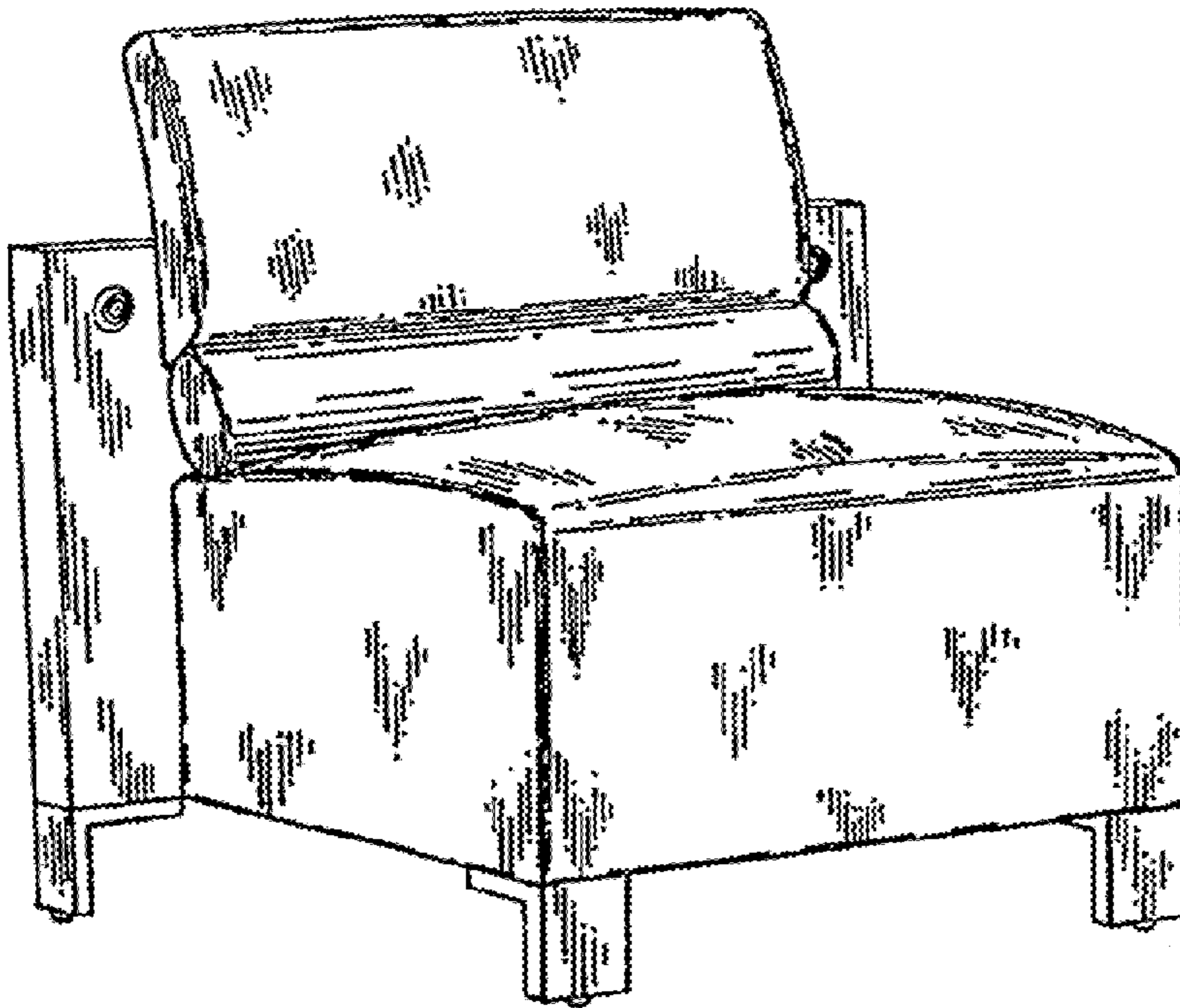


FIG. 1

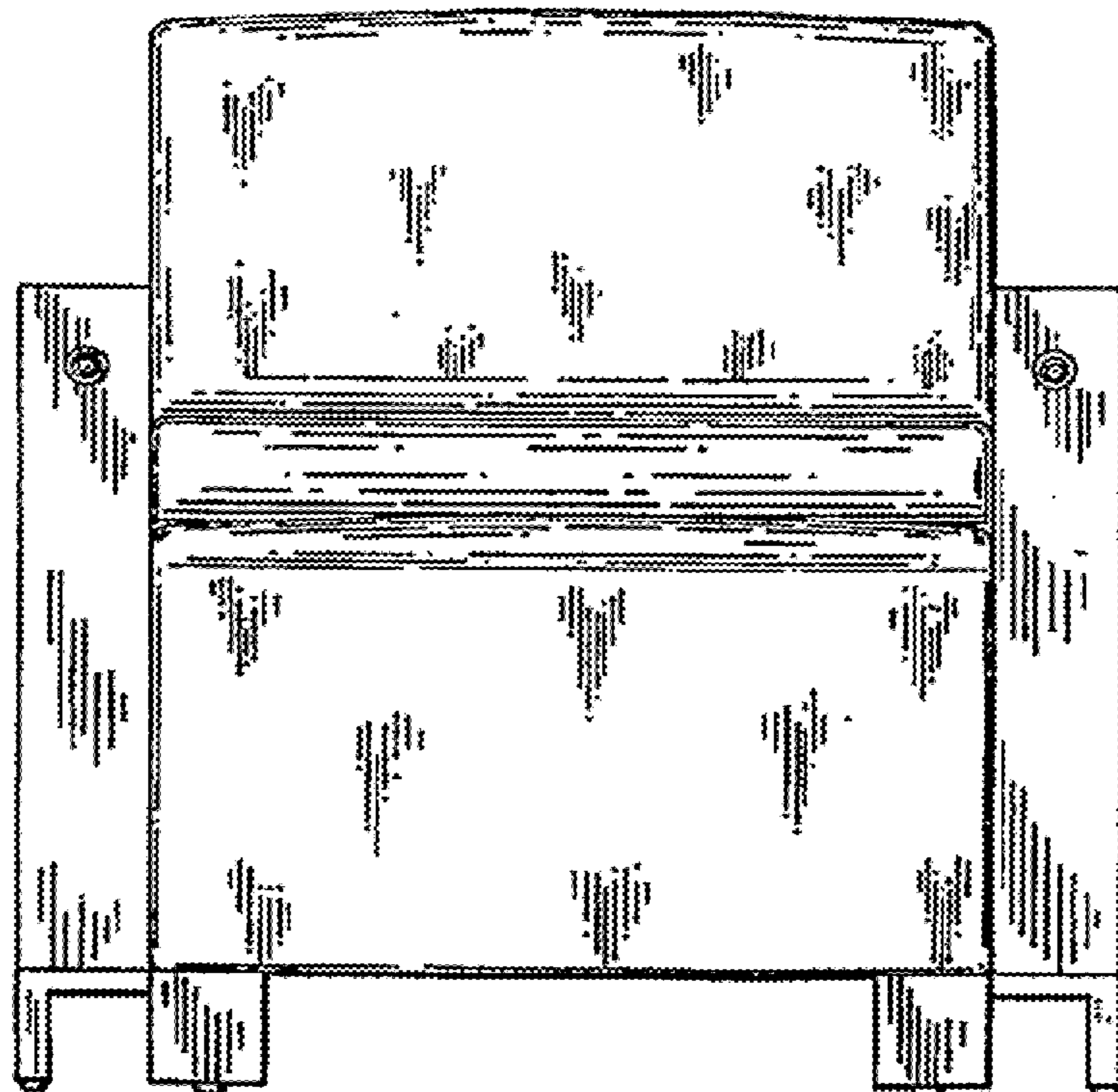


FIG. 2

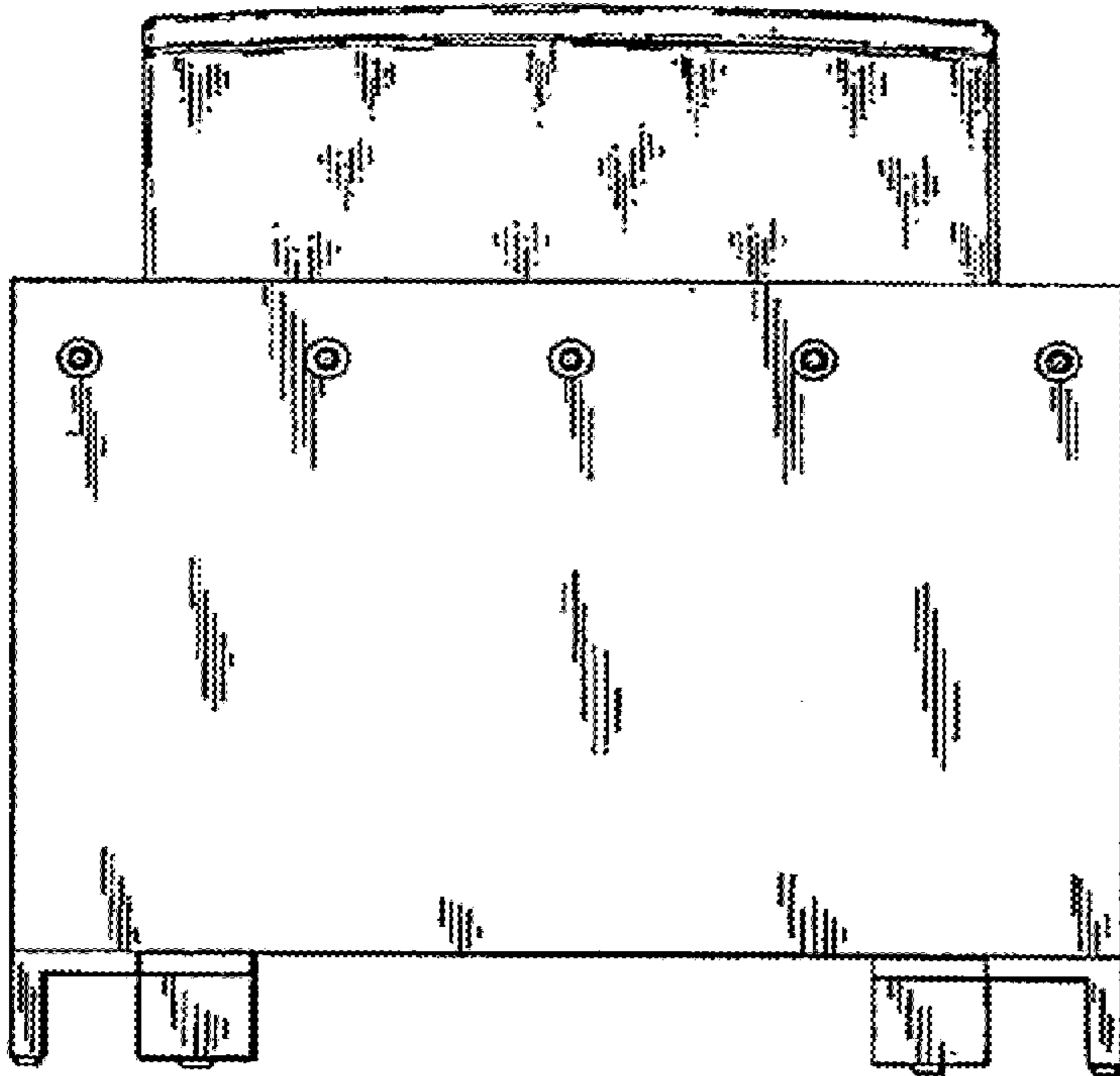


FIG. 3

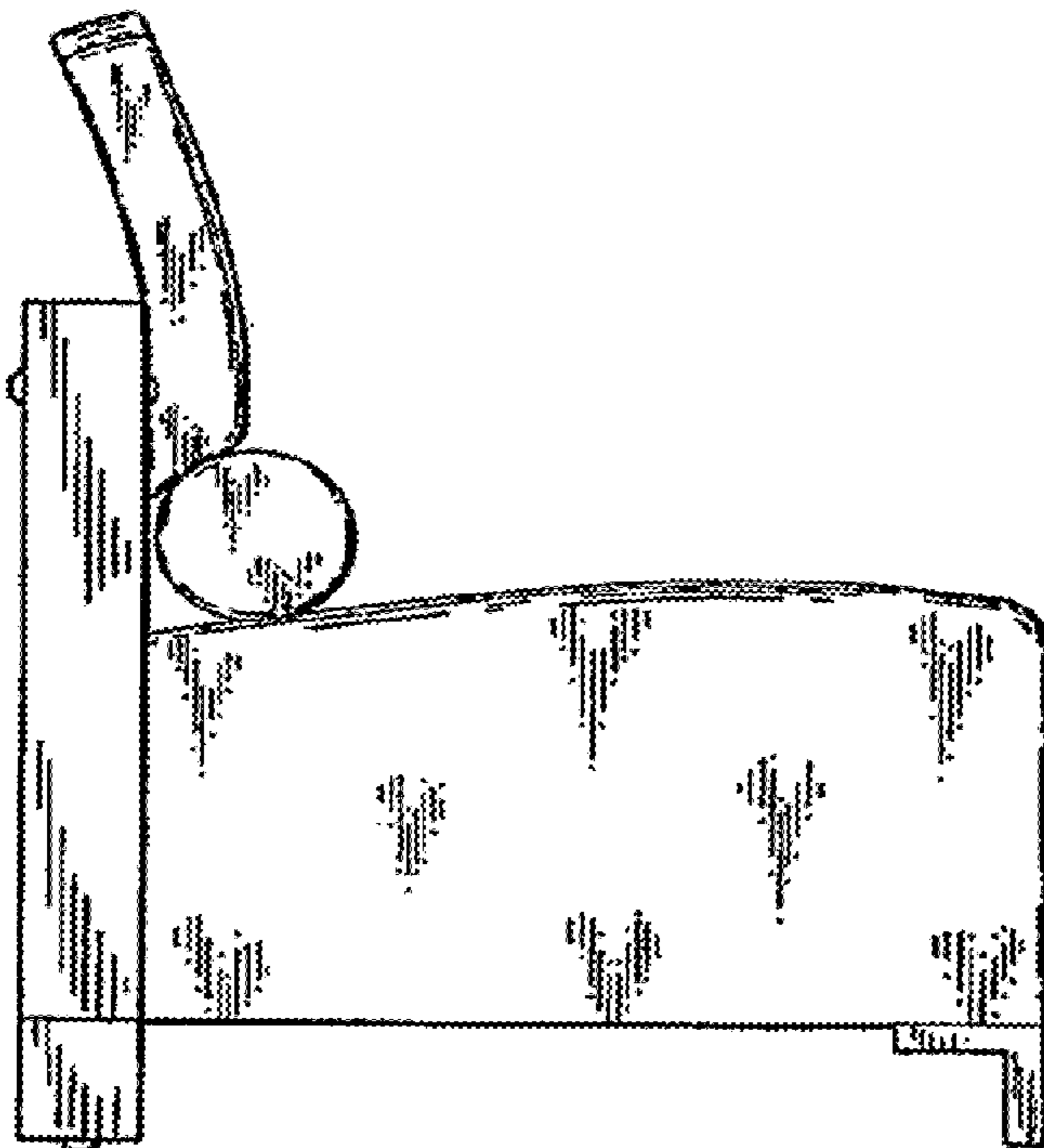


FIG. 4



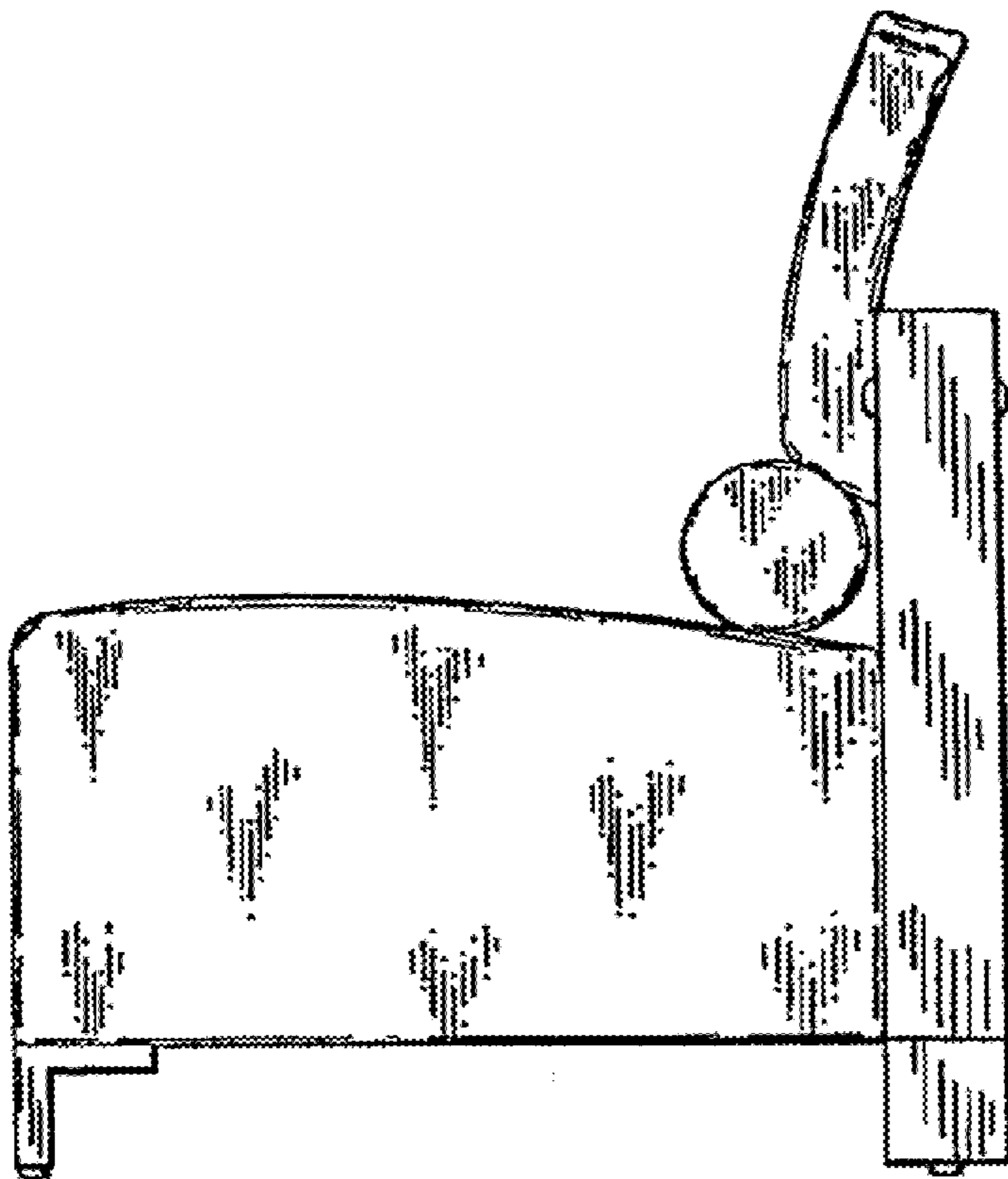


FIG. 5

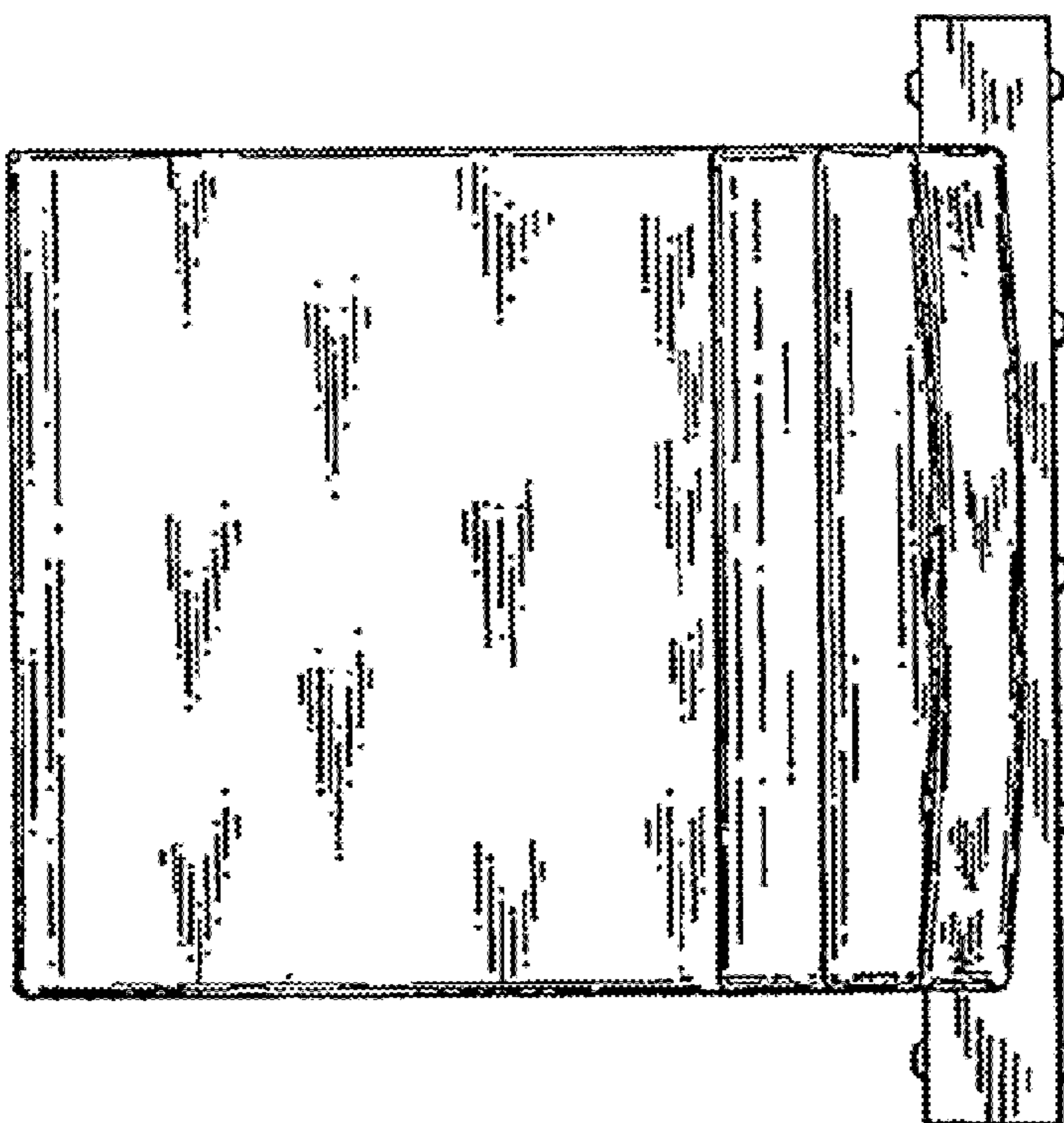


FIG. 6