



US00D518653S

(12) **United States Design Patent**
de Groot

(10) **Patent No.: US D518,653 S**

(45) **Date of Patent: ** Apr. 11, 2006**

(54) **FOLDABLE CLOTHES HANGER**

(76) Inventor: **Jan Cornelis de Groot**, Molenvlietlaan
52, 3271 BN Mijnsheerenland (NL)

(**) Term: **14 Years**

(21) Appl. No.: **29/182,425**

(22) Filed: **May 28, 2003**

(30) **Foreign Application Priority Data**

Nov. 28, 2002 (BX) 80112-00

(51) **LOC (8) Cl.** **06-08**

(52) **U.S. Cl.** **D6/318**

(58) **Field of Classification Search** D6/315,
D6/318, 319, 324, 326, 328; 223/85, 88-97;
211/13.1, 41.5, 41.6, 85.3, 118, 181.1, 193,
211/195

See application file for complete search history.

(56) **References Cited**

U.S. PATENT DOCUMENTS

2,409,269	A	*	10/1946	Gersohn	223/94
2,712,890	A	*	7/1955	Schaefer	223/94
3,082,921	A	*	3/1963	Sadowsky	223/94
D267,920	S	*	2/1983	Batts et al.	D6/318
4,653,678	A	*	3/1987	Blanchard et al.	223/85
4,871,098	A	*	10/1989	Bredeweg et al.	223/85
D322,518	S	*	12/1991	Owen	D6/318
D323,749	S	*	2/1992	Blanchard et al.	D6/318
5,183,190	A	*	2/1993	Zuckerman	223/96
D358,942	S	*	6/1995	Blanchard et al.	D6/328

5,480,076	A	*	1/1996	Siegel et al.	223/94
5,535,927	A	*	7/1996	Garrison	223/92
5,690,257	A	*	11/1997	Ward	223/94
6,070,772	A	*	6/2000	Bond	223/85
D440,777	S	*	4/2001	Giustini	D6/328
D441,203	S	*	5/2001	Giustini	D6/328
D443,424	S	*	6/2001	Eiley et al.	D6/328
6,244,479	B1	*	6/2001	Sugita	223/94
6,345,742	B1	*	2/2002	Sugita	223/94
6,467,658	B1	*	10/2002	Olk et al.	223/88
6,758,379	B1	*	7/2004	Elwell	223/85
2001/0004986	A1	*	6/2001	Sugita	223/94

FOREIGN PATENT DOCUMENTS

EP	1252843	A1	10/2002
NL	1010283		4/2000

* cited by examiner

Primary Examiner—Nanda Bondade

Assistant Examiner—Shanda C. Hill

(74) *Attorney, Agent, or Firm*—Buchanan Ingersoll PC

(57) **CLAIM**

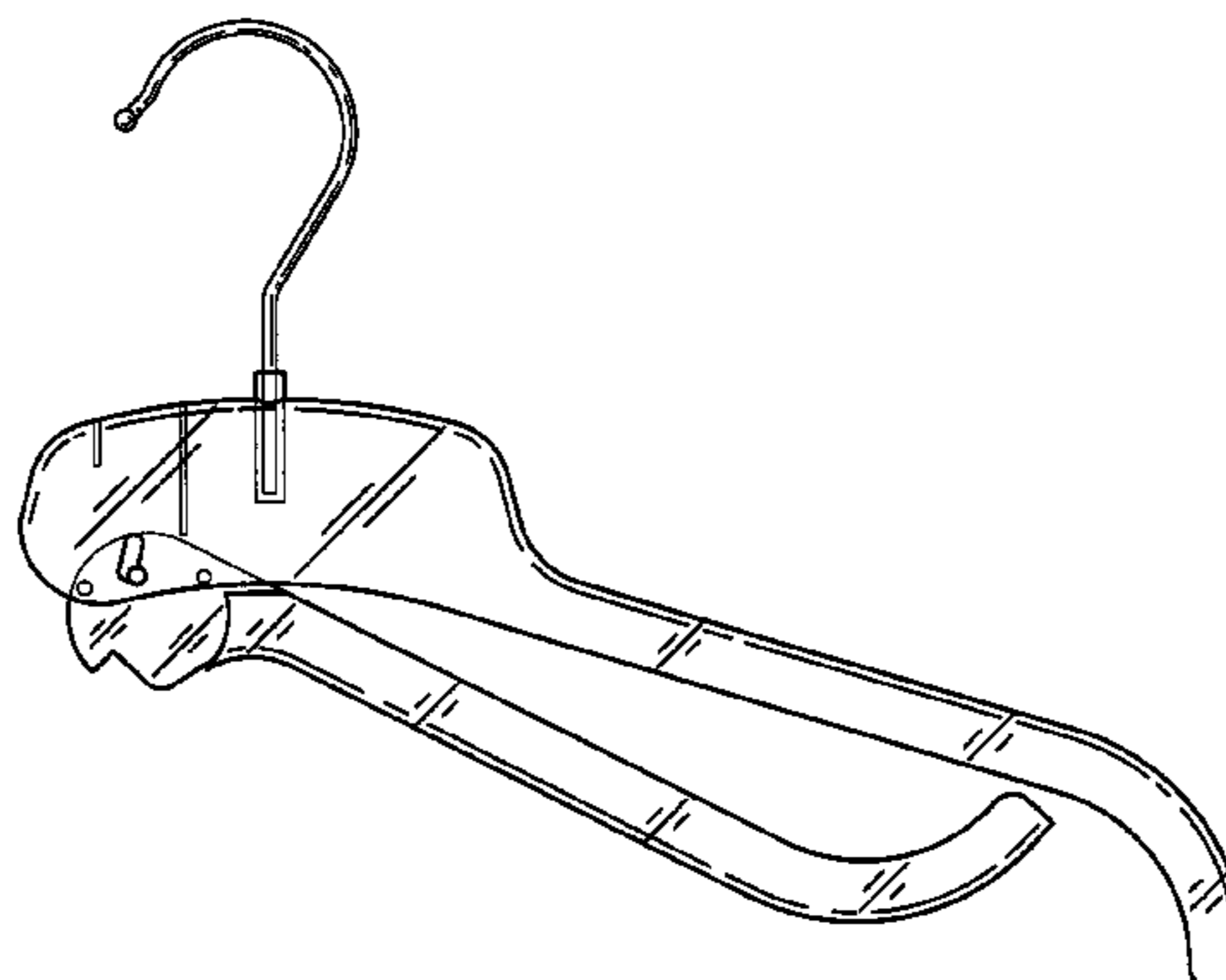
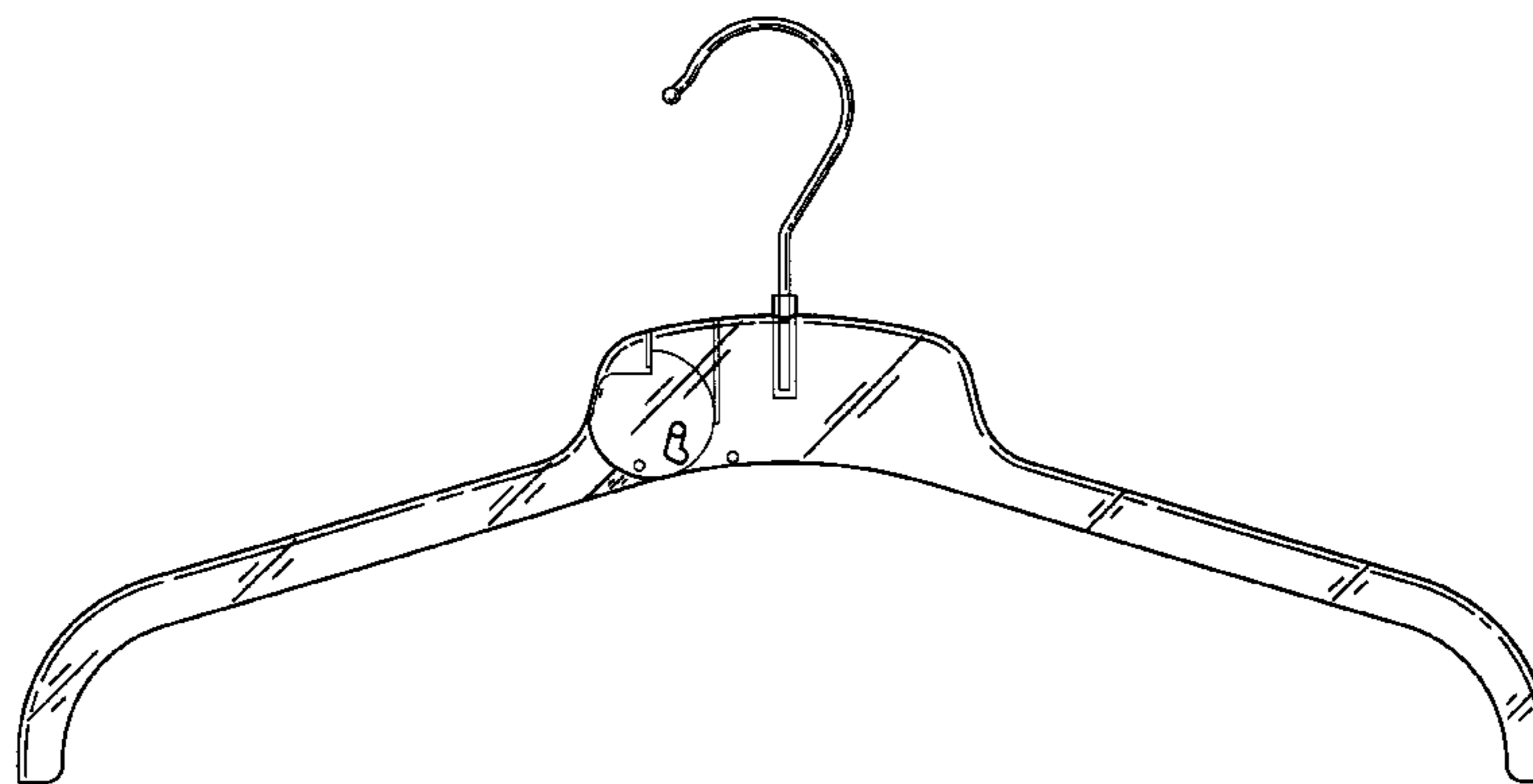
The ornamental design for a foldable clothes hanger, as shown and described.

DESCRIPTION

FIG. 1 is a front elevational view of a foldable clothes hanger showing my new design; the rear view being a mirror image thereof; and,

FIG. 2 is a front elevational view thereof in a folded configuration; the rear view being a mirror image thereof.

1 Claim, 1 Drawing Sheet



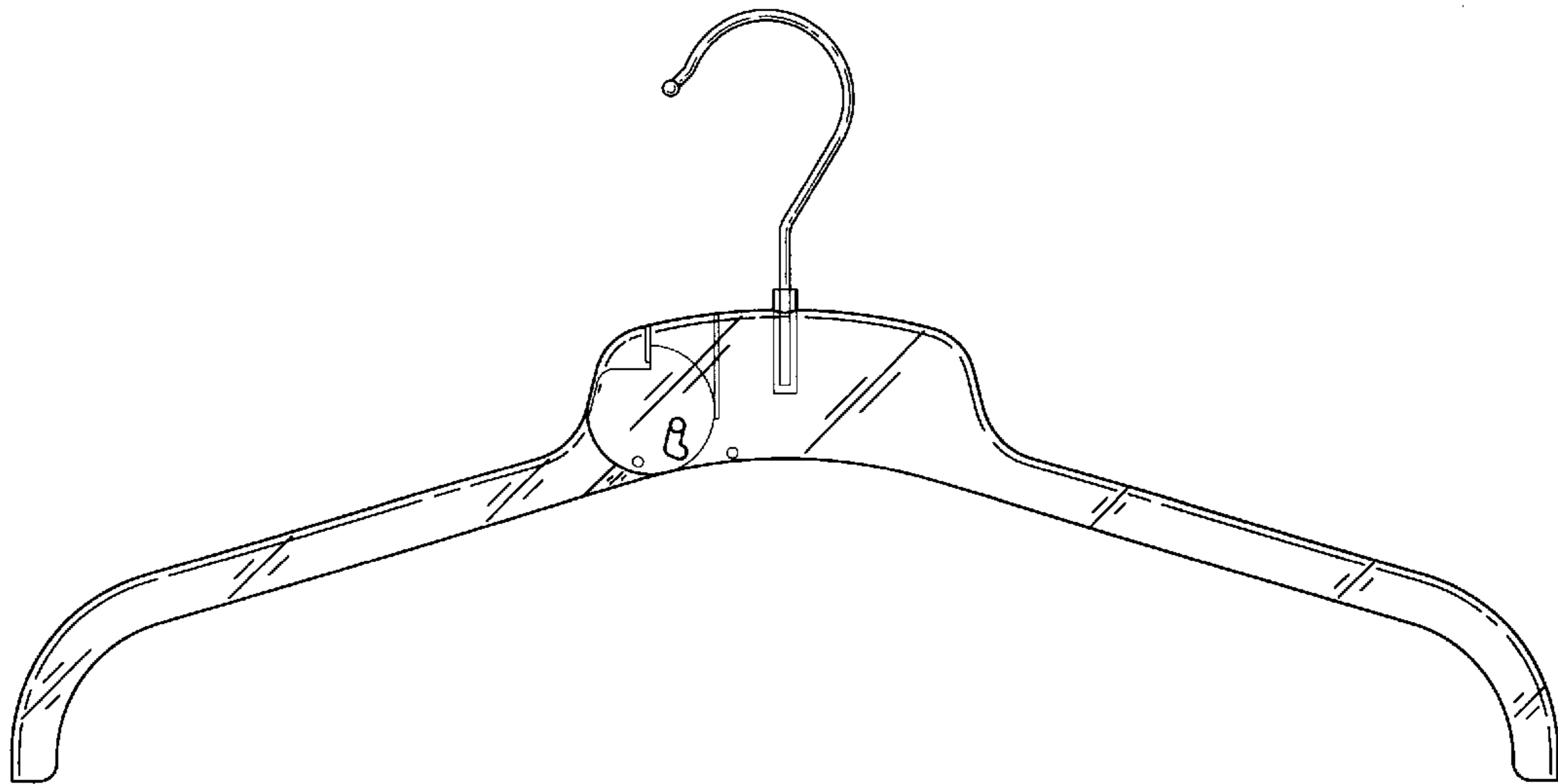


FIG. 1

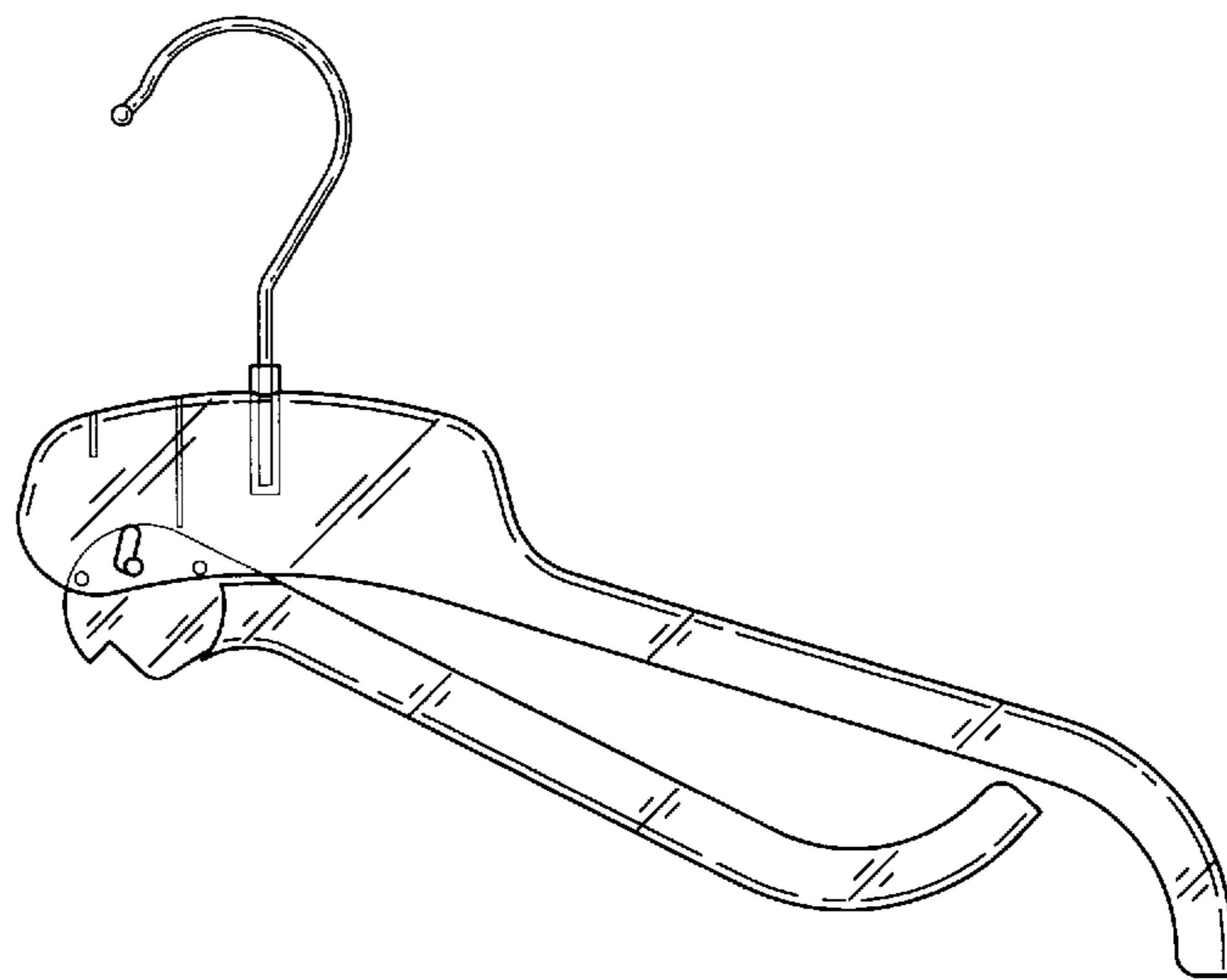


FIG. 2