

US00D518651S

(12) **United States Design Patent**
Mayer

(10) **Patent No.:** **US D518,651 S**

(45) **Date of Patent:** **** Apr. 11, 2006**

(54) **MIRROR**

(76) **Inventor:** **Robert H. Mayer**, 424 SW. 12th Ave.,
Deerfield Beach, FL (US) 33442

(**) **Term:** **14 Years**

(21) **Appl. No.:** **29/221,869**

(22) **Filed:** **Jan. 21, 2005**

(51) **LOC (8) Cl.** **06-07**

(52) **U.S. Cl.** **D6/300**

(58) **Field of Classification Search** D6/300-314;
40/200, 455, 700, 711, 714, 717, 720, 721,
40/725, 727, 738, 745, 761, 765, 766, 778,
40/780, 781, 786, 798

See application file for complete search history.

(56) **References Cited**

U.S. PATENT DOCUMENTS

D109,983 S	6/1938	Hickerson	
D304,985 S	* 12/1989	Raptis	D6/553
D324,959 S	* 3/1992	White	D6/300
D371,005 S	6/1996	Brunner	

D437,693 S * 2/2001 Harwanko D6/300

D441,545 S * 5/2001 Ungaro D6/300

D441,546 S 5/2001 Harwanko

D474,036 S 5/2003 Paus

D498,364 S 11/2004 Mohundro

D498,932 S 11/2004 Mohundro

* cited by examiner

Primary Examiner—Janice E. Seeger

Assistant Examiner—Sydney R. Buffalow

(74) *Attorney, Agent, or Firm*—Fleit Kain Gibbons Gutman
Bongini & Bianco; Paul D. Bianco; Martin Fleit

(57) **CLAIM**

The ornamental design for a mirror, as shown and described.

DESCRIPTION

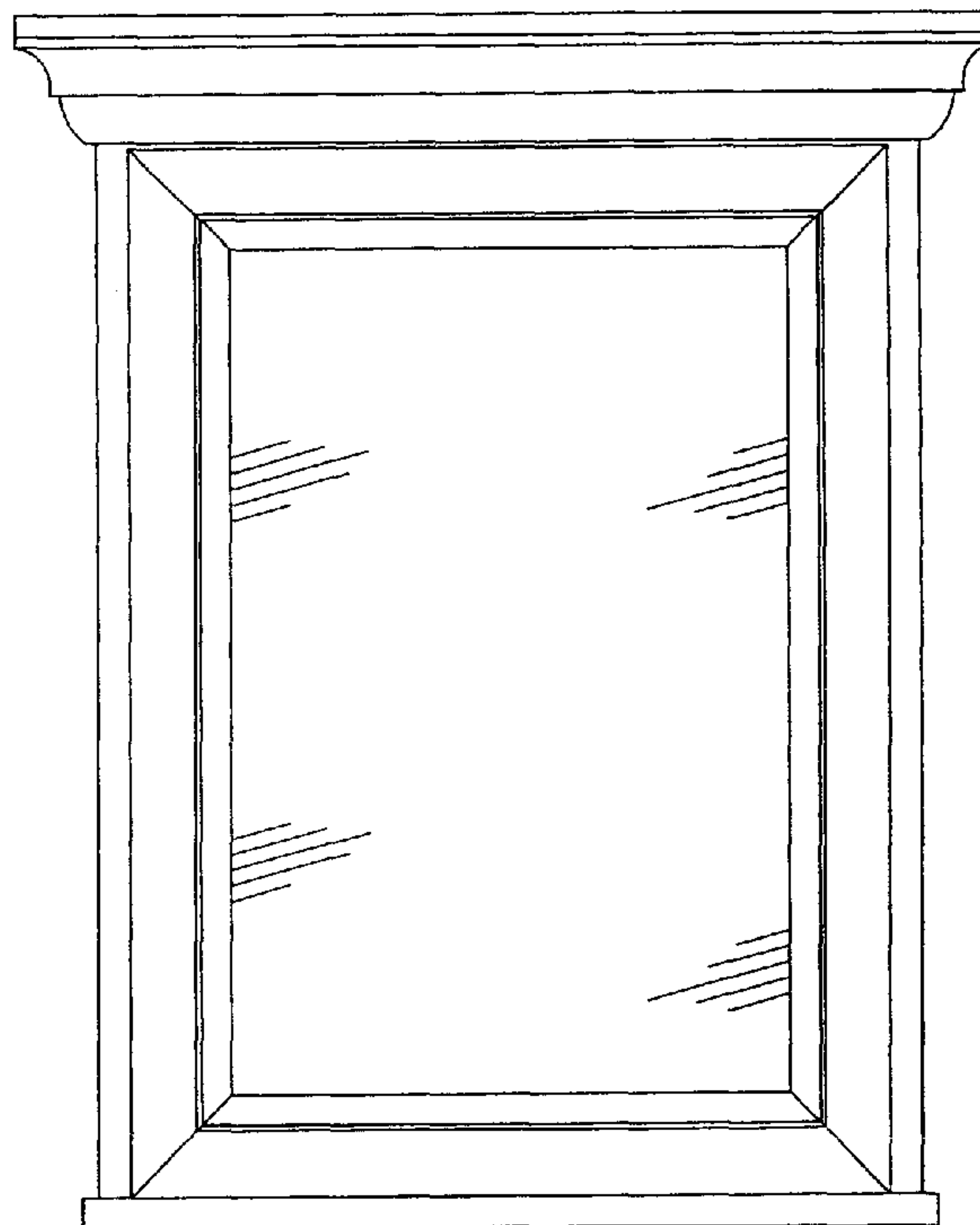

FIG. 1 is a perspective view of the mirror of the subject invention;

FIG. 2 is a front view thereof;

FIG. 3 is a side view thereof; and,

FIG. 4 is a bottom view thereof.

1 Claim, 4 Drawing Sheets






FIG. 1

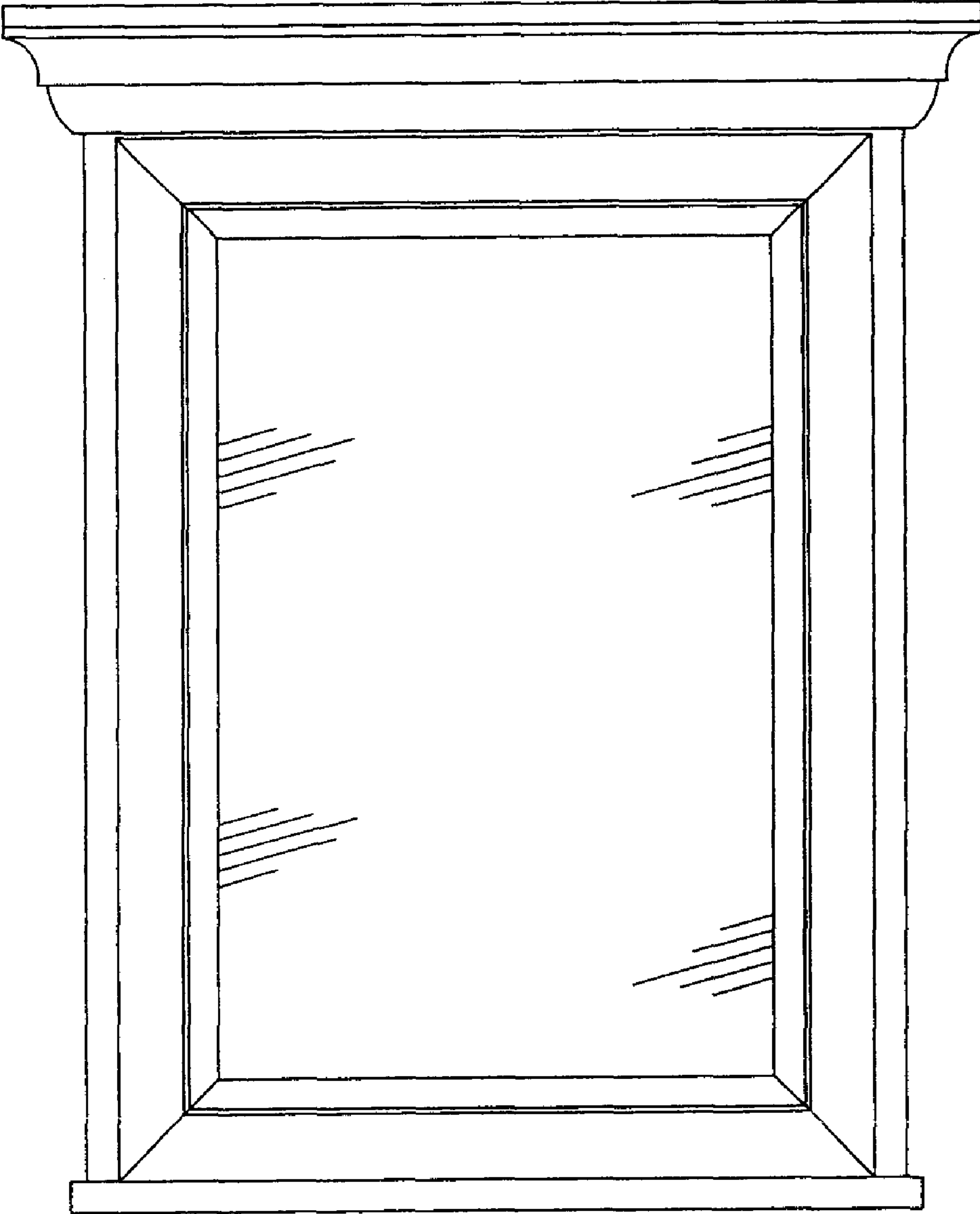


FIG. 2




FIG. 3

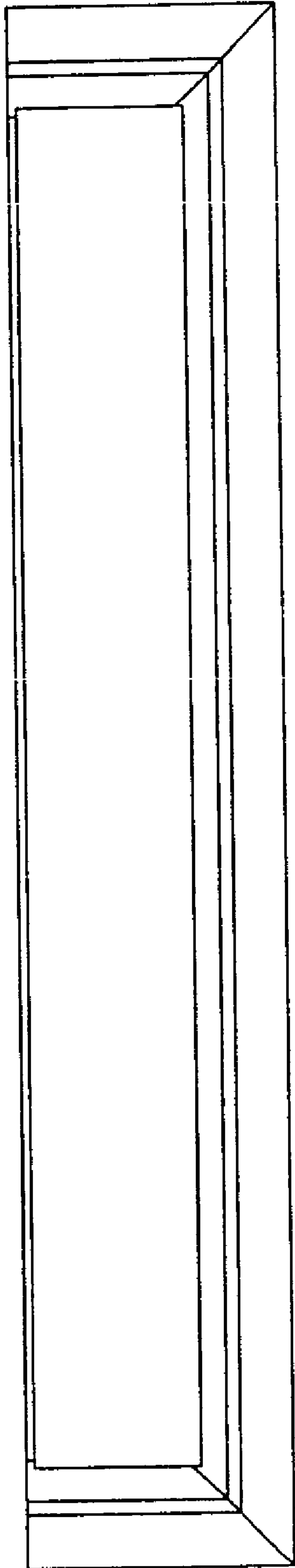


FIG. 4