



US00D518642S

(12) **United States Design Patent**  
**Blaustein et al.**

(10) **Patent No.:** **US D518,642 S**

(45) **Date of Patent:** **\*\* Apr. 11, 2006**

(54) **HAND-HELD, BATTERY POWERED  
CLEANING TOOL**

(75) Inventors: **Lawrence A. Blaustein**, Moreland Hills, OH (US); **John Osher**, Moreland Hills, OH (US); **Jay Tapper**, Shaker Heights, OH (US); **Douglas A. Gall**, Westlake, OH (US); **John R. Nottingham**, Bratenahl, OH (US); **John W. Spirk**, Gates Mills, OH (US); **Patrick W. Brown**, Mantua, OH (US)

(73) Assignee: **The Procter & Gamble Company**, Cincinnati, OH (US)

(\*\*) Term: **14 Years**

(21) Appl. No.: **29/168,734**

(22) Filed: **Oct. 8, 2002**

(51) **LOC (8) Cl.** ..... **04-02**

(52) **U.S. Cl.** ..... **D4/100**

(58) **Field of Classification Search** ..... D4/100,  
D4/102, 128, 132, 138; D7/395; D8/61, 107;  
D32/14.1, 17; 15/22.1, 23, 24, 28, 29, 97.1,  
15/97.2, 159.1, 160, 164; 16/110.1, 430;  
81/54, 57.11, 57.14

See application file for complete search history.

(56) **References Cited**

U.S. PATENT DOCUMENTS

D135,565 S \* 4/1943 Zimmer ..... D7/395  
3,343,192 A \* 9/1967 Goldstein et al. .... 15/23

3,407,431 A \* 10/1968 Melnik ..... 15/23 X  
4,137,588 A 2/1979 Sandt et al.  
4,223,418 A \* 9/1980 Pedrini ..... 15/28  
D328,976 S \* 9/1992 Herron ..... D4/102  
D335,770 S 5/1993 McGregor  
5,636,400 A 6/1997 Young  
5,852,875 A 12/1998 Dolah  
5,870,790 A 2/1999 Root et al.  
5,881,418 A 3/1999 Enoch  
5,950,268 A 9/1999 Murphy et al.  
6,170,107 B1 1/2001 George et al.  
D439,051 S \* 3/2001 White ..... D4/102  
6,295,681 B1 10/2001 Dolah

\* cited by examiner

*Primary Examiner*—Robin V. Taylor

*Assistant Examiner*—Lavone D. Tabor

(74) *Attorney, Agent, or Firm*—Jeffrey V. Bamber

(57) **CLAIM**

The ornamental design for a hand-held, battery powered cleaning tool, as shown and described.

**DESCRIPTION**

FIG. 1 is a perspective view of a hand-held, battery powered cleaning tool showing our new design; FIG. 2 is a front elevational view thereof; FIG. 3 is a left side elevational view thereof; FIG. 4 is a right side elevational view thereof; and, FIG. 5 is a rear elevational view thereof.

The parts shown in broken lines in Figures are shown for illustrative purposes only and form no part of the claimed design.

**1 Claim, 3 Drawing Sheets**

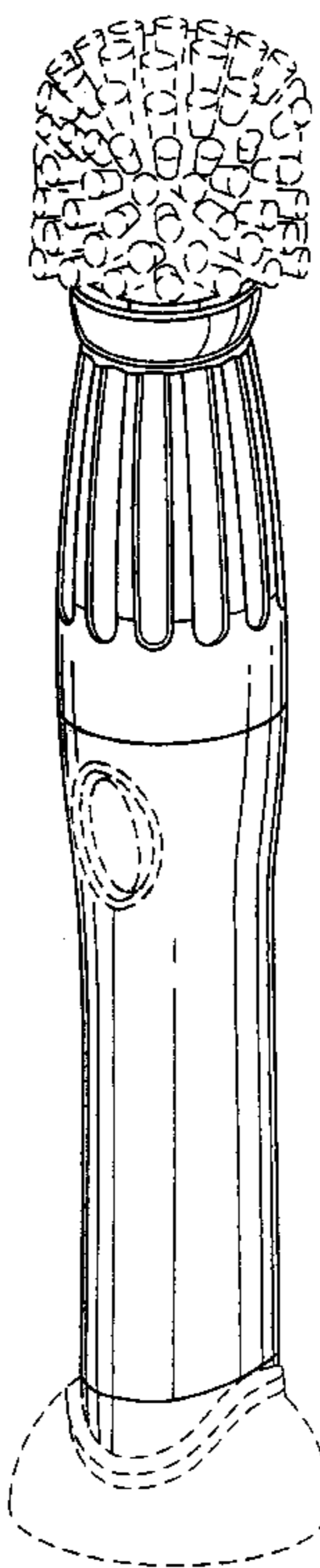
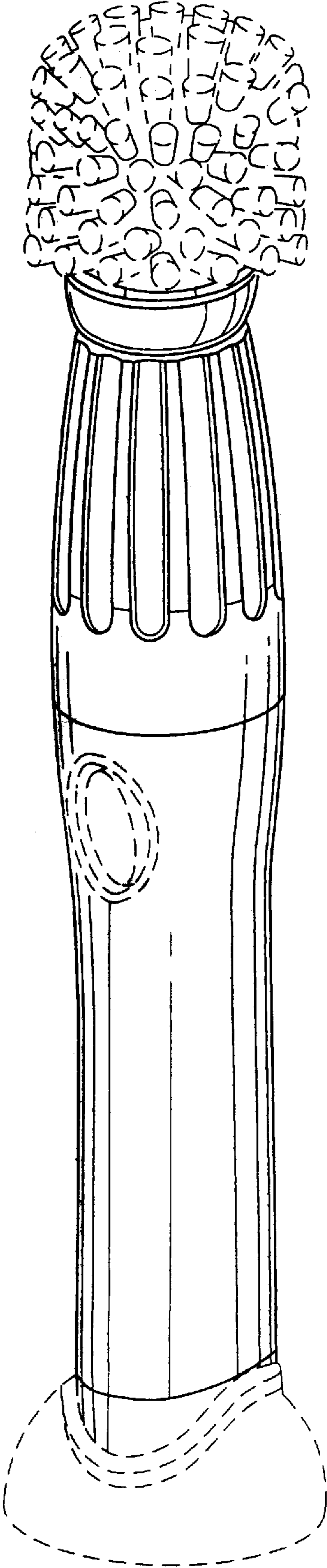


FIG. 1



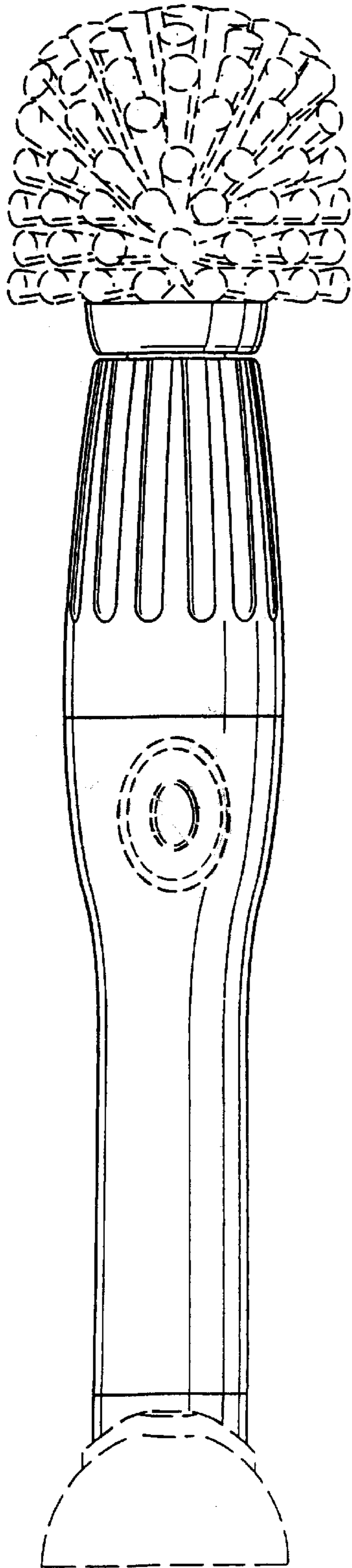


FIG. 2

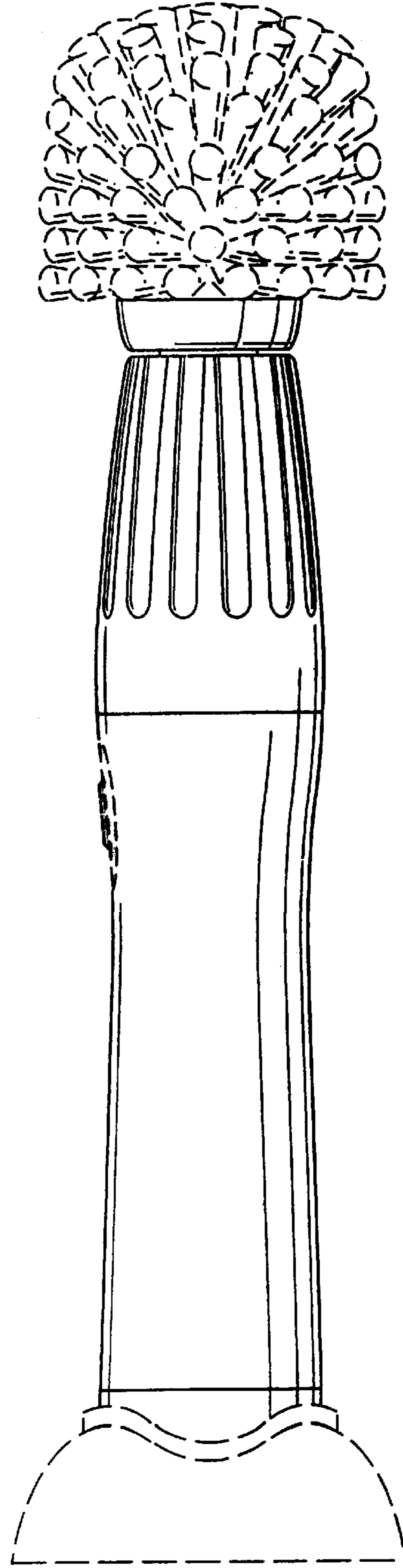


FIG. 3

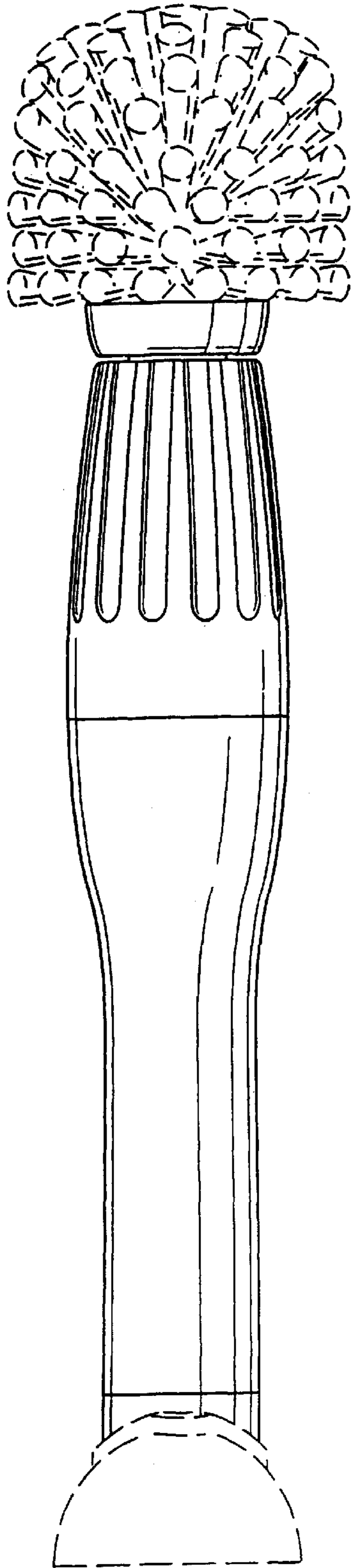


FIG. 5

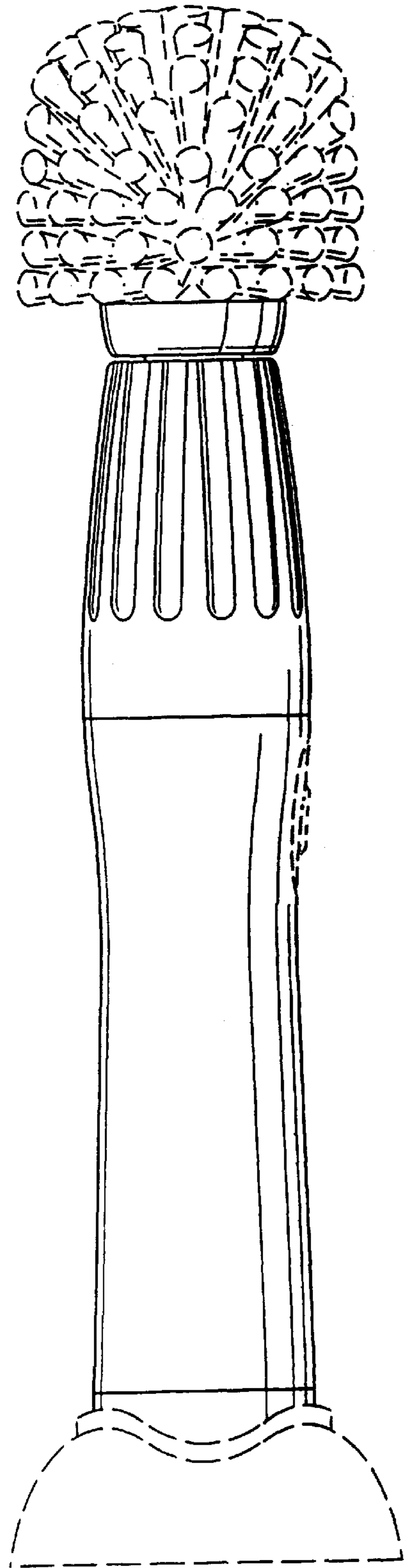


FIG. 4