

US00D518629S

(12) **United States Design Patent** (10) **Patent No.:** **US D518,629 S**  
**Ma** (45) **Date of Patent:** **\*\* Apr. 11, 2006**

(54) **UMBRELLA POLE**

(76) Inventor: **Oliver Joen-An Ma**, 29 W. Wisteria,  
Arcadia, CA (US) 91007

(\*\*) Term: **14 Years**

(21) Appl. No.: **29/213,526**

(22) Filed: **Sep. 17, 2004**

(51) **LOC (8) Cl.** ..... **03-03**

(52) **U.S. Cl.** ..... **D3/5**

(58) **Field of Classification Search** ..... D3/5-17;  
135/15.1, 44, 20.1, 21; 297/184.1, 184.11,  
297/184.17, 184.15, 184.16  
See application file for complete search history.

(56) **References Cited**

U.S. PATENT DOCUMENTS

2,475,406	A	7/1949	Russell	
3,120,238	A	* 2/1964	Glatz	135/21
3,145,720	A	8/1964	Torii	
4,586,525	A	5/1986	Glatz et al.	
4,622,987	A	11/1986	Redl et al.	
4,674,523	A	6/1987	Glatz	
4,878,509	A	11/1989	Tung	
5,002,081	A	3/1991	Stromeyer	
5,029,596	A	7/1991	Tung	
5,349,975	A	9/1994	Valdner	
5,499,644	A	* 3/1996	Geniele	135/20.1
5,584,564	A	12/1996	Phyle	
5,611,364	A	* 3/1997	Woods et al.	135/21
5,785,069	A	7/1998	Glatz	
D398,443	S	9/1998	Bolle	
5,937,882	A	8/1999	Harbaugh	
6,014,980	A	1/2000	Glatz	
D434,215	S	* 11/2000	Lin	D3/6
6,152,156	A	11/2000	Tung	
D434,556	S	* 12/2000	Lin	D3/6
6,220,261	B1	4/2001	Glatz	
6,311,705	B1	11/2001	Ma	
6,478,037	B1	11/2002	Tung	
6,575,182	B1	6/2003	Tung	
6,575,183	B1	6/2003	Tung	
D477,458	S	* 7/2003	Goldwitz	D3/10
6,588,438	B1	7/2003	Steiner	
6,619,306	B1	9/2003	Ma	

6,662,815	B1	12/2003	Tung	
D497,479	S	* 10/2004	Yu	D3/5
6,837,255	B1	1/2005	Bunch et al.	
2002/0083969	A1	* 7/2002	Tung	135/90
2003/0015230	A1	* 1/2003	Glatz	135/21
2004/0031513	A1	2/2004	Bunch et al.	
2004/0055627	A1	3/2004	Moga	
2004/0055628	A1	3/2004	Yu	
2004/0069333	A1	4/2004	Ma	
2004/0182429	A1	9/2004	Chen	

FOREIGN PATENT DOCUMENTS

DE 3820573 A1 \* 8/1989

OTHER PUBLICATIONS

Operation Manual Easy Sun Parasol Sunshade (Issue: Jul. 2004) pp. 1-17.

\* cited by examiner

*Primary Examiner*—Sandra S. Snapp

(74) *Attorney, Agent, or Firm*—Knobbe, Martens, Olson & Bear LLP

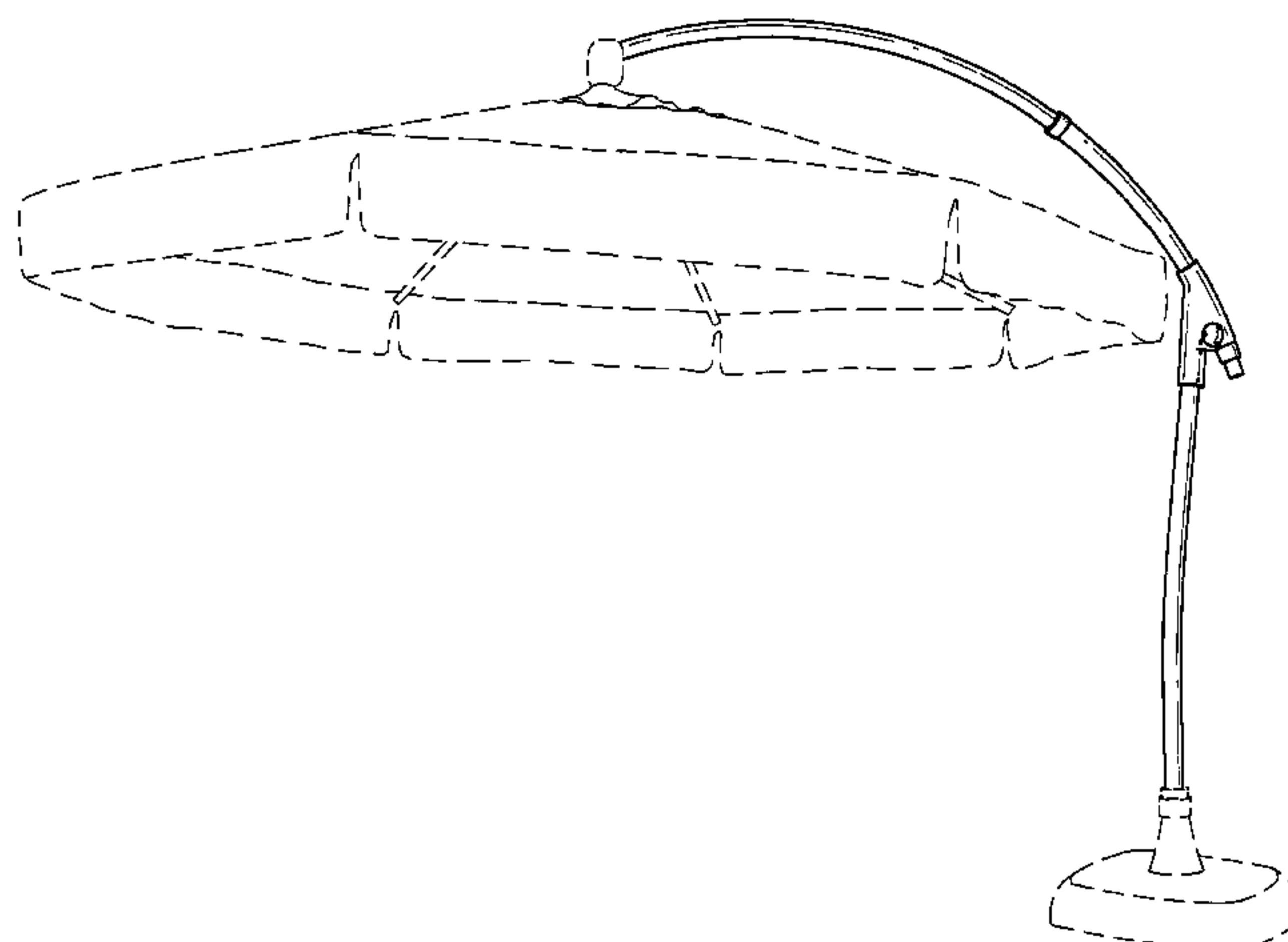
(57) **CLAIM**

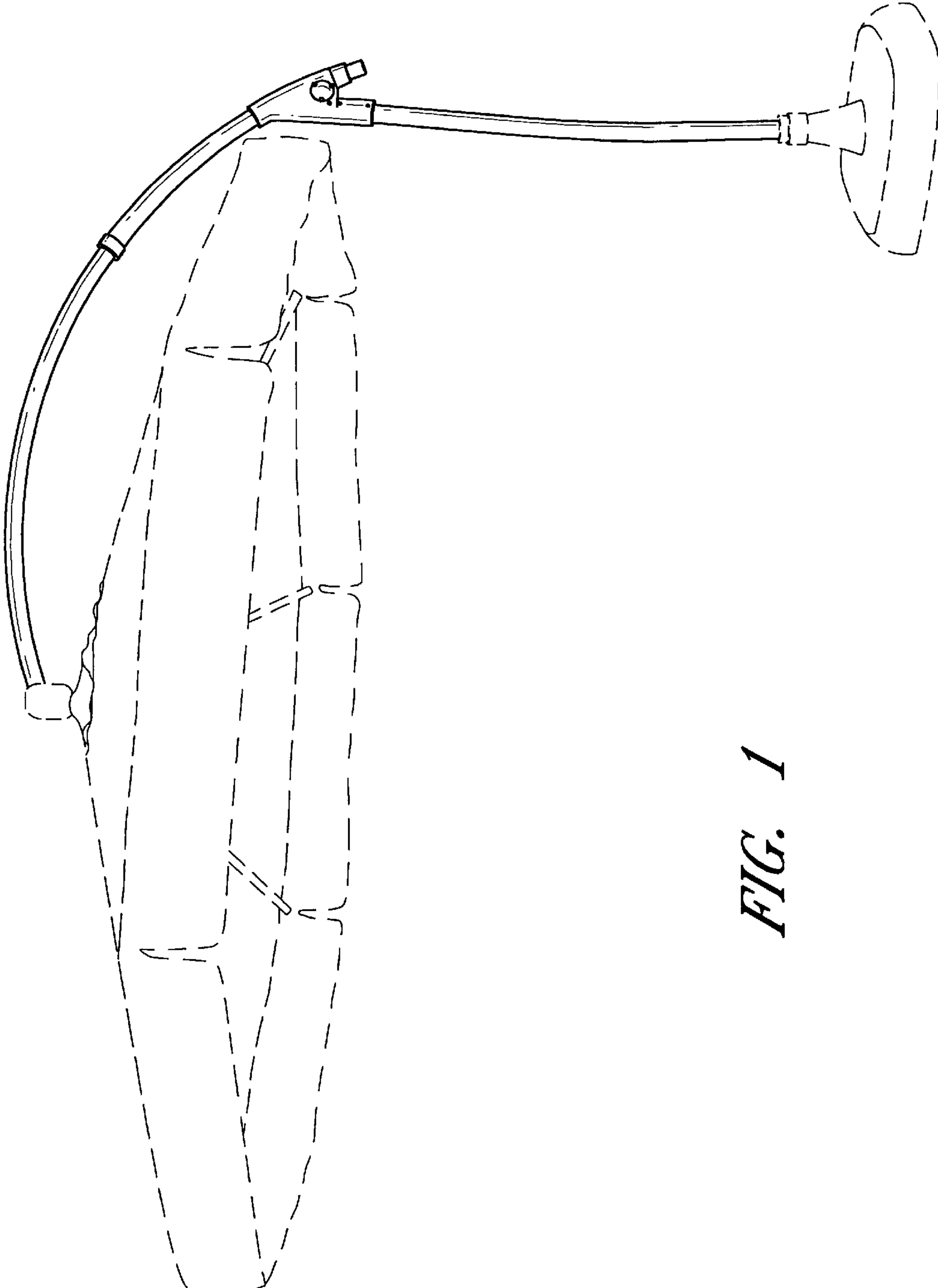
The ornamental design for an umbrella pole, as shown and described.

**DESCRIPTION**

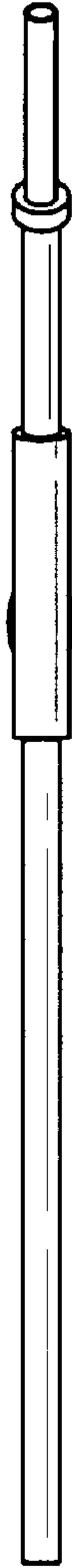
FIG. 1 is a perspective view of an umbrella pole showing the new design;  
FIG. 2 is a front elevational view of the design of FIG. 1;  
FIG. 3 is a rear elevational view of the design of FIG. 1;  
FIG. 4 is a left side elevational view of the design of FIG. 1;  
FIG. 5 is a right side elevational view of the design of FIG. 1;  
FIG. 6 is a top plan view of the design of FIG. 1;  
FIG. 7 is a bottom plan view of the design of FIG. 1; and,  
FIG. 8 is a left side elevational view of the new design showing the pole in a retracted position.  
Phantom lining where utilized is for illustration purposes only and forms no part of the claimed design.  
The broken lines shown in the drawings are for illustrative purposes only and form no part of the claimed design.

**1 Claim, 8 Drawing Sheets**





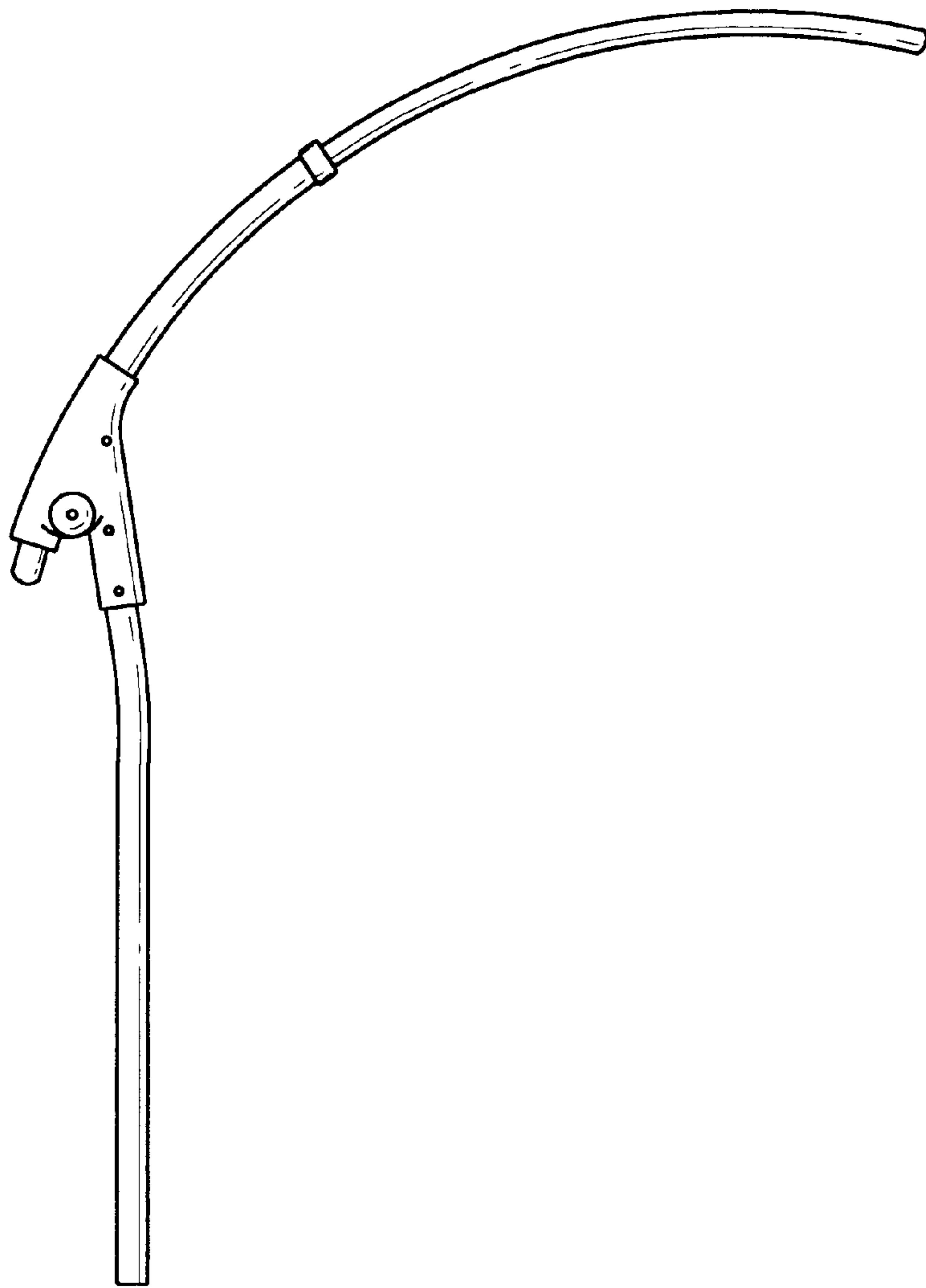
*FIG. 1*



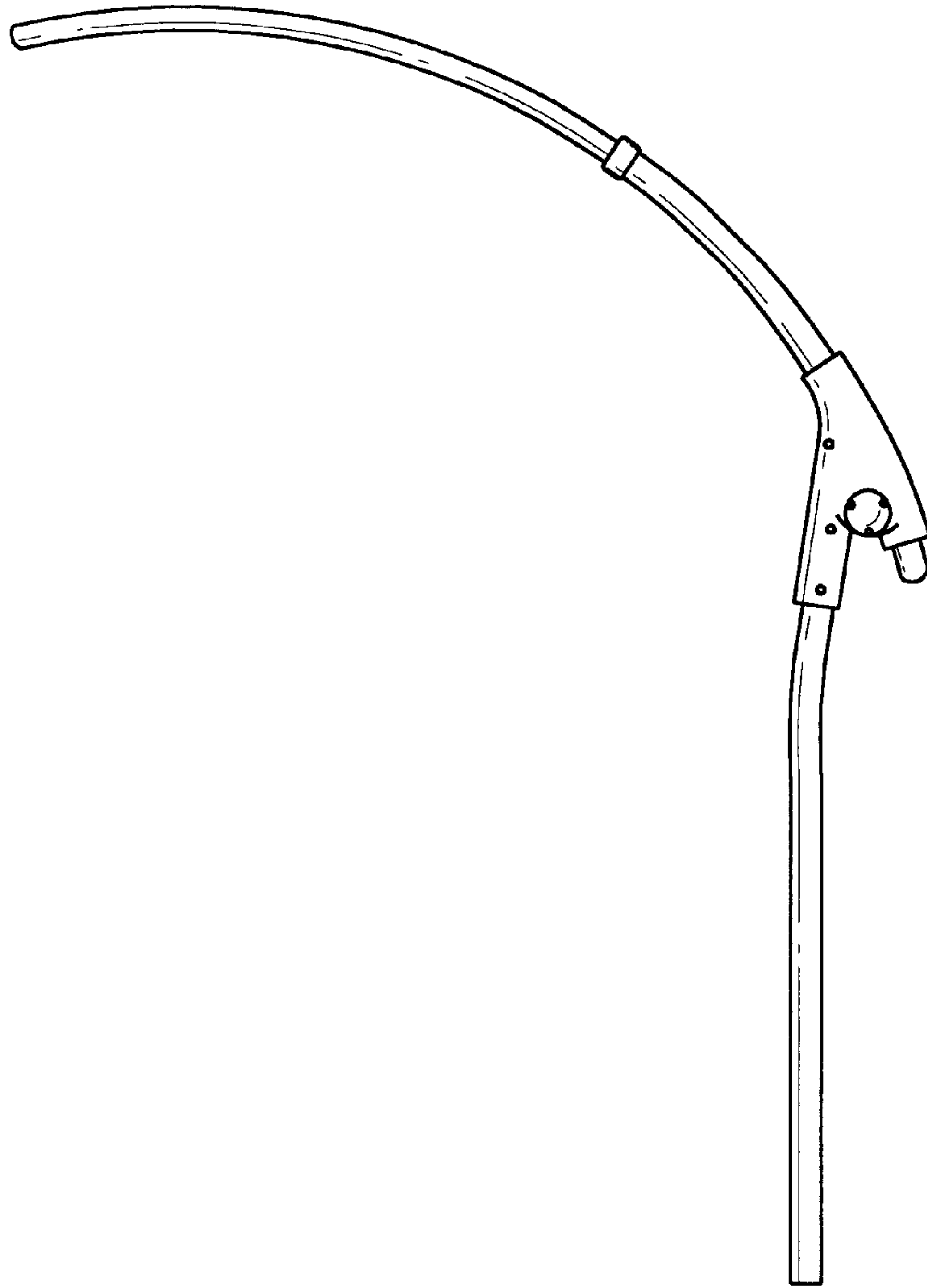
*FIG. 2*



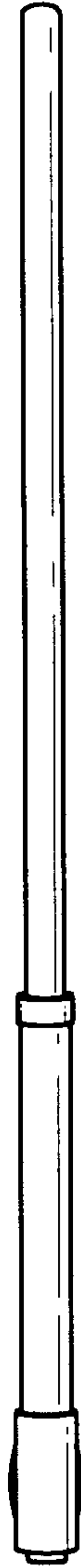
*FIG. 3*



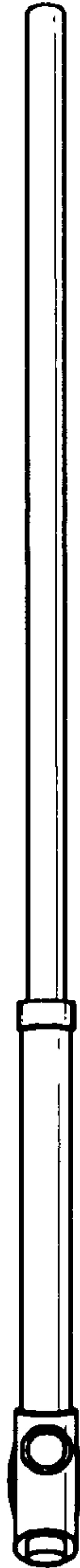
*FIG. 4*



*FIG. 5*




*FIG. 6*



*FIG. 7*





*FIG. 8*