



US00D518616S

(12) **United States Design Patent**  
**Goodwin**

(10) **Patent No.:** **US D518,616 S**

(45) **Date of Patent:** **\*\* Apr. 4, 2006**

(54) **CONVEYOR RUBBER BASED PULLEY LAGGING WITH STAGGERED EMBEDDED CERAMIC SEGMENTS**

(76) **Inventor:** **Alan R Goodwin**, 5708 Bermuda Dr., N. Richland Hills, TX (US) 76180

(\*\*) **Term:** **14 Years**

(21) **Appl. No.:** **29/149,450**

(22) **Filed:** **Oct. 9, 2001**

(51) **LOC (8) Cl.** ..... **12-05**

(52) **U.S. Cl.** ..... **D34/35; D34/28**

(58) **Field of Classification Search** ..... D34/29, D34/28, 35; D25/138, 69; 52/574, 650.3; 474/190; 198/835, 842, 843, 844.1

See application file for complete search history.

(56) **References Cited**

**U.S. PATENT DOCUMENTS**

1,309,284	A	*	7/1919	Gerhard	.....	198/842
D100,215	S	*	6/1936	Klipfel	.....	D25/138
3,050,178	A	*	8/1962	Stone	.....	198/835
3,115,236	A	*	12/1963	Anetsberger	.....	198/835
D205,891	S	*	10/1966	Feliani	.....	D25/69
3,430,506	A	*	3/1969	Stone	.....	198/842
D238,605	S	*	1/1976	Dyrup	.....	D34/29
4,290,761	A	*	9/1981	Suginaka	.....	474/190

D303,974	S	*	10/1989	Karr	.....	D34/29
4,957,199	A	*	9/1990	Wokke et al.	.....	198/844.1
D313,101	S	*	12/1990	Bartholomew et al.	.....	D34/29
D381,174	S	*	7/1997	Stoll	.....	D34/29
D381,175	S	*	7/1997	Stoll	.....	D34/29
6,082,527	A	*	7/2000	Bruhmann et al.	.....	198/835
6,168,544	B1	*	1/2001	Barnes et al.	.....	474/190
6,173,831	B1	*	1/2001	Grabscheid et al.	.....	198/844.1

\* cited by examiner

*Primary Examiner*—Cynthia E. Ramirez

(74) *Attorney, Agent, or Firm*—Bracewell & Patterson, L.L.P.

(57) **CLAIM**

The ornamental design of a conveyor rubber based pulley lagging with staggered embedded ceramic segments, as shown and described.


**DESCRIPTION**

FIG. 1 is a top surface view of a conveyor rubber based pulley lagging with staggered embedded ceramic segments showing my new design;

FIG. 2 is a cross sectional view taken along the line A—A of FIG. 1; and,

FIG. 3 is a cross sectional view taken along the line B—B of FIG. 1.

**1 Claim, 2 Drawing Sheets**



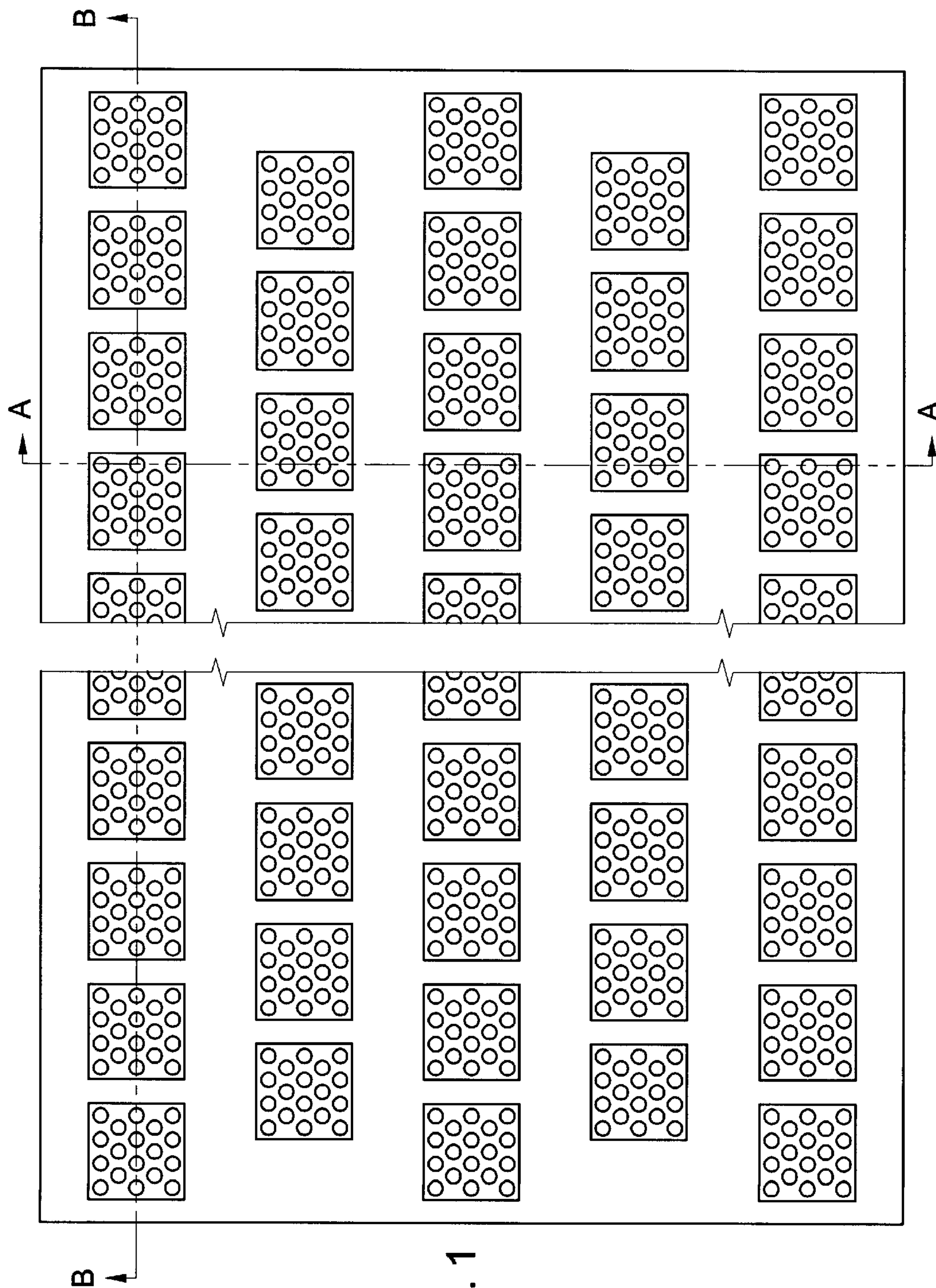


Fig. 1

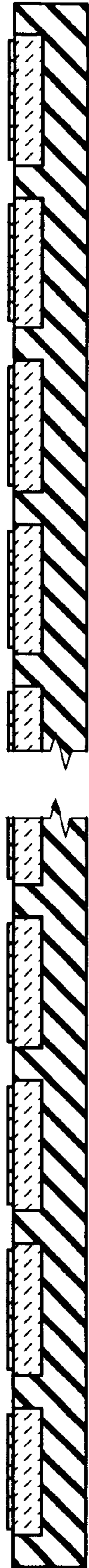


Fig. 2

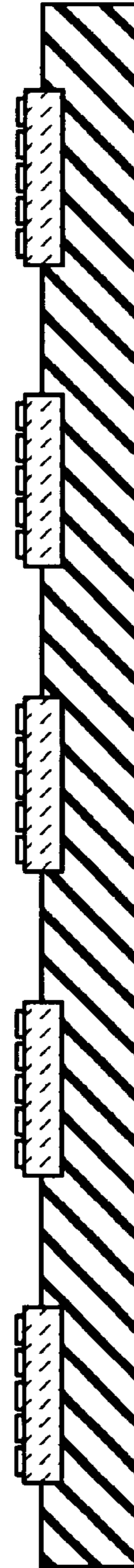


Fig. 3