



US00D518601S

(12) **United States Design Patent**
Kling et al.

(10) **Patent No.:** **US D518,601 S**

(45) **Date of Patent:** **** Apr. 4, 2006**

(54) **ORAL-CARE APPLIANCE (ELECTRIC TOOTHPICK)**

(75) Inventors: **Björn Kling**, Frankfurt am Main (DE);
Markus Orthey, Mainz (DE)

(73) Assignee: **Braun GmbH**, Kronberg (DE)

(**) Term: **14 Years**

(21) Appl. No.: **29/205,602**

(22) Filed: **May 18, 2004**

(30) **Foreign Application Priority Data**

Nov. 18, 2003 (EM) 102827

(51) **LOC (8) Cl.** **28-03**

(52) **U.S. Cl.** **D28/65**

(58) **Field of Classification Search** D28/65-68,
D28/10, 56, 73, 91; D24/152; D4/100-102;
433/141, 146-147; 132/322-329

See application file for complete search history.

(56) **References Cited**

U.S. PATENT DOCUMENTS

D145,603 S *	9/1946	Millard	D28/65
3,967,617 A *	7/1976	Krolik	601/73
D251,513 S *	4/1979	Kent	D28/68
D323,721 S *	2/1992	Bushberger	D28/68
D374,745 S *	10/1996	Harris	D28/65
5,709,233 A *	1/1998	Boland et al.	132/322
5,827,064 A *	10/1998	Bock	433/216
5,855,216 A *	1/1999	Robinson	132/322
5,944,033 A *	8/1999	Robinson	132/322

D437,663 S *	2/2001	Lang et al.	D28/68
D489,183 S *	5/2004	Akahori et al.	D4/101
D493,960 S *	8/2004	Jimenez et al.	D4/101
D494,322 S *	8/2004	Winkler	D28/65

* cited by examiner

Primary Examiner—Lucy Lieberman

Assistant Examiner—Zenia I. Bennett

(74) *Attorney, Agent, or Firm*—Fish & Richardson P.C.

(57) **CLAIM**

The ornamental design for an oral-care appliance (electric toothpick), as shown and described.

DESCRIPTION

FIG. 1 is a perspective view of an oral-care appliance (electric toothpick) showing the new design;

FIG. 2 is a left side view of the oral-care appliance (electric toothpick) of FIG. 1;

FIG. 3 is a front view of the oral-care appliance (electric toothpick) of FIG. 1;

FIG. 4 is a right side view of the oral-care appliance (electric toothpick) of FIG. 1;


FIG. 5 is a back side view of the oral-care appliance (electric toothpick) of FIG. 1;

FIG. 6 is a top plan view of the oral-care appliance (electric toothpick) of FIG. 1; and,

FIG. 7 is a bottom plan view of the oral-care appliance (electric toothpick) of FIG. 1.

The broken lines in the drawing are for illustrative purposes only and form no part of the claimed design.

1 Claim, 4 Drawing Sheets






Fig. 1

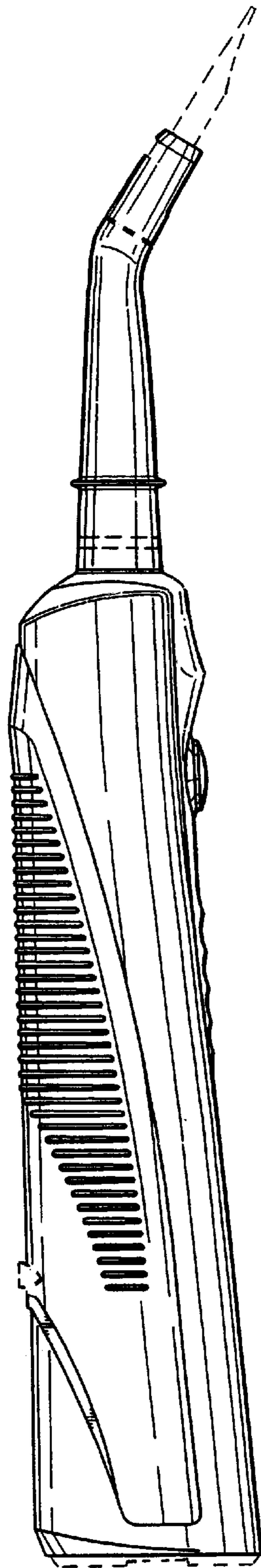


Fig. 2

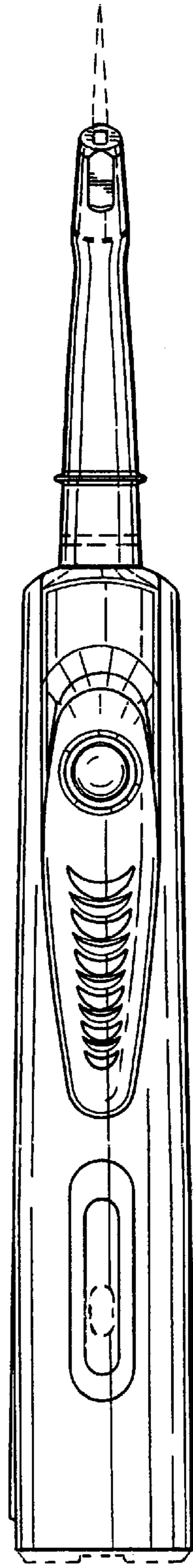


Fig. 3

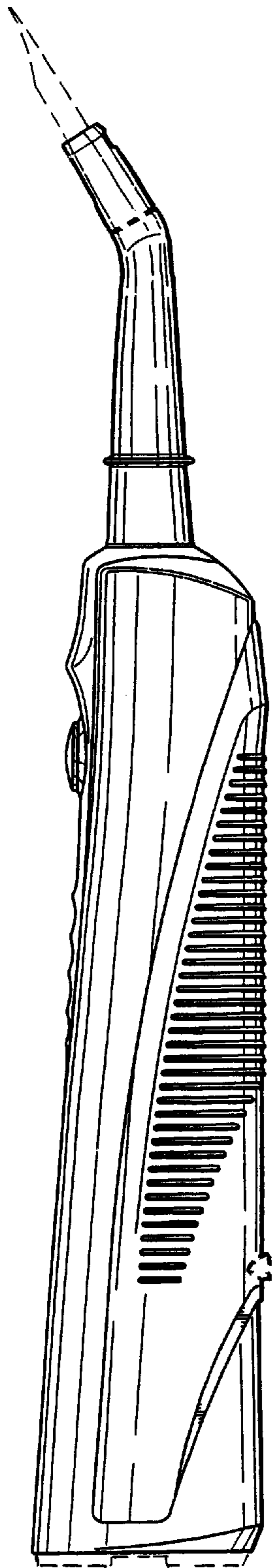


Fig. 4




Fig. 5

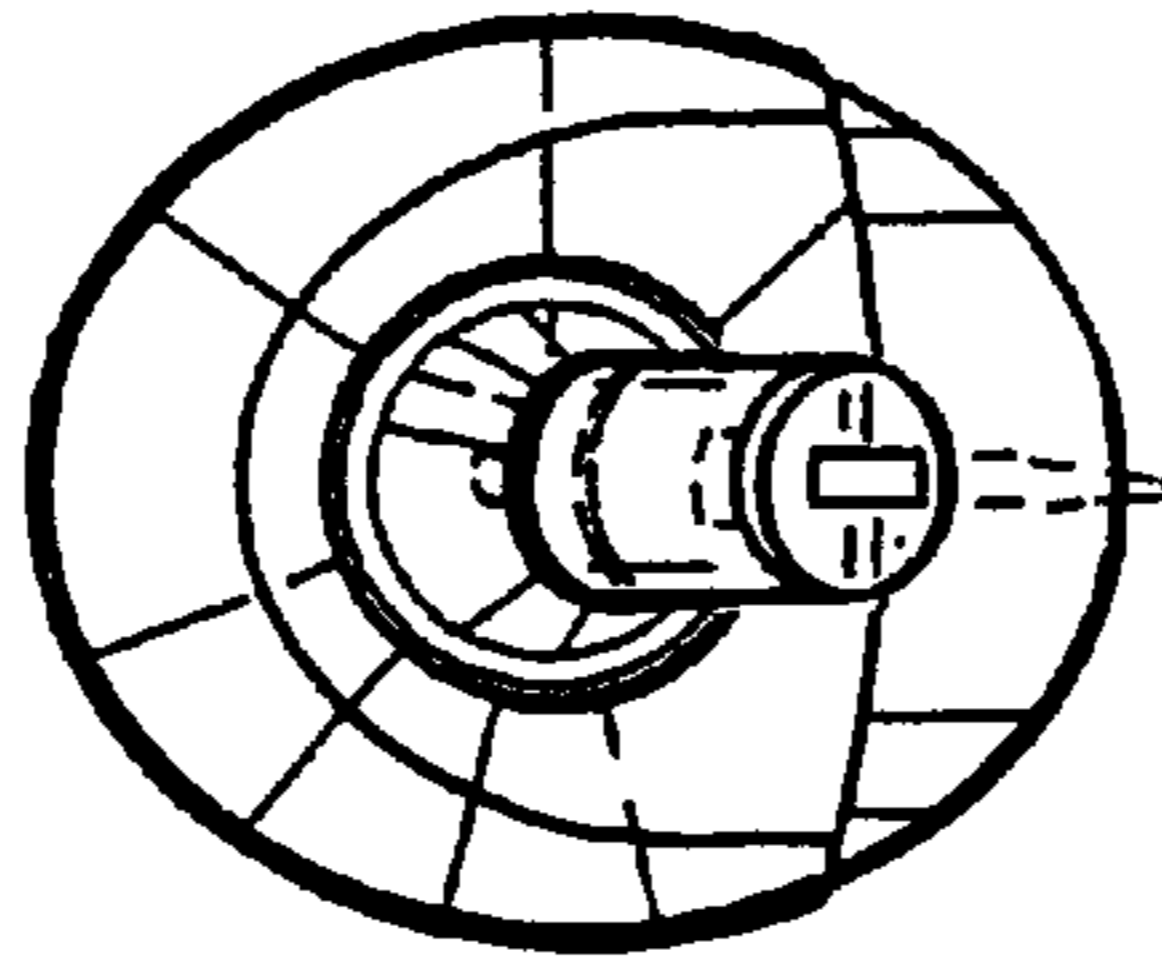


Fig. 6

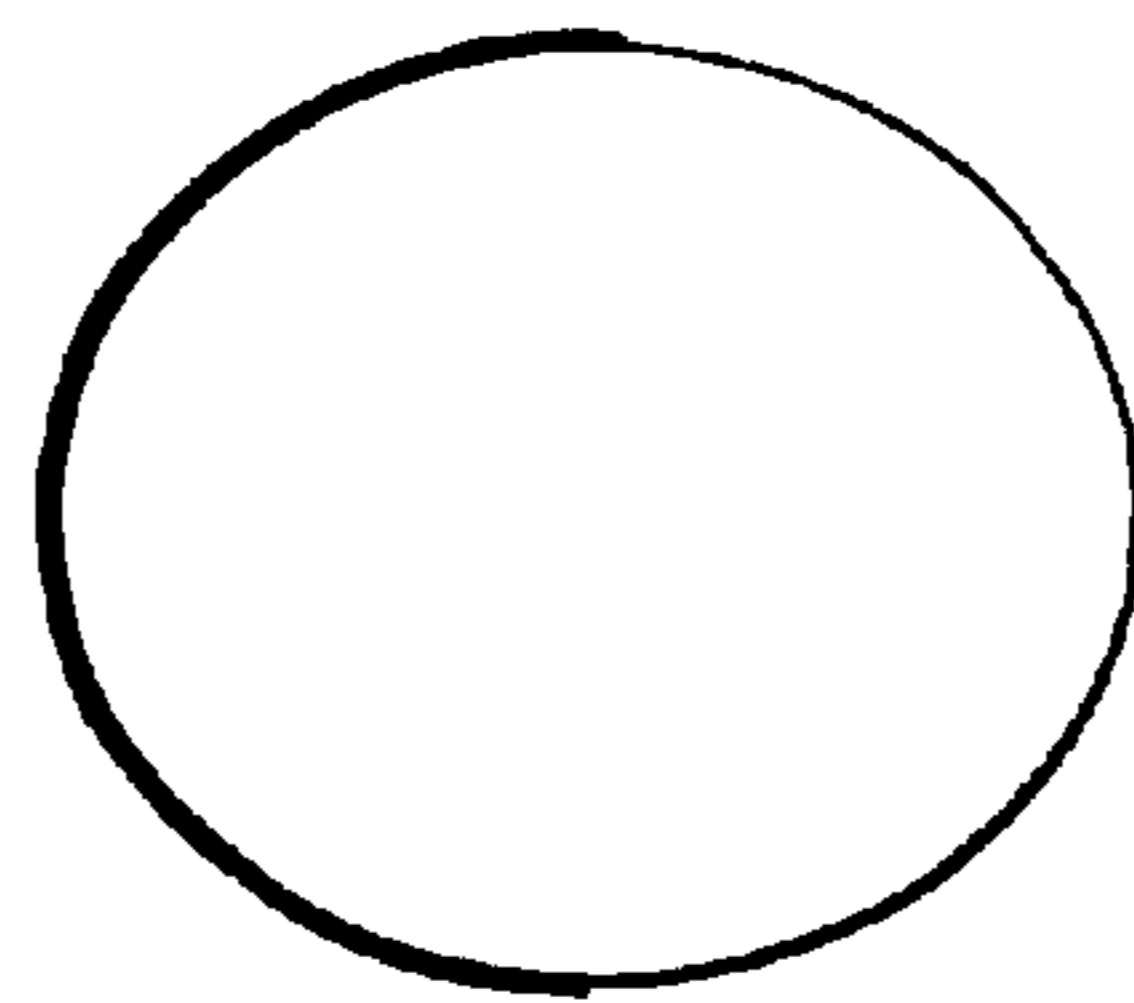


Fig. 7