

US00D518599S

(12) **United States Design Patent**
Kuglen

(10) **Patent No.:** **US D518,599 S**

(45) **Date of Patent:** **** Apr. 4, 2006**

(54) **HAIR RETAINER**

(76) Inventor: **Francesca B. Kuglen**, 4111 Greenwood Ave., Suite 101, Oakland, CA (US) 94602

(**) Term: **14 Years**

(21) Appl. No.: **29/230,847**

(22) Filed: **May 27, 2005**

Related U.S. Application Data

(63) Continuation of application No. 10/764,279, filed on Jan. 22, 2004.

(51) **LOC (8) Cl.** **28-03**

(52) **U.S. Cl.** **D28/33; D28/29; D28/41**

(58) **Field of Classification Search** D28/32, D28/33, 34, 28, 29, 25, 39-43; 132/273-284, 132/126-142, 144, 148, 101, 219

See application file for complete search history.

(56) **References Cited**

U.S. PATENT DOCUMENTS

- 252,856 A * 1/1882 Wilson 132/148
- 852,273 A 4/1907 Hess
- 966,113 A * 8/1910 McCall 132/128
- 1,512,272 A 10/1924 Burnet
- 1,540,102 A 6/1925 Cohen
- 1,665,380 A 4/1928 Ruffio
- 1,823,361 A 9/1931 Hudson
- 2,386,682 A 10/1945 Heineman
- 2,530,612 A * 11/1950 Hertz 132/136
- D176,901 S * 2/1956 Behr D28/23
- D178,334 S 7/1956 Behr
- 2,775,245 A * 12/1956 Behr 132/273
- D179,754 S * 2/1957 Behr D28/41
- D183,654 S 10/1958 Hambric
- 3,746,016 A * 7/1973 Goodman 132/274

- D316,161 S 4/1991 Kuglen
- 5,174,312 A * 12/1992 Adams 132/273
- D334,793 S 4/1993 Richardson
- 5,690,128 A * 11/1997 Grimes 132/128
- 5,732,720 A * 3/1998 Sears 132/128
- 5,826,593 A 10/1998 Haubrich
- D419,264 S 1/2000 Wallon et al.
- 6,047,705 A * 4/2000 Hawley 132/128
- D425,248 S 5/2000 Hawley
- 6,123,086 A 9/2000 Kuglen
- D439,014 S 3/2001 Pender
- D451,246 S 11/2001 Zuckerman
- D483,522 S 12/2003 Leslie
- D493,380 S * 7/2004 Chavarria D11/3
- D509,926 S * 9/2005 Gladwin et al. D28/34
- 2003/0178042 A1 * 9/2003 Cheng 132/148

FOREIGN PATENT DOCUMENTS

- FR 594906 9/1925
- WO WO 98/06295 2/1998

* cited by examiner

Primary Examiner—Lucy Lieberman

(74) *Attorney, Agent, or Firm*—Donald L. Beeson

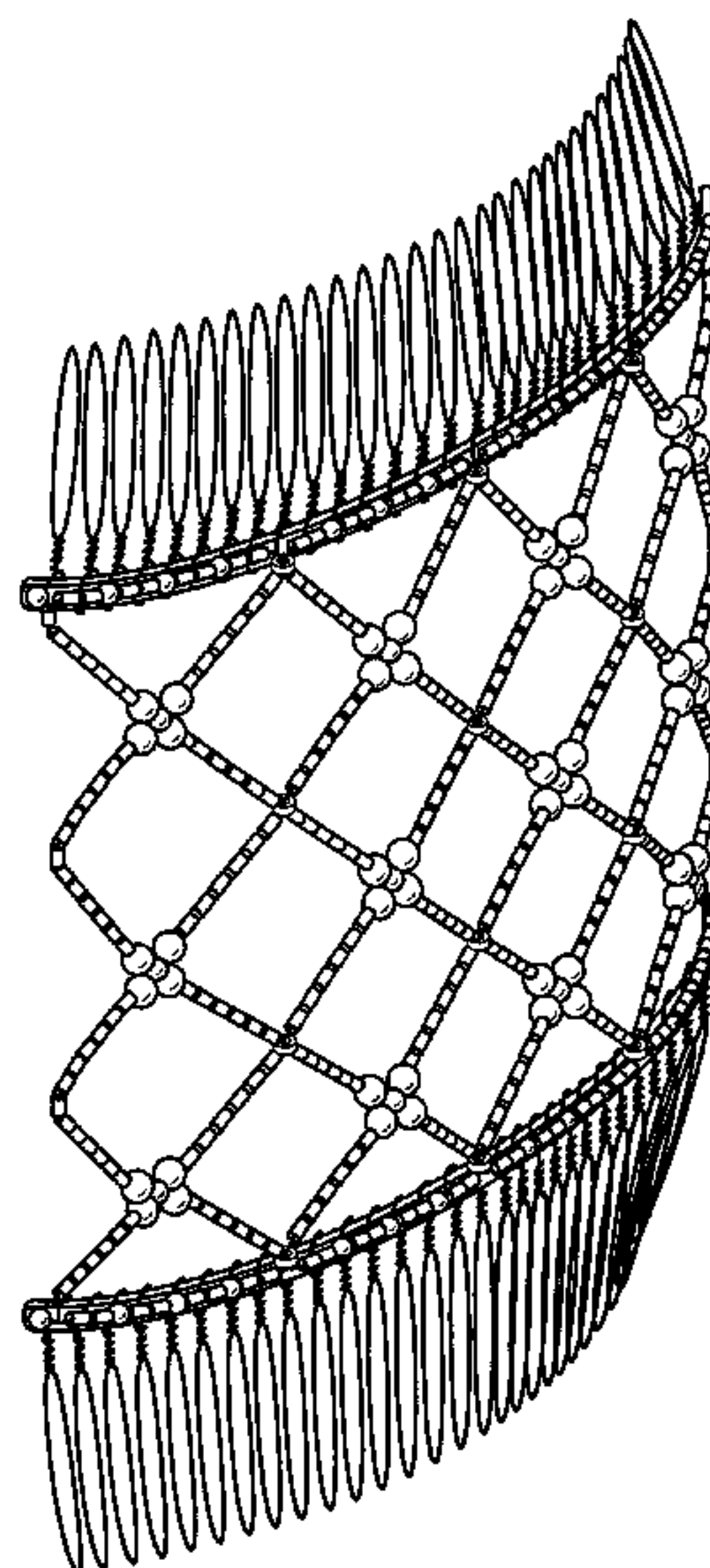
(57) **CLAIM**

The ornamental design for a hair retainer, as shown and described.

DESCRIPTION

FIG. 1 is a top perspective view of a hair retainer showing my new design;
 FIG. 2 is a top plan view thereof;
 FIG. 3 is a bottom plan view thereof;
 FIG. 4 is a left side elevational view thereof, the right side being a mirror image; and,
 FIG. 5 is a left end elevational view thereof, the right end being a mirror image.

1 Claim, 3 Drawing Sheets



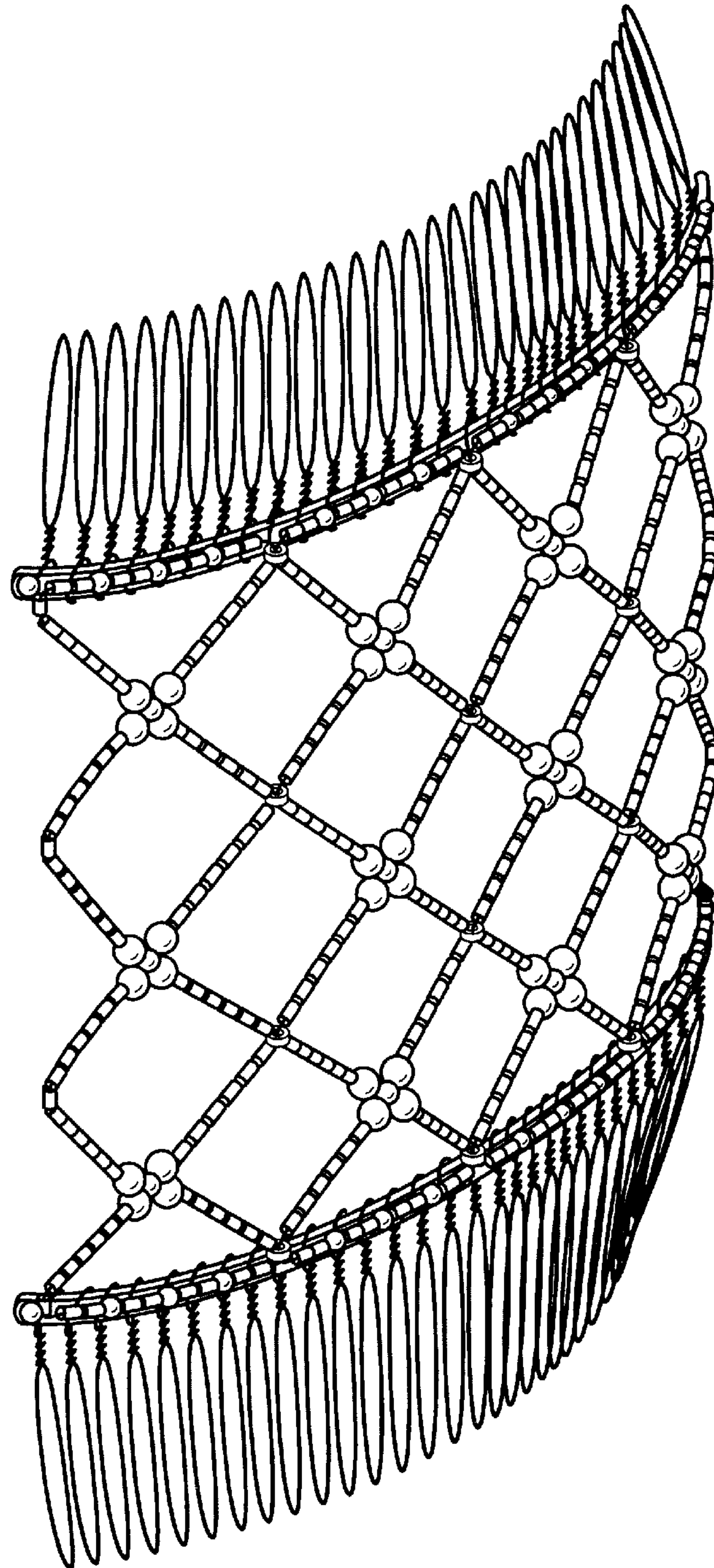


FIG. 1




FIG._2




FIG._3




FIG._4

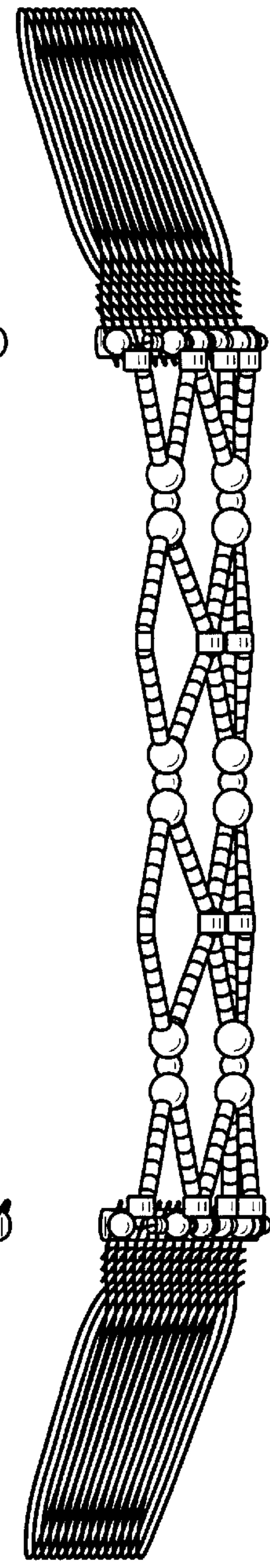


FIG._5