



US00D518557S

(12) **United States Design Patent**
Thun

(10) **Patent No.:** **US D518,557 S**

(45) **Date of Patent:** **** Apr. 4, 2006**

(54) **MIXER TAP**

(75) Inventor: **Matteo Thun**, Milan (IT)

(73) Assignee: **Zucchetti Rubinetteria S.p.A.**,
Gozzano (IT)

(**) Term: **14 Years**

(21) Appl. No.: **29/225,965**

(22) Filed: **Mar. 22, 2005**

(30) **Foreign Application Priority Data**

Sep. 28, 2004	(EM)	000238720-0001
Sep. 28, 2004	(EM)	000238720+0002
Sep. 28, 2004	(EM)	000238720+0003
Sep. 28, 2004	(EM)	000238720+0004
Sep. 28, 2004	(EM)	000238720+0005
Sep. 28, 2004	(EM)	000238720+0006
Sep. 28, 2004	(EM)	000238720+0007
Sep. 28, 2004	(EM)	000238720+0008
Sep. 28, 2004	(EM)	000238720+0009
Sep. 28, 2004	(EM)	000238720+0010
Sep. 28, 2004	(EM)	000238720+0011

(51) **LOC (8) Cl.** **23-01**

(52) **U.S. Cl.** **D23/238**

(58) **Field of Classification Search** D23/238-257;
4/675-678; 137/801

See application file for complete search history.

(56) **References Cited**

U.S. PATENT DOCUMENTS

D28,234 S * 2/1898 Brewster D23/238

D285,597 S	*	9/1986	Miller et al.	D23/242
D385,952 S	*	11/1997	Hundley et al.	D23/250
D465,559 S	*	11/2002	Chen	D23/242
D469,854 S	*	2/2003	Ouyoung	D23/242
D477,054 S	*	7/2003	Schonherr et al.	D23/242

OTHER PUBLICATIONS

U.S. Appl. No. 29/225,947, filed Mar. 22, 2004, Thun, Tap Set.

* cited by examiner

Primary Examiner—Louis S. Zarfes

Assistant Examiner—G. Andoll

(74) *Attorney, Agent, or Firm*—Heslin Rothenberg Farley & Mesiti P.C.; Victor A. Cardona, Esq.

(57) **CLAIM**

The ornamental design for a mixer tap, as shown and described.

DESCRIPTION

FIG. 1 is a perspective view of the mixer tap comprising my new design;

FIG. 2 is a front elevational view thereof;

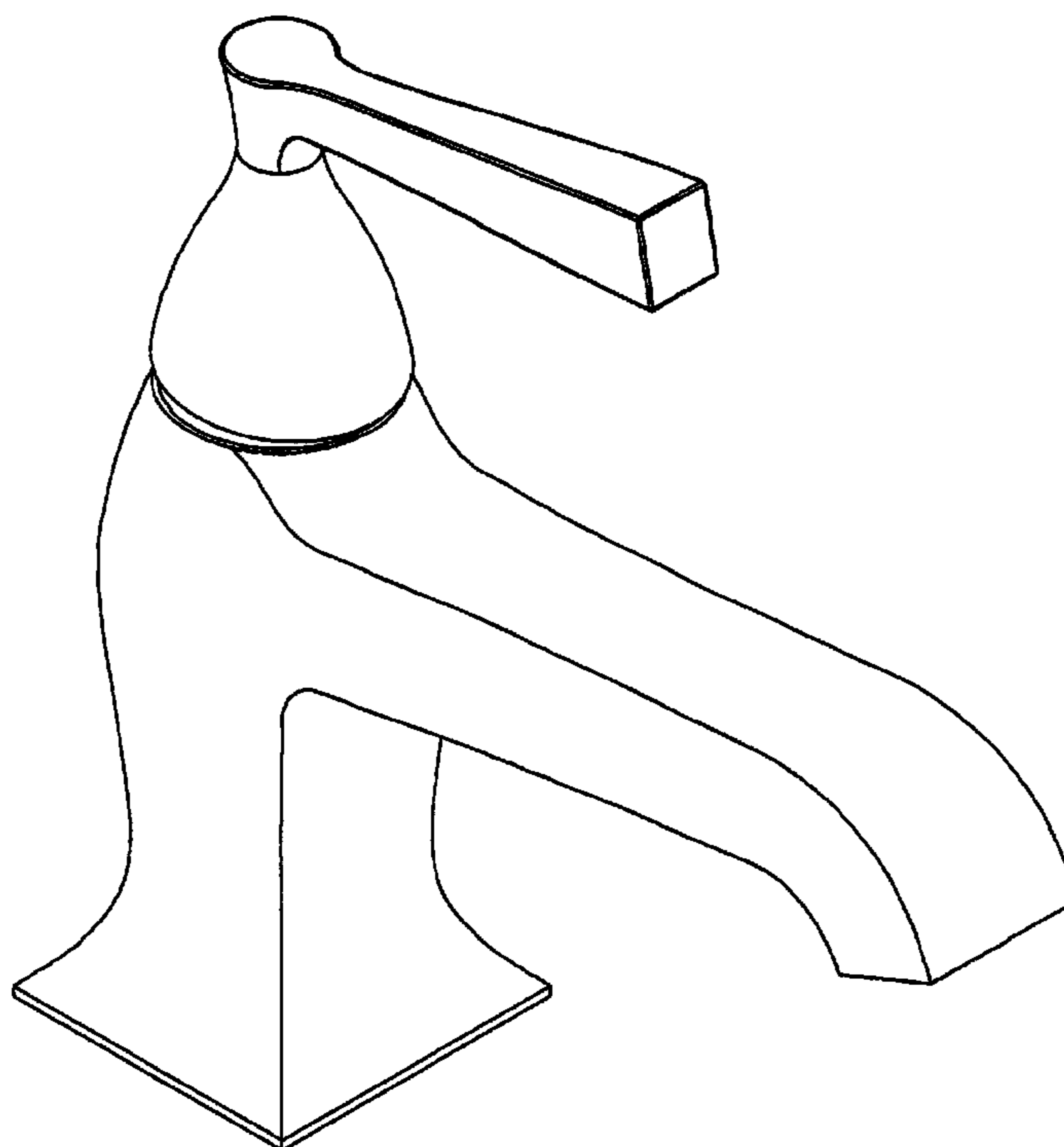
FIG. 3 is a back elevational view thereof;

FIG. 4 is a top elevational view thereof;

FIG. 5 is a left side view thereof; and,

FIG. 6 is a right side view thereof.

1 Claim, 6 Drawing Sheets



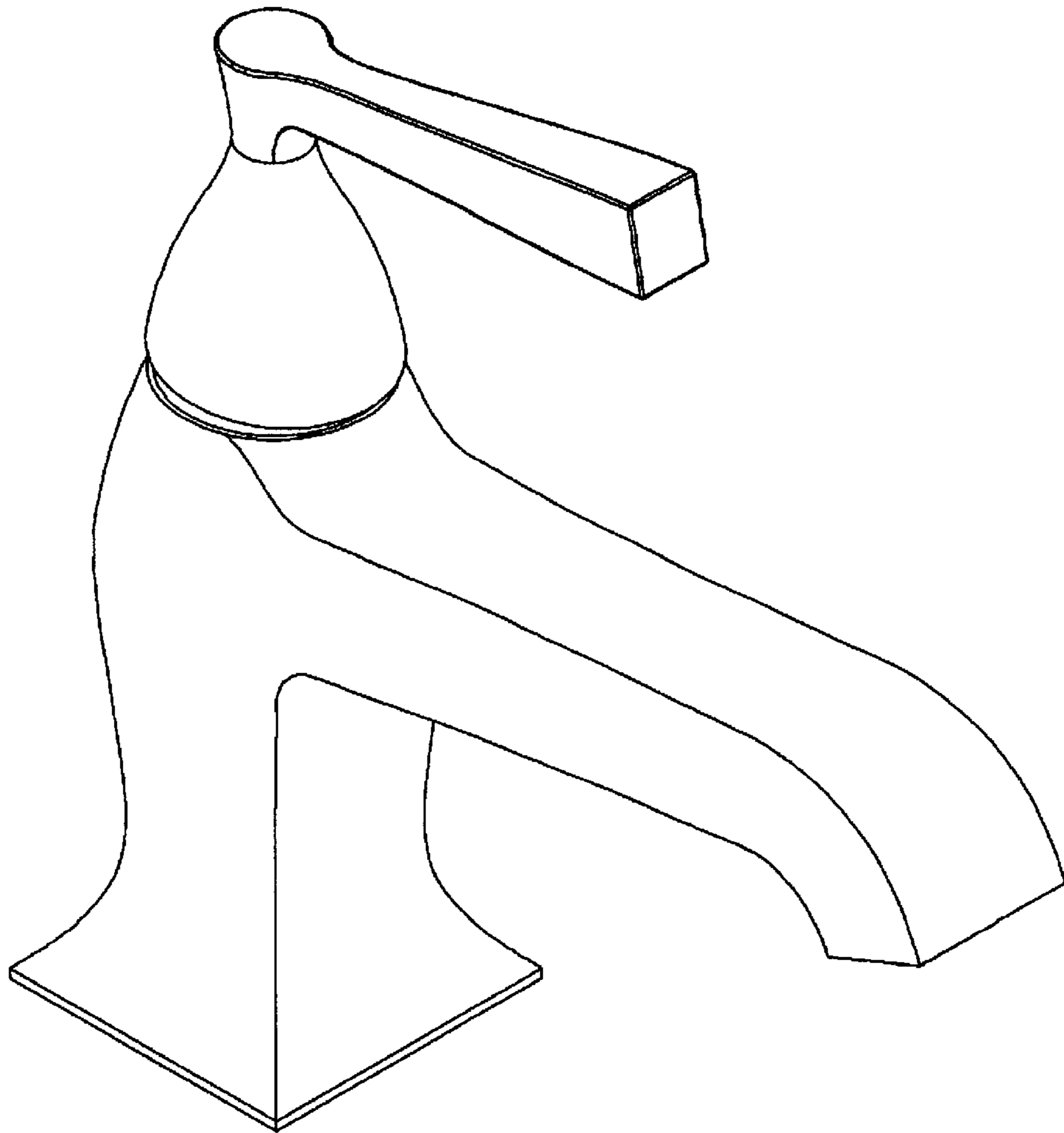


FIG. 1

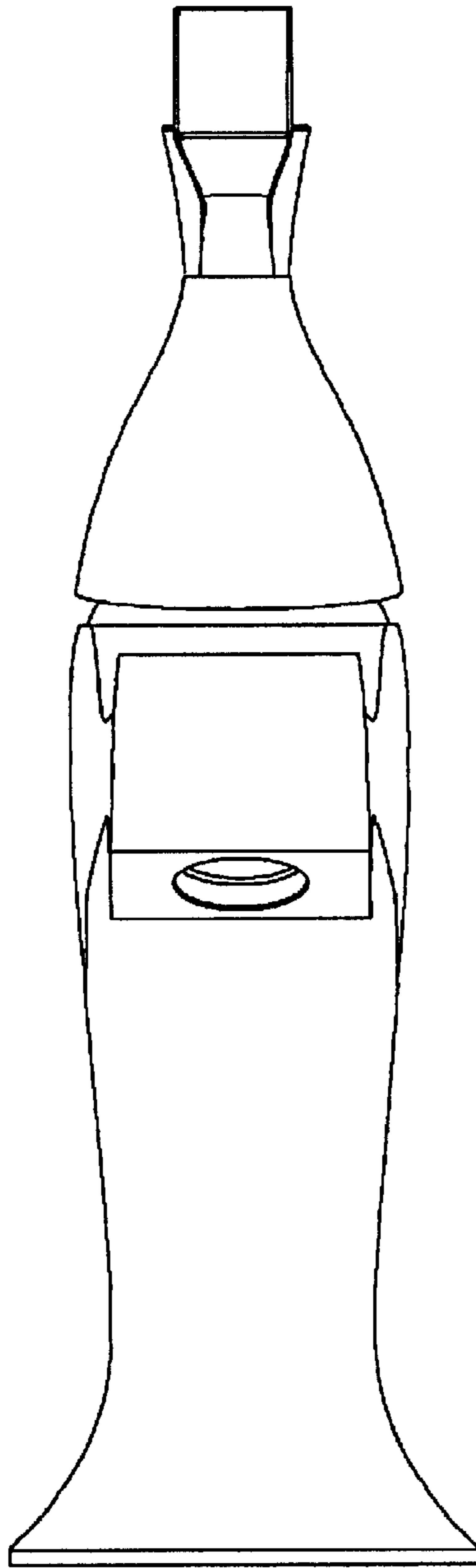


FIG. 2

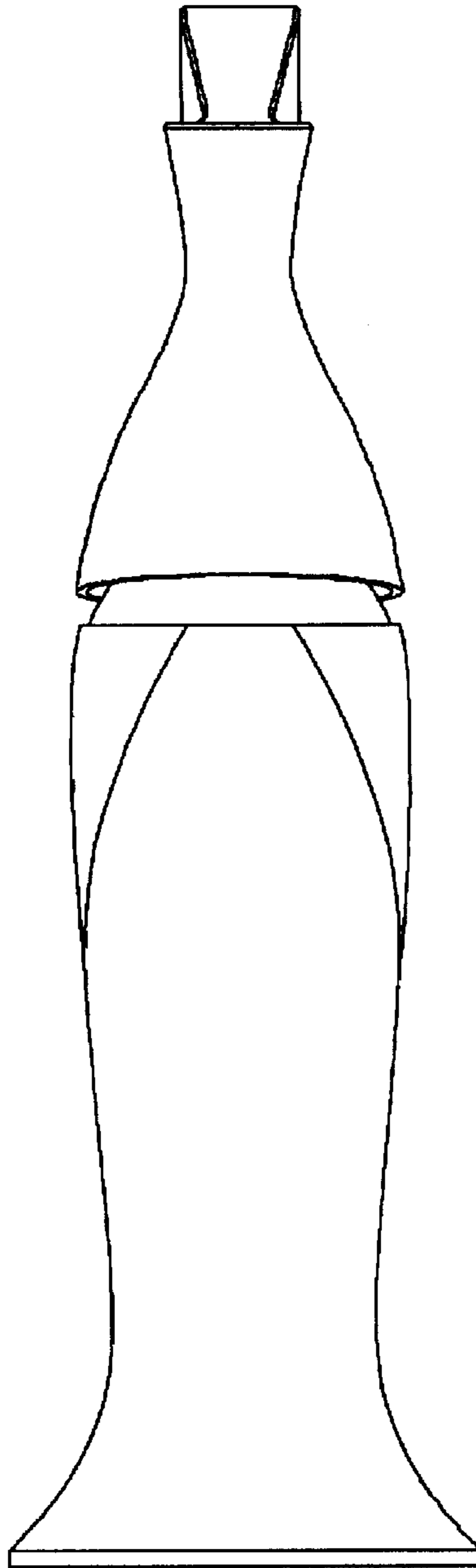


FIG. 3

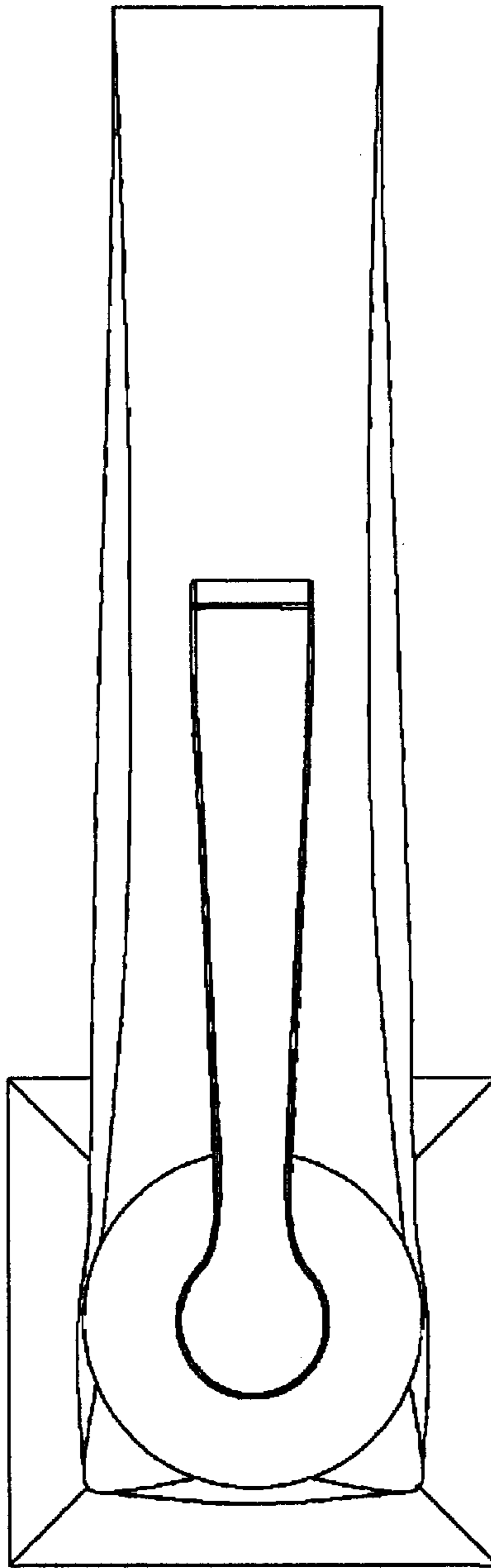


FIG. 4

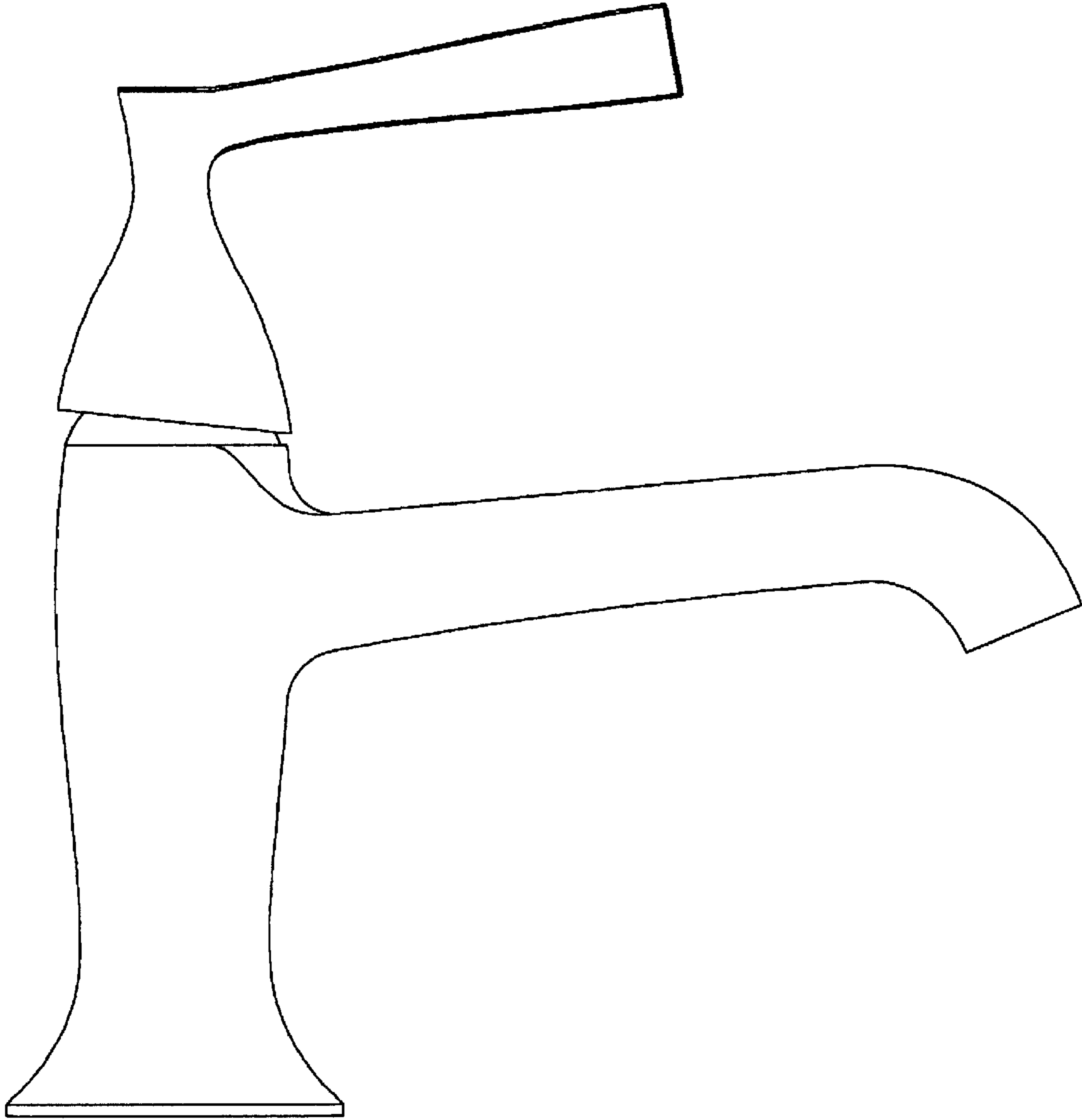


FIG. 5

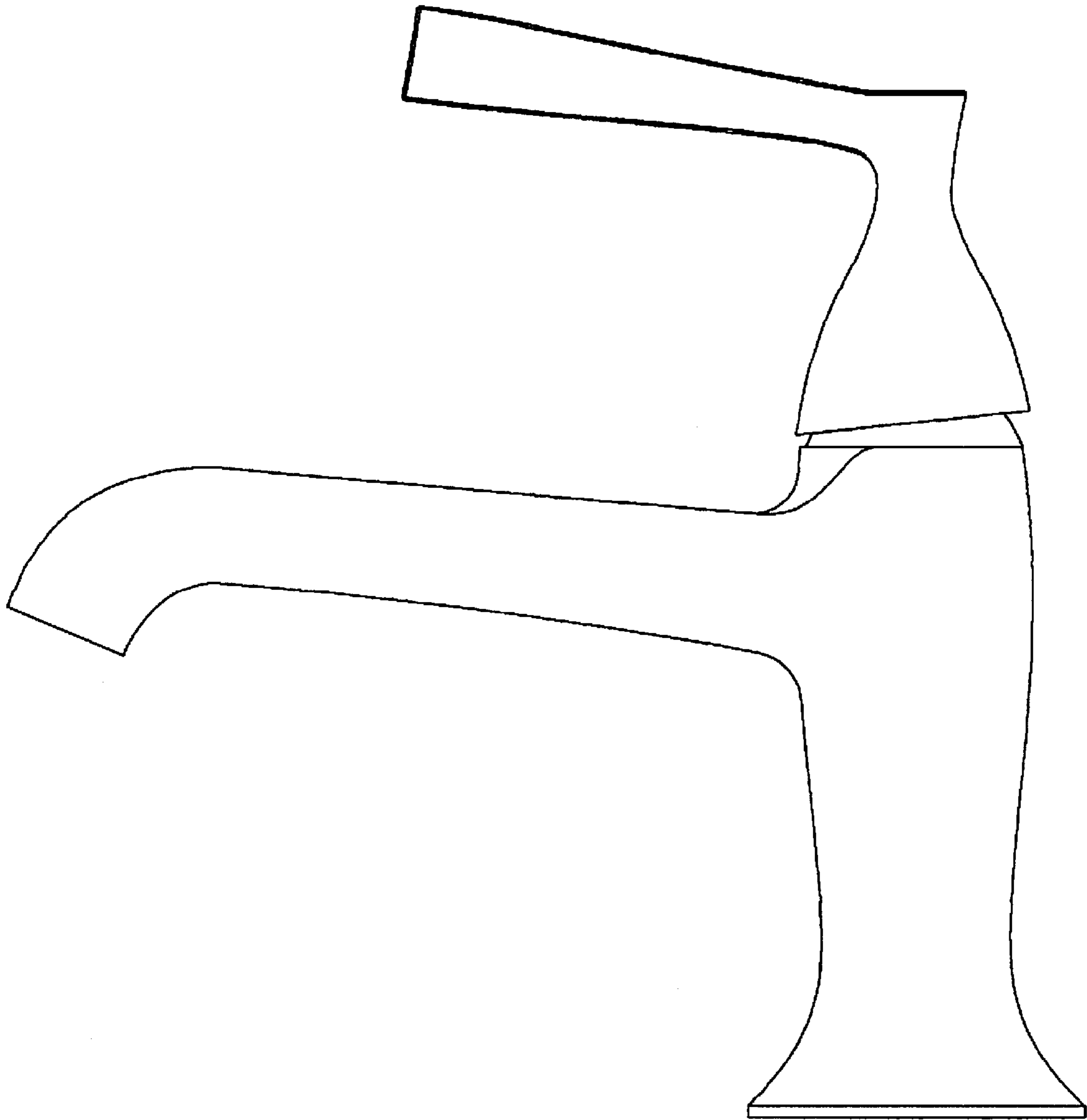


FIG. 6