



US00D518553S

(12) **United States Design Patent**  
**Mantele et al.**

(10) **Patent No.:** **US D518,553 S**

(45) **Date of Patent:** **\*\* Apr. 4, 2006**

(54) **FISHING ROD ROLLER GUIDE**

(76) Inventors: **John Earl Mantele**, 29361 Buckhaven St., Laguna Niguel, CA (US) 92677;  
**Stephen N. Gustlin**, 19231 Barrett La., Santa Ana, CA (US) 92705

(\*\*) Term: **14 Years**

(21) Appl. No.: **29/221,776**

(22) Filed: **Jan. 18, 2005**

(51) **LOC (8) Cl.** ..... **22-05**

(52) **U.S. Cl.** ..... **D22/143**

(58) **Field of Classification Search** ..... D22/143,  
D22/137-140; 43/24

See application file for complete search history.

(56) **References Cited**

**U.S. PATENT DOCUMENTS**

3,058,255	A	*	10/1962	Gorham	.....	43/24
D292,115	S	*	9/1987	Ziemelis	.....	D22/143
D503,453	S	*	3/2005	Lin	.....	D22/143
D507,623	S	*	7/2005	Lin	.....	D22/143

\* cited by examiner

*Primary Examiner*—Catherine R. Oliver

(74) *Attorney, Agent, or Firm*—Owen J. Bates

(57) **CLAIM**

The ornamental design for a fishing rod roller guide, substantially as shown and described.

**DESCRIPTION**

FIG. 1 is a side elevational view of the fishing rod roller guide showing our new design, the opposite side elevational view being an identical image thereof;

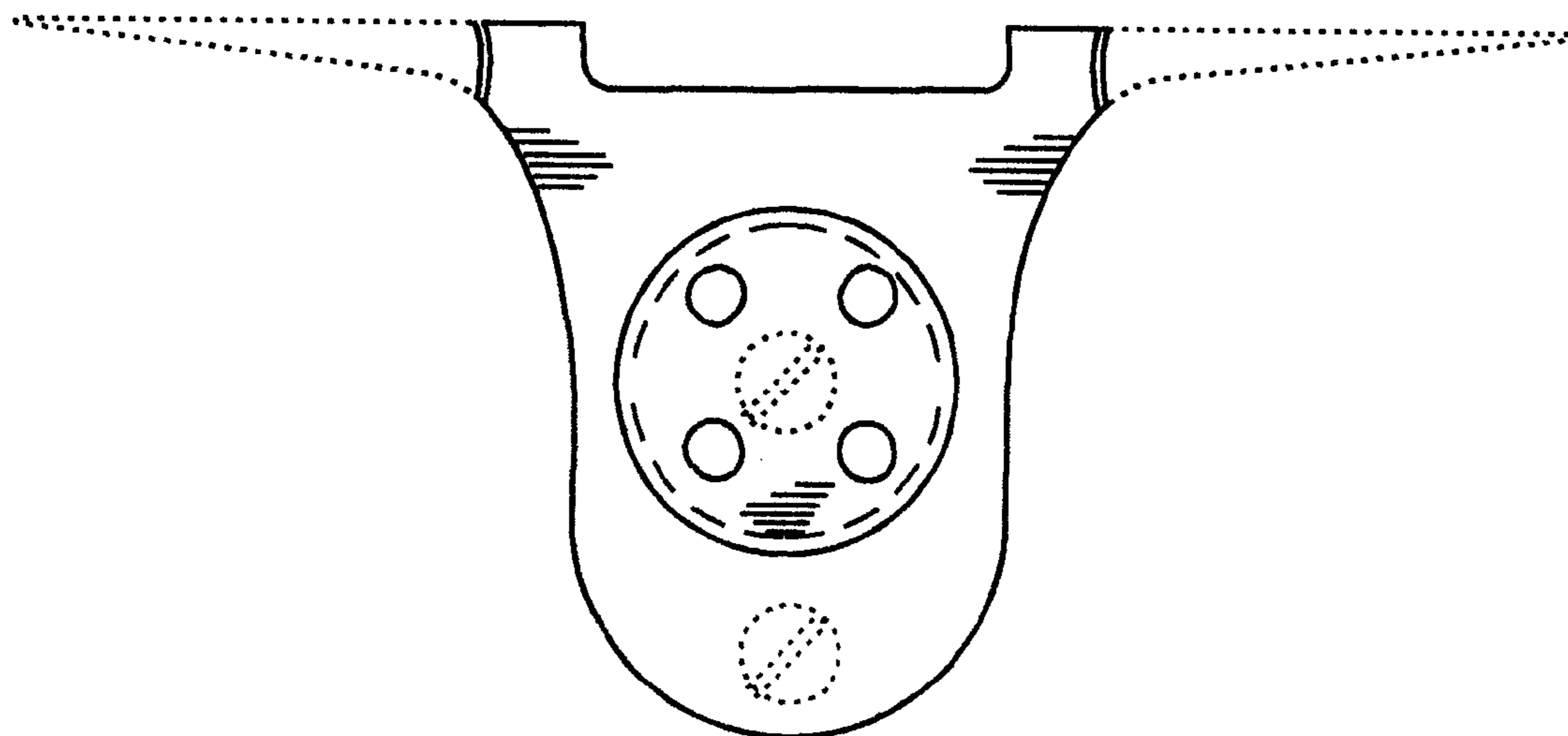
FIG. 2 is a front elevational view of the fishing rod roller guide showing our new design, the rear elevational view being an identical image thereof;

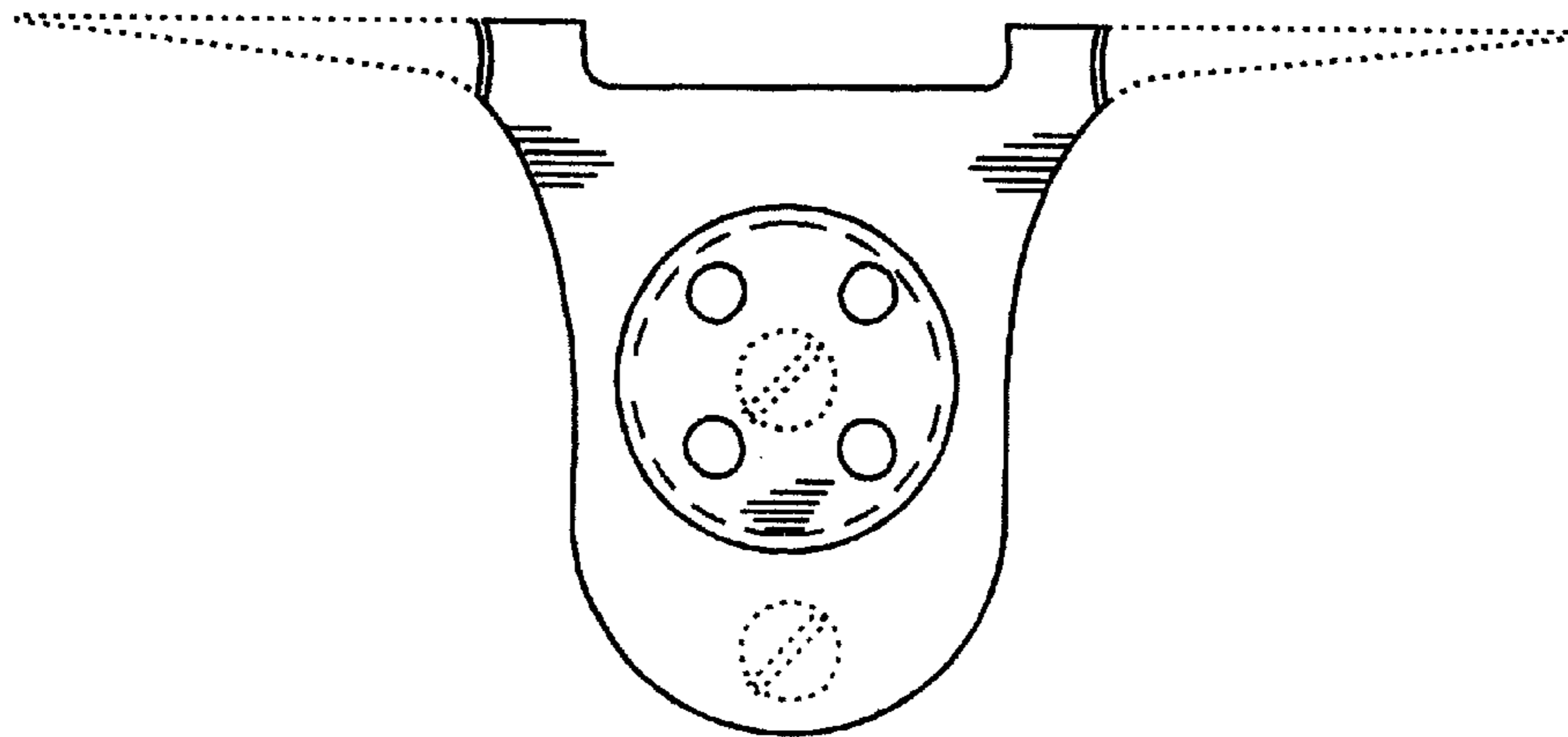
FIG. 3 is a top plan view of the fishing rod roller guide showing our new design; and,

FIG. 4 is a bottom plan view of the fishing rod roller guide showing our new design.

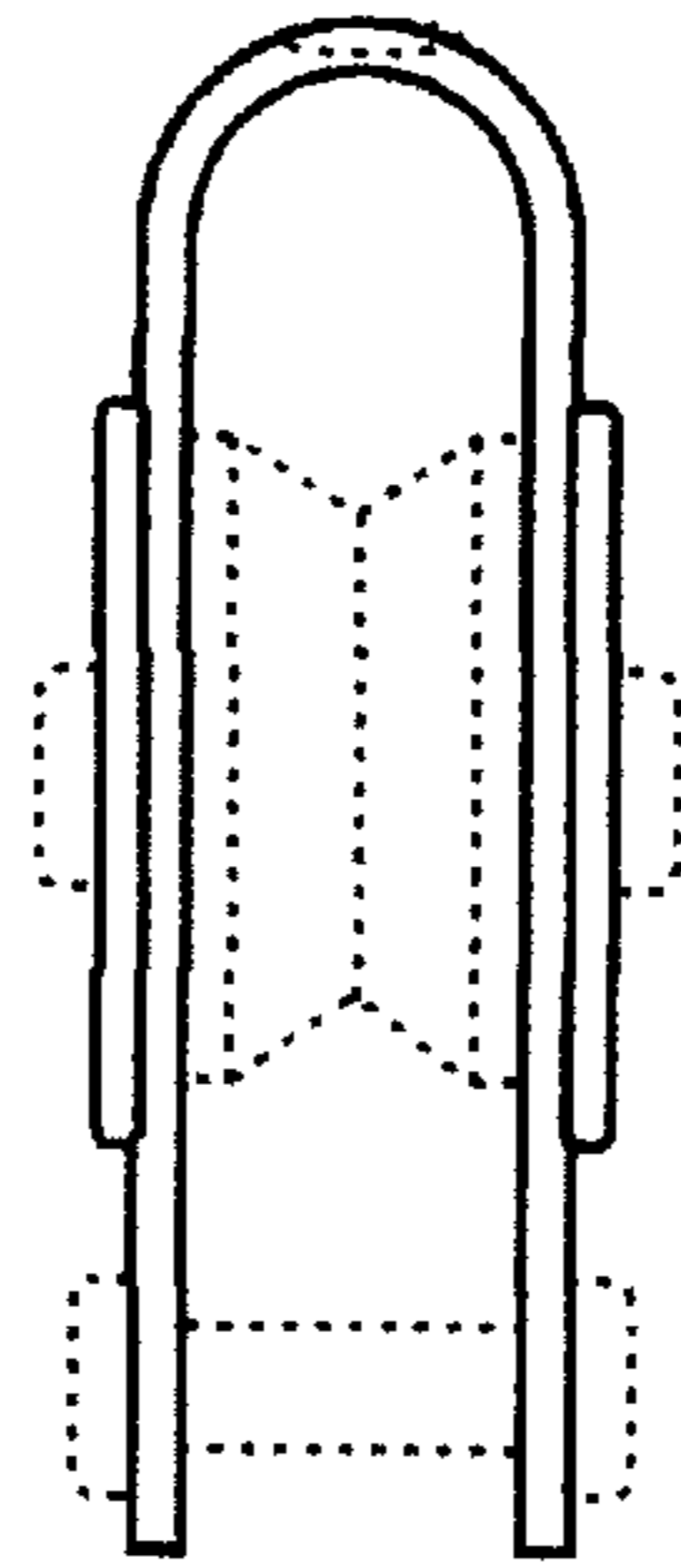
The broken line showing of environment in the drawings is for illustrative purposes only and forms no part of the claimed design.

**1 Claim, 1 Drawing Sheet**

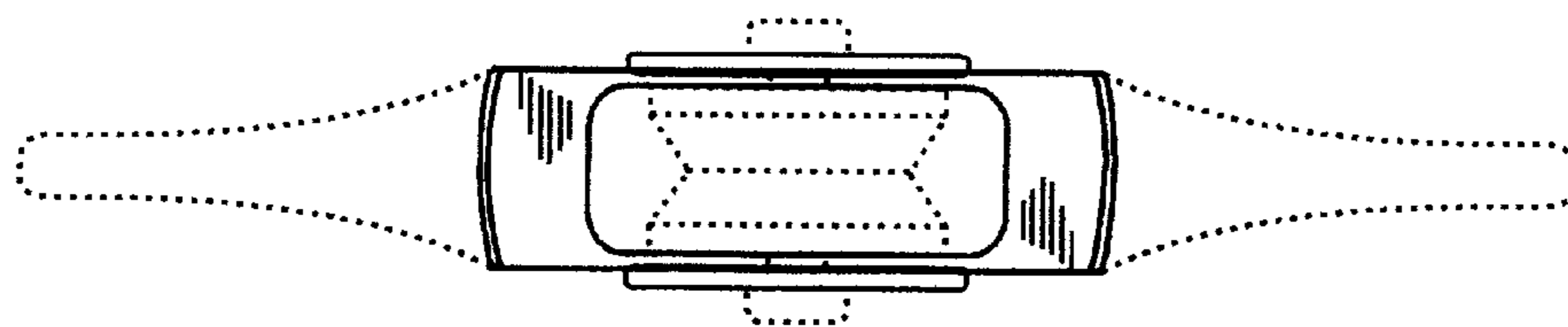




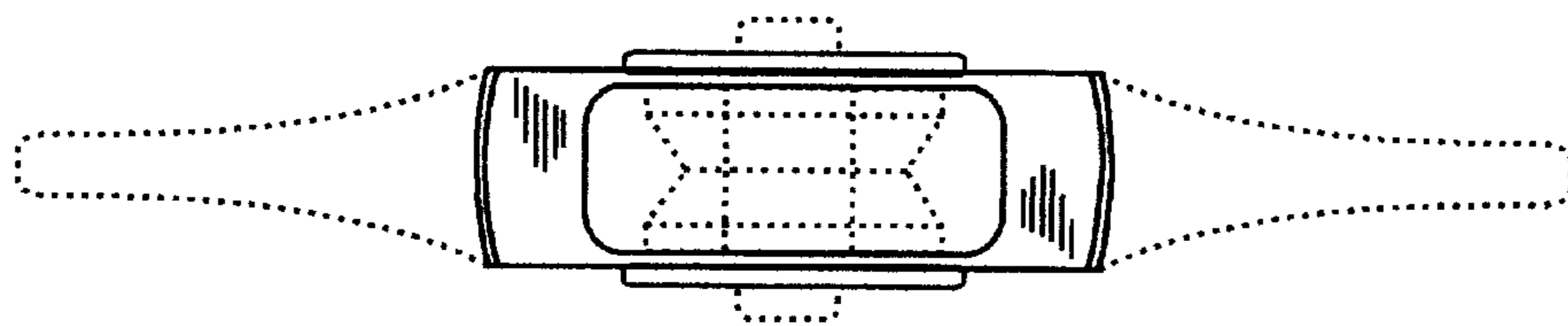
*FIG. 1*



*FIG. 2*



*FIG. 3*



*FIG. 4*