



US00D518551S

(12) **United States Design Patent**
Moren

(10) **Patent No.:** **US D518,551 S**

(45) **Date of Patent:** **** Apr. 4, 2006**

(54) **FISH AND BAIT CADDY**

(76) **Inventor:** **Edward Francis Moren**, 39400 Dodge Dr., Menahga, MN (US) 56464

(**) **Term:** **14 Years**

(21) **Appl. No.:** **29/213,365**

(22) **Filed:** **Sep. 16, 2004**

(51) **LOC (8) Cl.** **22-05**

(52) **U.S. Cl.** **D22/136**

(58) **Field of Classification Search** D22/136,
D22/134, 149, 199; 43/55-57, 54.1, 100,
43/102; D3/260, 303-307; 206/315.11; 114/255
See application file for complete search history.

(56) **References Cited**

U.S. PATENT DOCUMENTS

D257,377 S	10/1980	Andrews	D22/136
D257,378 S	10/1980	Andrews	D22/136
D299,947 S	2/1989	Nelson et al.	D22/136
4,890,413 A	1/1990	Nelson et al.	43/55
D323,698 S	2/1992	Nelson et al.	D22/136

D462,737 S	*	9/2002	Lipari	D22/136
D485,329 S		1/2004	Haws	D22/136
D498,375 S	*	11/2004	Post et al.	D3/306
D499,164 S	*	11/2004	Lillard et al.	D22/136

* cited by examiner

Primary Examiner—Catherine R. Oliver

(74) *Attorney, Agent, or Firm*—Blackwell Igbanugo P.A.;
Michael A. Essien

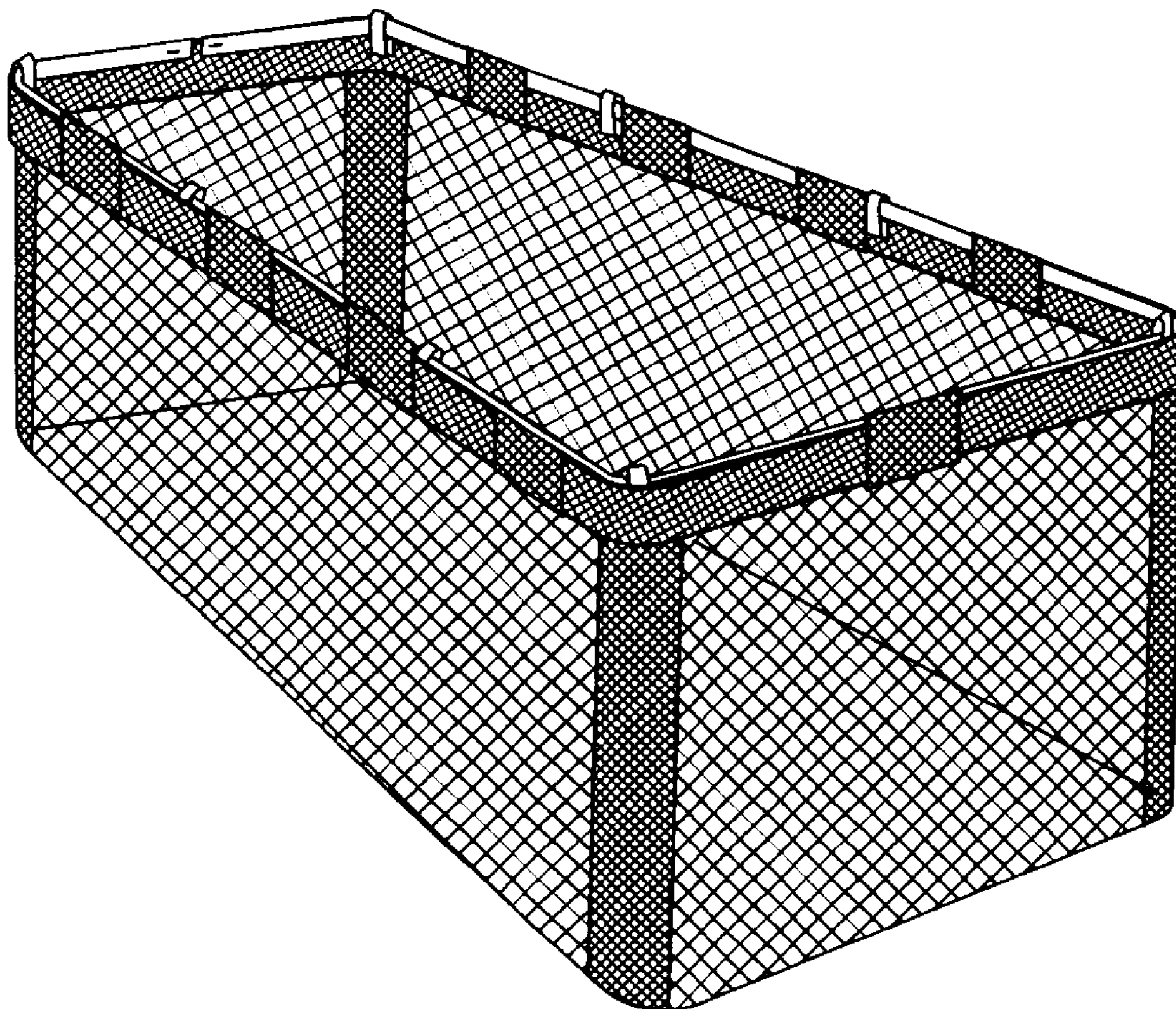
(57) **CLAIM**

The ornamental design for a fish and bait caddy, as shown and described.

DESCRIPTION

FIG. 1 is a perspective view of the fish and bait caddy; FIG. 2 is a top plan view of the fish and bait caddy; FIG. 3 is a bottom plan view of the fish and bait caddy; FIG. 4 is a left end elevation view of the fish and bait caddy; FIG. 5 is a right end elevation view of the fish and bait caddy; and, FIG. 6 is a side elevation view of the fish and bait caddy.

1 Claim, 2 Drawing Sheets






Fig. 2




Fig. 6

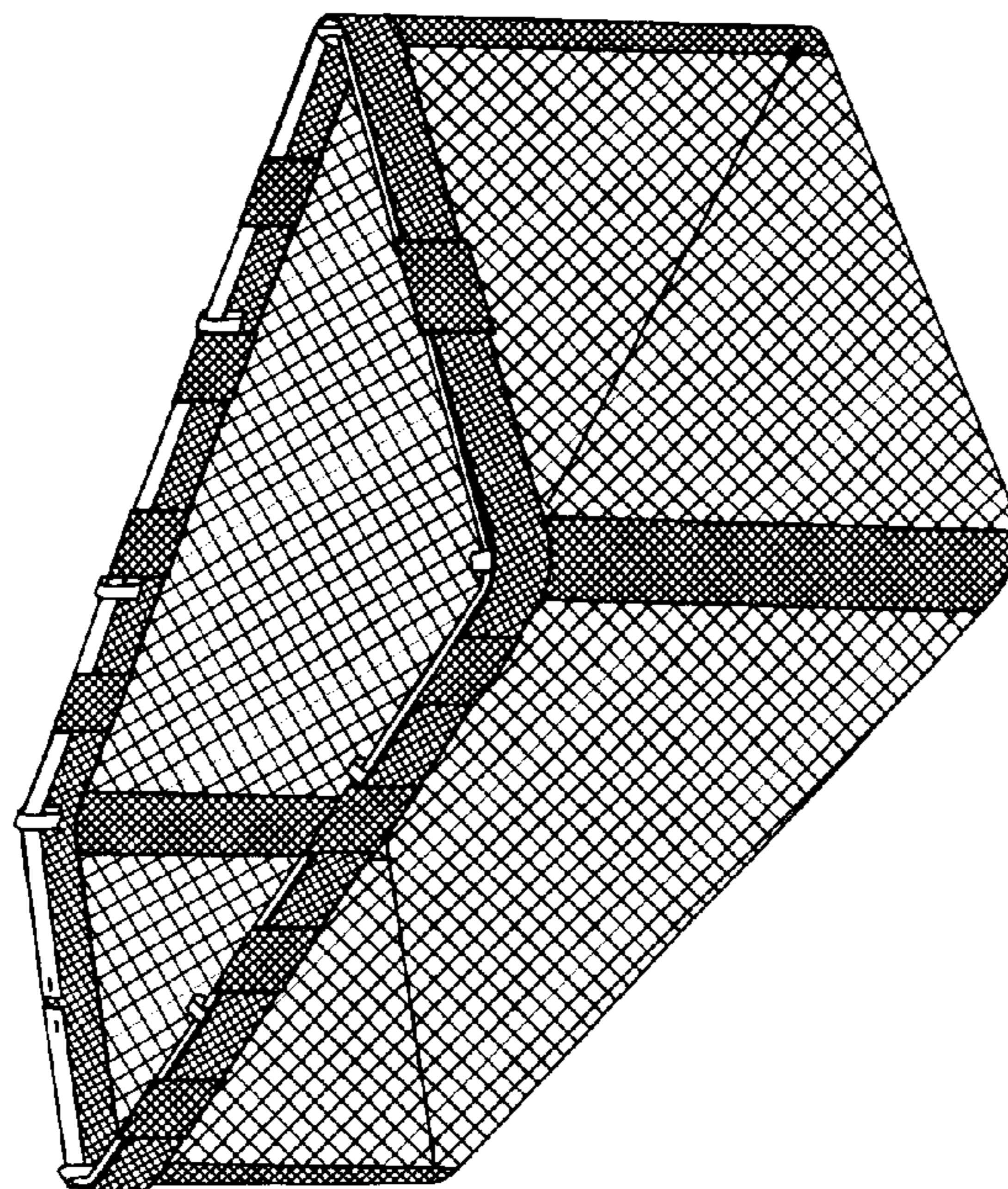


Fig. 1

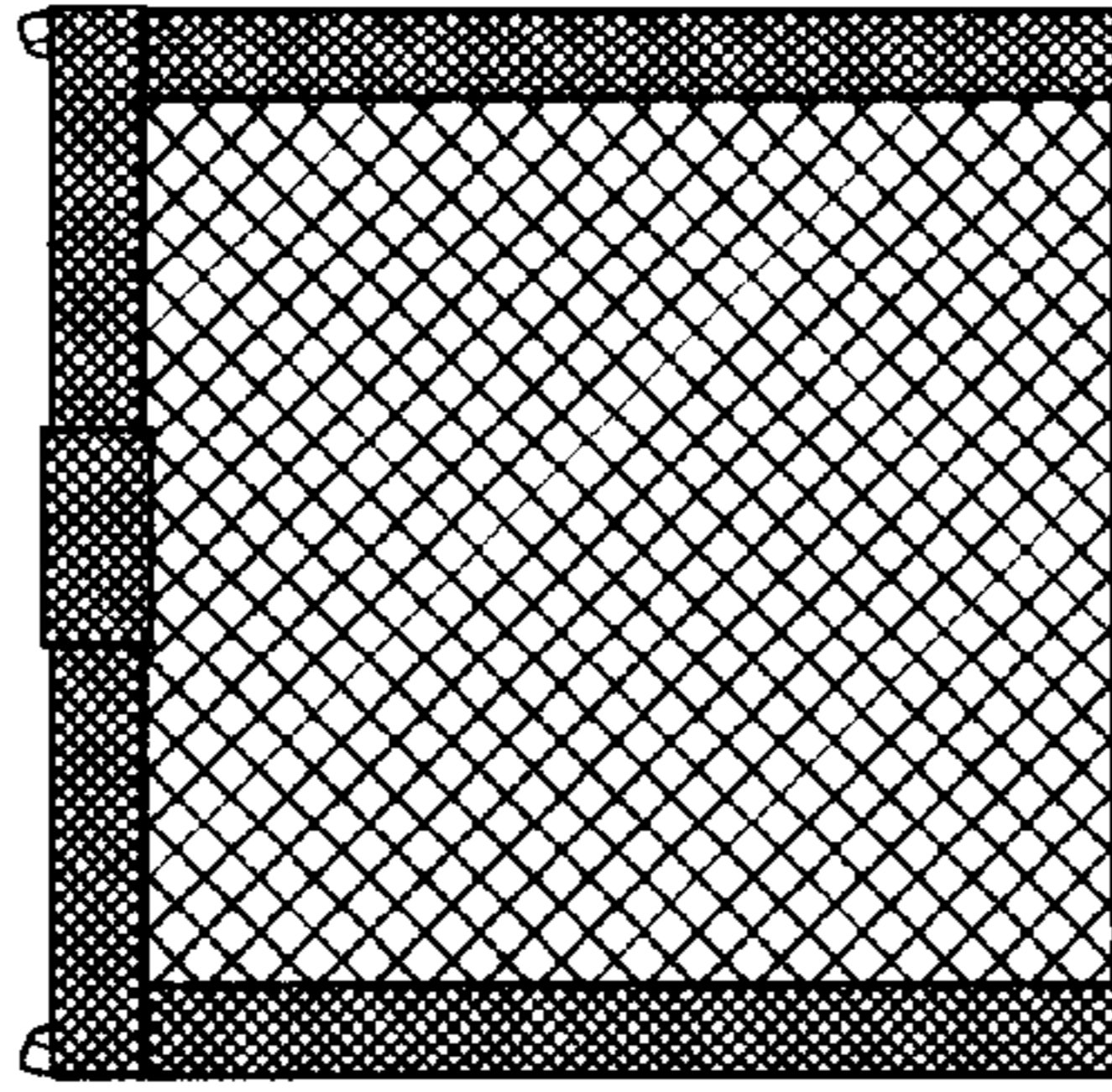


Fig. 5




Fig. 3

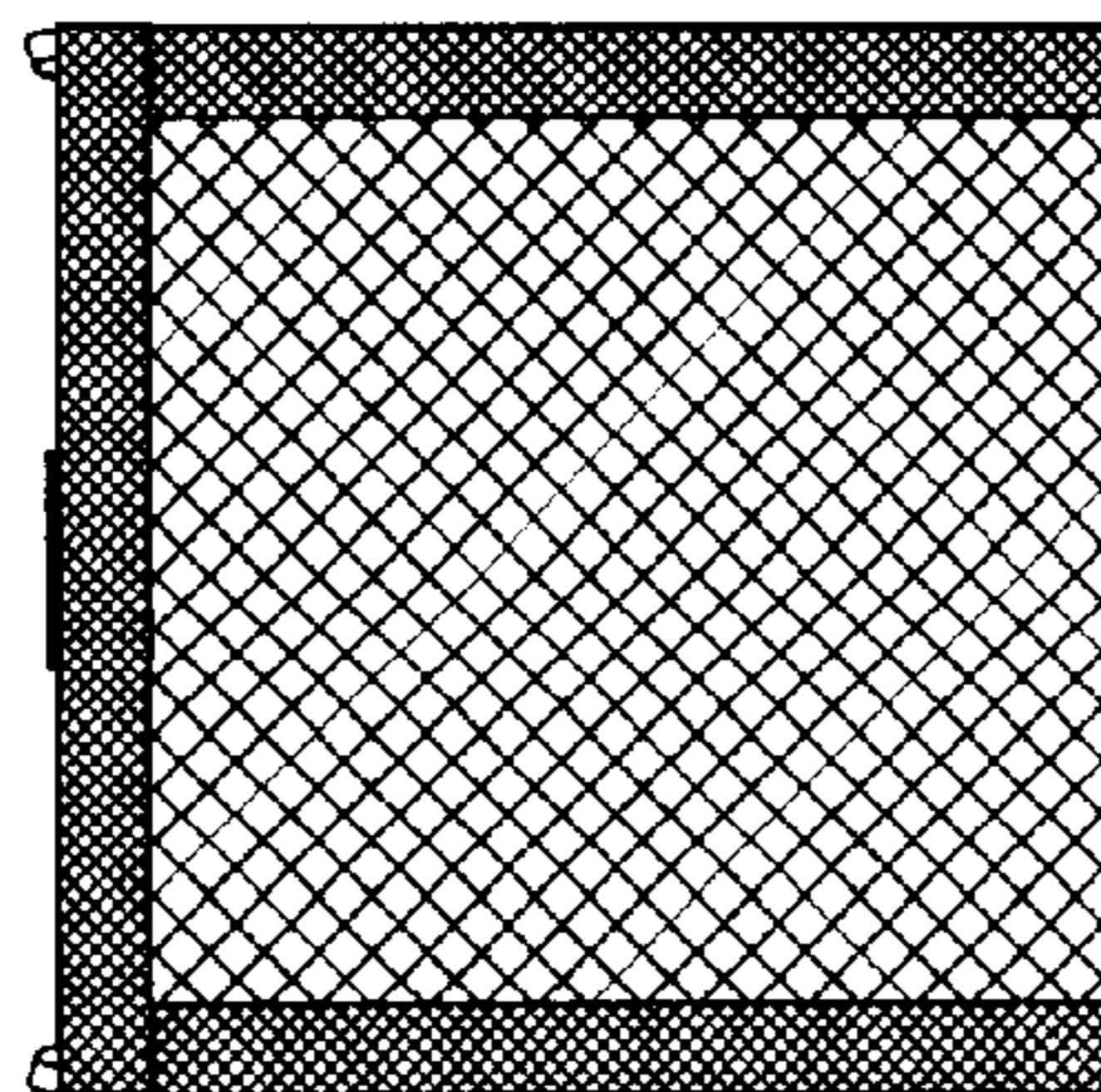


Fig. 4