



US00D518549S

(12) **United States Design Patent**
Hirahara et al.

(10) **Patent No.:** **US D518,549 S**

(45) **Date of Patent:** **** Apr. 4, 2006**

(54) **FISHING LURE**

(75) Inventors: **Kenji Hirahara**, Sakai (JP); **Shuji Masu**, Sakai (JP)

(73) Assignee: **Shimano, Inc.**, Sakai (JP)

(**) Term: **14 Years**

(21) Appl. No.: **29/226,055**

(22) Filed: **Mar. 24, 2005**

(30) **Foreign Application Priority Data**

Dec. 27, 2004 (JP) 2004-039996

(51) **LOC (8) Cl.** **22-05**

(52) **U.S. Cl.** **D22/133**

(58) **Field of Classification Search** D22/126–133;
43/42.44, 42.48, 42.45, 43, 42.08, 42, 42.31,
43/42.06, 42.02

See application file for complete search history.

(56) **References Cited**

U.S. PATENT DOCUMENTS

- D284,397 S * 6/1986 Sanders et al. D22/133
- D485,884 S * 1/2004 Wu D22/133
- D487,131 S * 2/2004 Tham D22/131
- D499,788 S * 12/2004 Wu D22/133

OTHER PUBLICATIONS

Salt World, Oct. 1, 2004, vol. 48, Ei Publish, Tokyo Japan.

* cited by examiner

Primary Examiner—Catherine R. Oliver

(74) *Attorney, Agent, or Firm*—Shinju Global IP Counselor, LLP

(57) **CLAIM**

The ornamental design for a fishing lure, as shown and described.

DESCRIPTION

FIG. 1 is a front side perspective view of a fishing lure in accordance with our new design;

FIG. 2 is a rear side elevational view of the fishing lure in accordance with our new design;

FIG. 3 is a left side elevational view of the fishing lure in accordance with our new design;

FIG. 4 is a right side elevational view of the fishing lure in accordance with our new design;

FIG. 5 is a top plan view of the fishing lure in accordance with our new design;

FIG. 6 is a bottom plan view of the fishing lure in accordance with our new design;

FIG. 7 is a rear end elevational view of the fishing lure in an enlarged scale in accordance with our new design;

FIG. 8 is a front end elevational view of the fishing lure in an enlarged scale in accordance with our new design; and,

FIG. 9 is a cross-sectional view of the fishing lure in an enlarged scale showing the ornamental shape of the fishing lure at the line 9—9 in FIG. 3 in accordance with our new design. The interior features of the fishing lure are for illustrative purposes only and form no part of the claimed design.

1 Claim, 3 Drawing Sheets






Figure 1





Figure 2



9
Figure 3




Figure 4



Figure 5




Figure 6

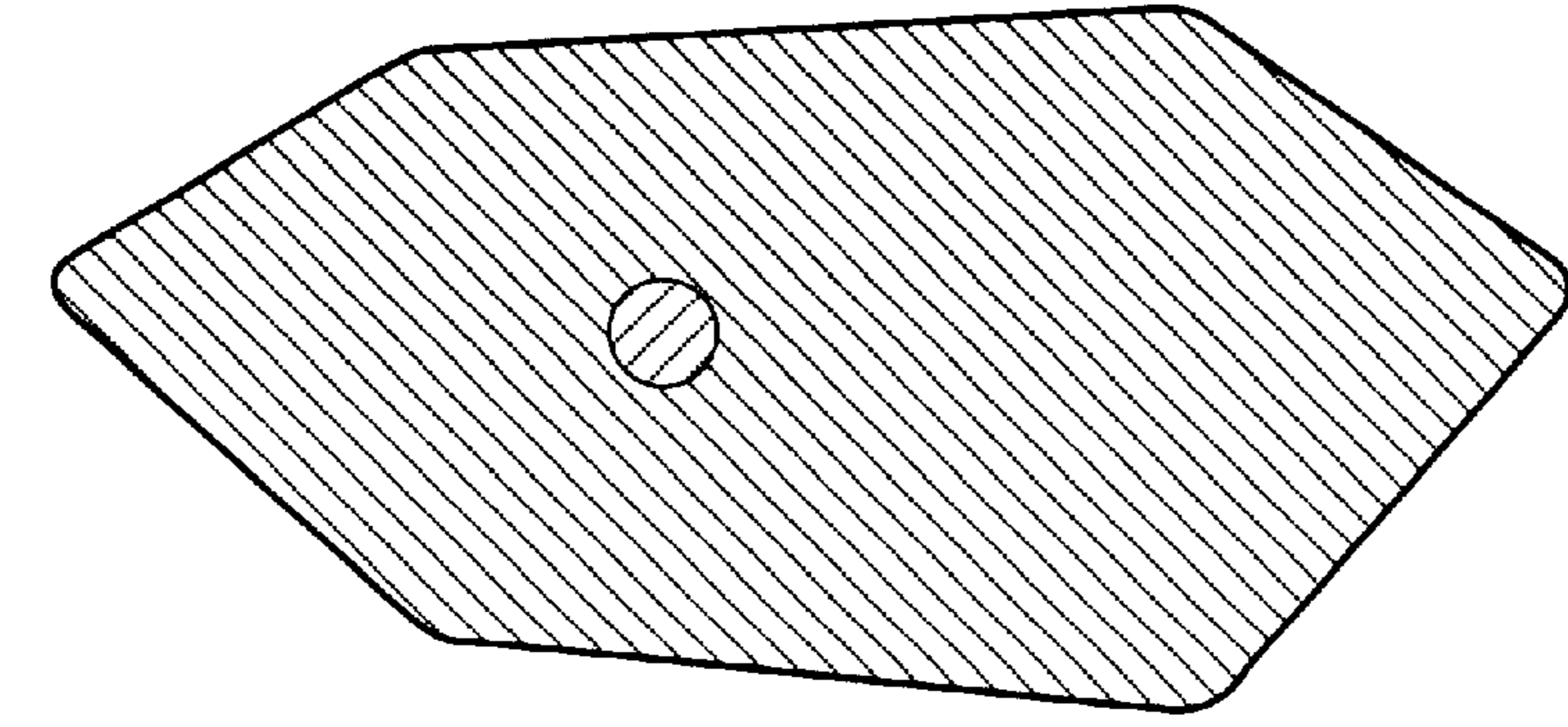


Figure 9



Figure 8




Figure 7