



US00D518542S

(12) **United States Design Patent**
Yen

(10) **Patent No.:** **US D518,542 S**

(45) **Date of Patent:** **** Apr. 4, 2006**

(54) **GOLF CLUB GRIP**

D399,282 S * 10/1998 Jarrett D21/756
D443,907 S * 6/2001 Tarica D21/758

(75) Inventor: **Chiu-Hsiung Yen**, Taichung (TW)

* cited by examiner

(73) Assignee: **Min Tsang Co., Ltd.**, Taichung (TW)

Primary Examiner—Mitchell Siegel

(**) Term: **14 Years**

(74) *Attorney, Agent, or Firm*—Browdy and Neimark, PLLC

(21) Appl. No.: **29/222,528**

(57) **CLAIM**

(22) Filed: **Feb. 2, 2005**

The ornamental design for golf club grip, as shown and described.

(51) **LOC (8) Cl.** **21-02**

(52) **U.S. Cl.** **D21/758**

(58) **Field of Classification Search** D21/756,
D21/758; 473/300–303, 201, 203
See application file for complete search history.

DESCRIPTION

FIG. 1 shows a perspective view of the present design.
FIG. 2 shows a right side elevational view of the present design.

FIG. 3 shows a top plan view of the present design.

FIG. 4 is a front elevational view of the present design, which is symmetrical with the rear elevational view (not shown); and,

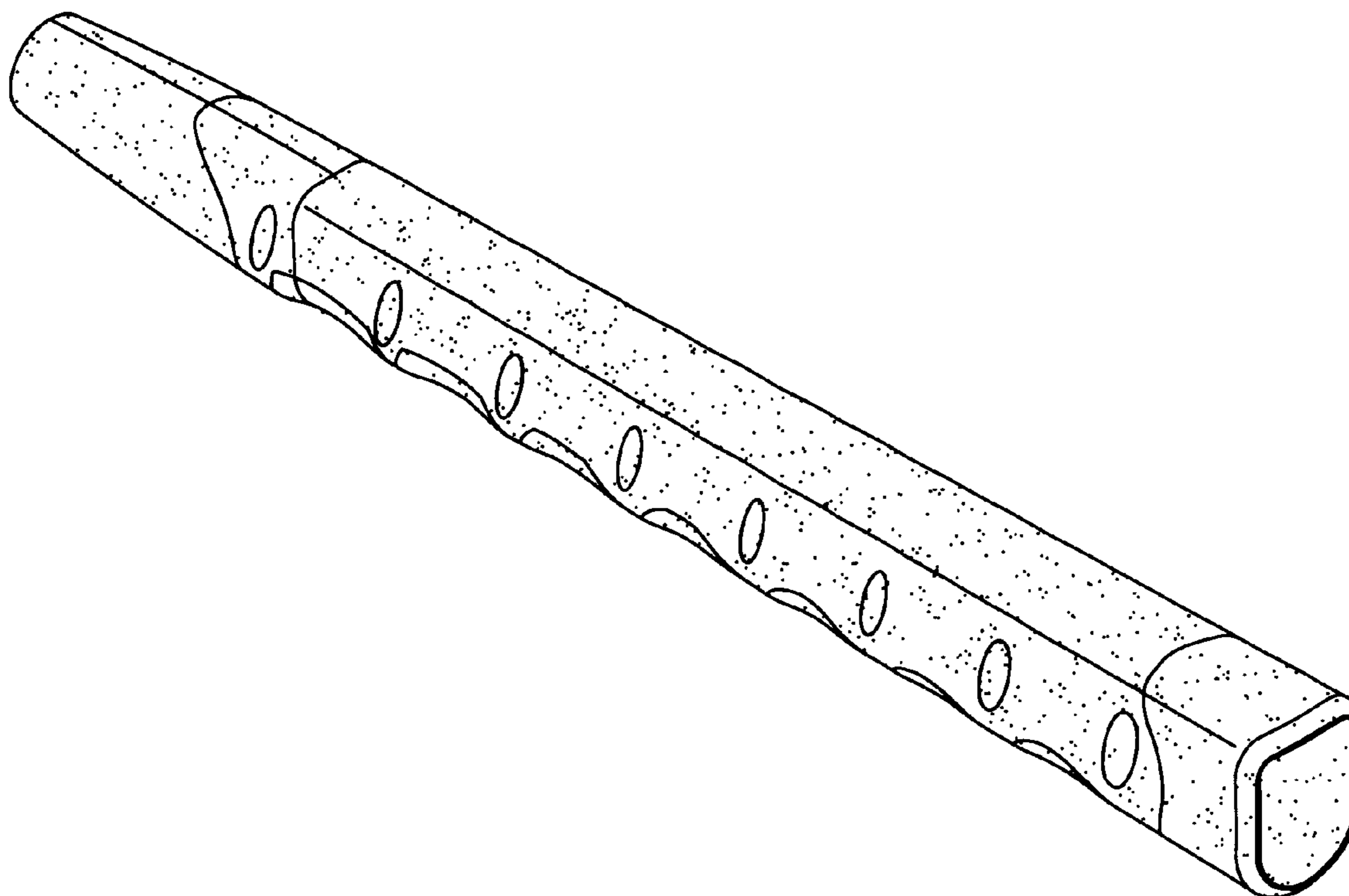
FIG. 5 shows a bottom plan view of the present design.

(56) **References Cited**

U.S. PATENT DOCUMENTS

1,677,099 A * 7/1928 Harness 473/201
D228,198 S * 8/1973 Spencer D21/756
D295,207 S * 4/1988 Mahaffey D21/756

1 Claim, 3 Drawing Sheets



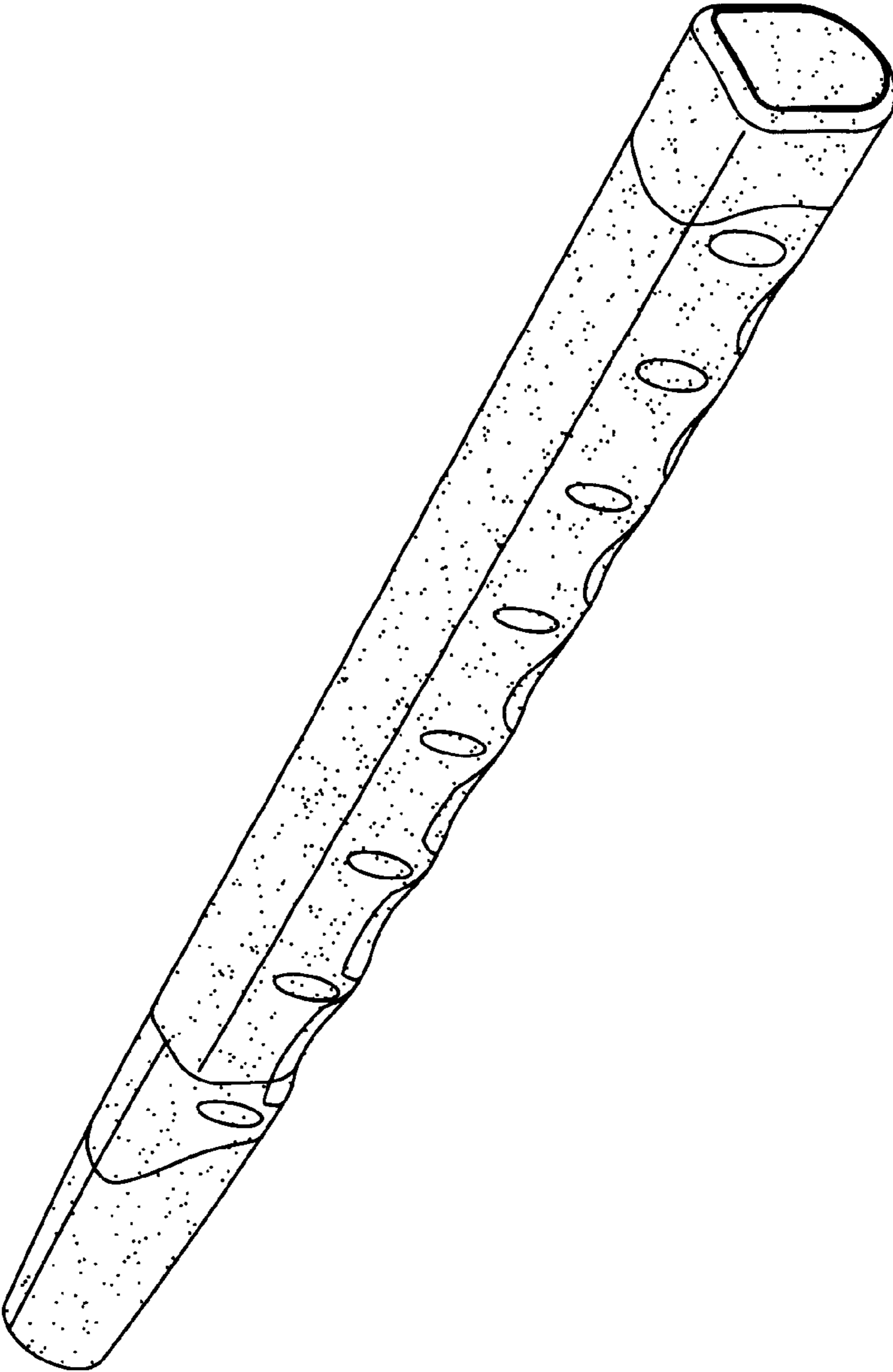


FIG. 1

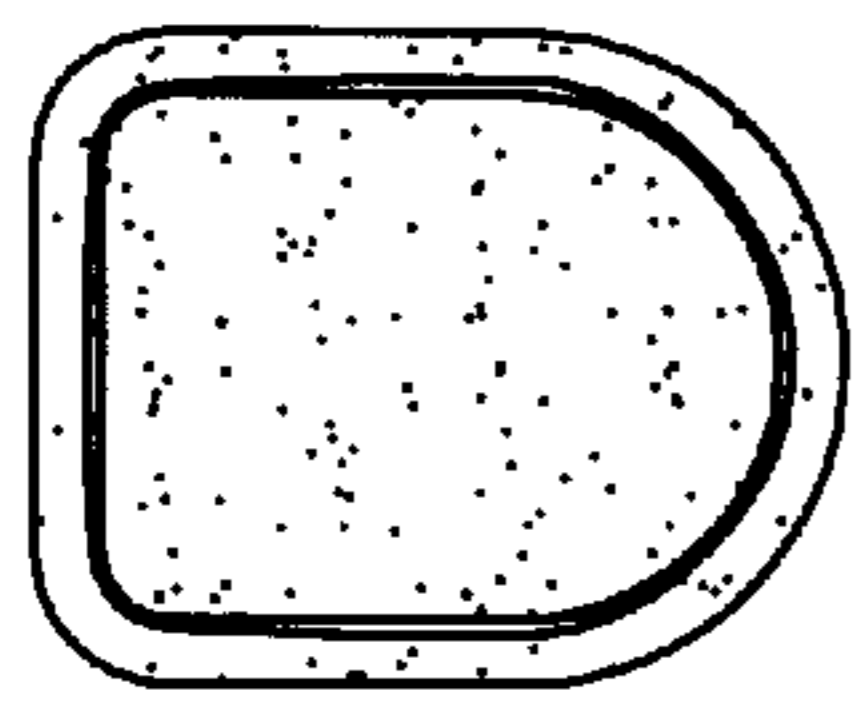


FIG. 2

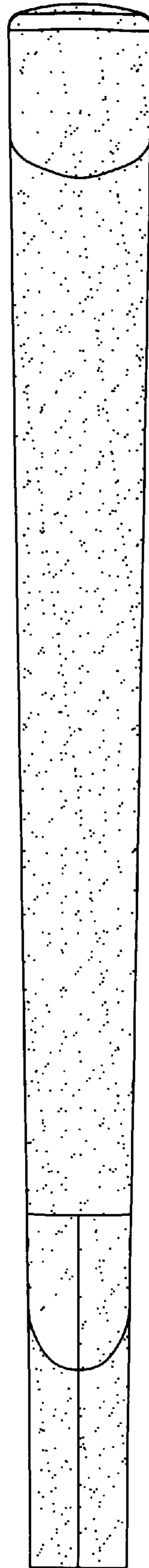


FIG. 3

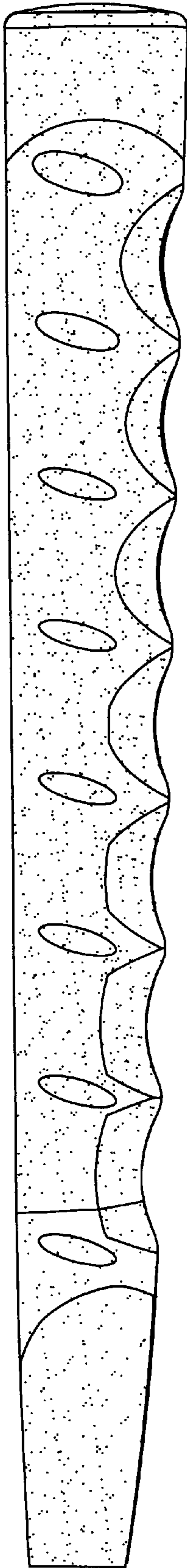


FIG. 4

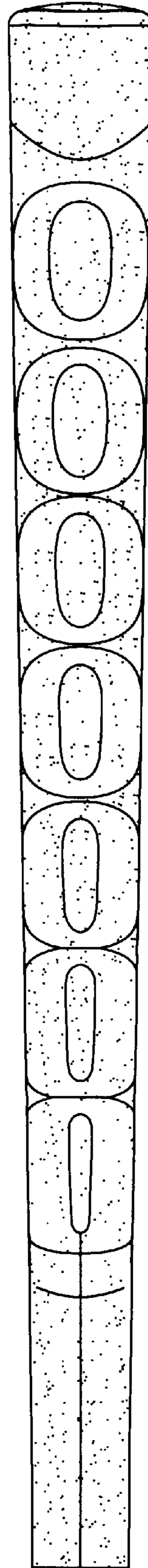


FIG. 5