



US00D518523S

(12) **United States Design Patent**
Cetera

(10) **Patent No.:** **US D518,523 S**

(45) **Date of Patent:** **** *Apr. 4, 2006**

- (54) **PEN**
- (75) Inventor: **Carl Cetera**, Tenafly, NJ (US)
- (73) Assignee: **Cotapaxi Inc.**, Carlstadt, NJ (US)
- (*) Notice: This patent is subject to a terminal disclaimer.
- (**) Term: **14 Years**
- (21) Appl. No.: **29/213,919**
- (22) Filed: **Sep. 23, 2004**
- (51) **LOC (8) Cl.** **19-06**
- (52) **U.S. Cl.** **D19/51**
- (58) **Field of Classification Search** D19/35,
D19/36, 41-51, 53-58, 81-85; 401/6, 7,
401/88, 99-102, 103-106, 107-110, 111-117,
401/209; 24/10 R, 11 R, 11 F, 11 M, 11 CT,
24/11 C, 11 P, 11 PP
See application file for complete search history.

- D448,805 S * 10/2001 Willat et al. D19/55
- D456,845 S * 5/2002 Rommel D19/49
- D475,741 S * 6/2003 Cetera D19/51
- D495,365 S * 8/2004 Cetera D19/51
- D498,496 S * 11/2004 Volk D19/54

* cited by examiner

Primary Examiner—Jeffrey Asch
Assistant Examiner—Elizabeth Albert
(74) *Attorney, Agent, or Firm*—The Soni Law Firm

(57) **CLAIM**

The ornamental design for a pen, as shown and described.

DESCRIPTION

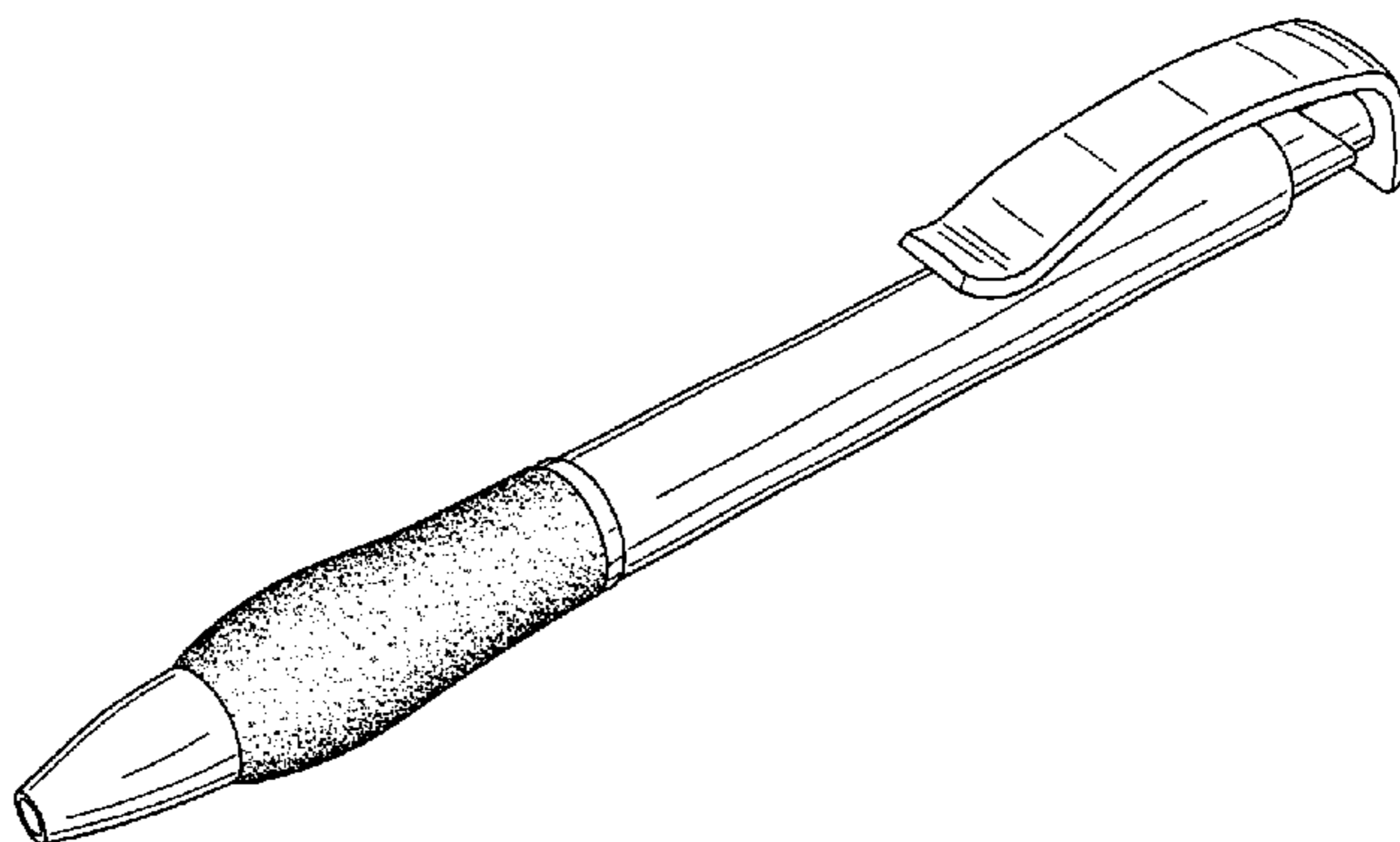
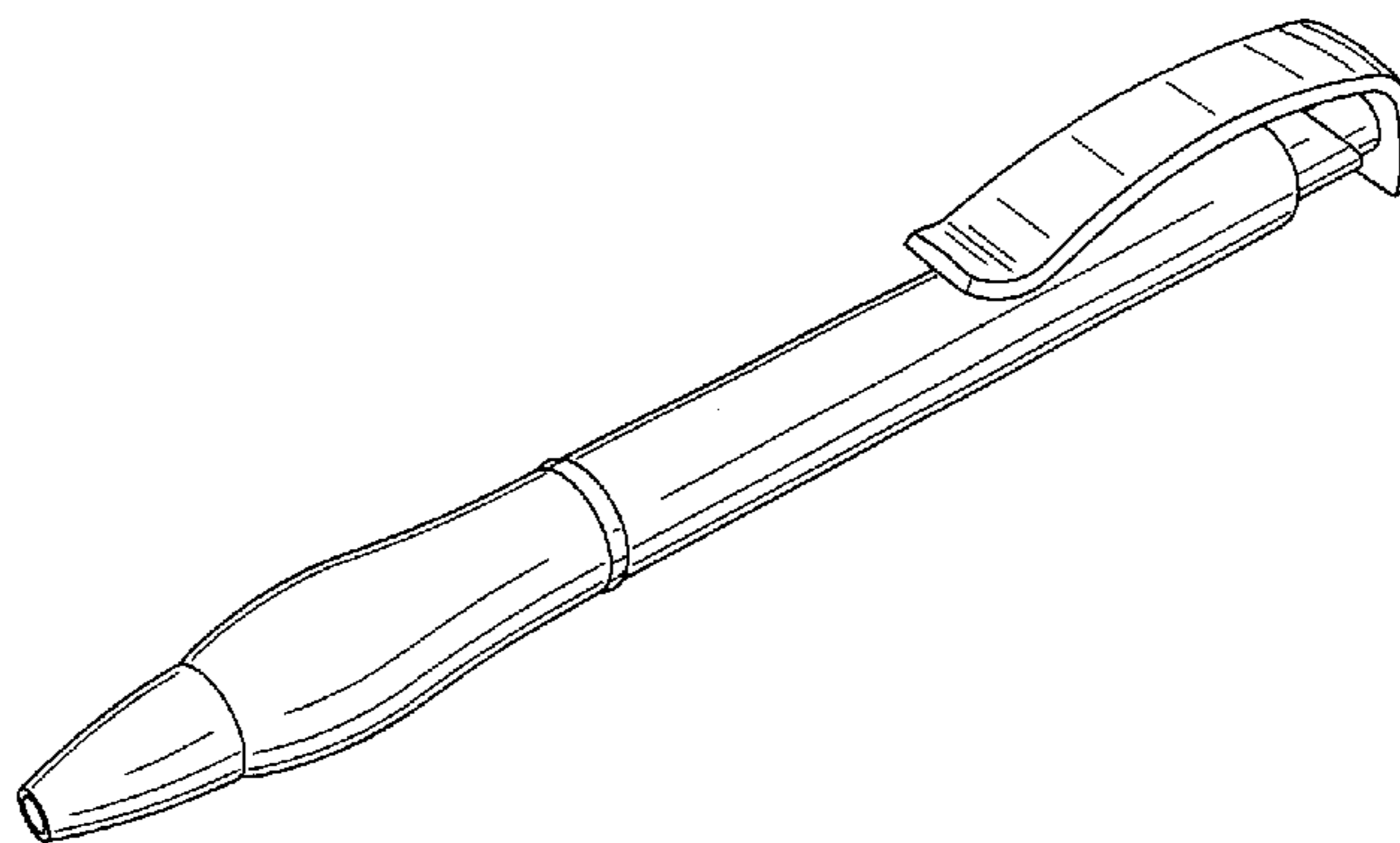
FIG. 1 is a perspective view of pen showing my new design;
FIG. 2 is a top plan view of the pen of FIG. 1;
FIG. 3 is a side elevation view of the pen of FIG. 1;
FIG. 4 is bottom plan view of the pen of FIG. 1;
FIG. 5 is a front elevation view of the pen of FIG. 1;
FIG. 6 is a rear elevation view of the pen of FIG. 1;
FIG. 7 is a perspective view of an alternate embodiment of a pen;
FIG. 8 is a top plan view of the pen of FIG. 7;
FIG. 9 is a side elevation view of the pen of FIG. 7;
FIG. 10 is a bottom plan view of the pen of FIG. 7;
FIG. 11 is a front elevation view of the pen of FIG. 7; and,
FIG. 12 is a rear elevation view of the pen of FIG. 7.

(56) **References Cited**

U.S. PATENT DOCUMENTS

- D338,915 S * 8/1993 Willat D19/51
- 5,988,909 A * 11/1999 Luke et al. 401/88
- 6,158,910 A * 12/2000 Jolly et al. 401/6
- D446,243 S * 8/2001 Pellissa Beneyto D19/51

1 Claim, 4 Drawing Sheets



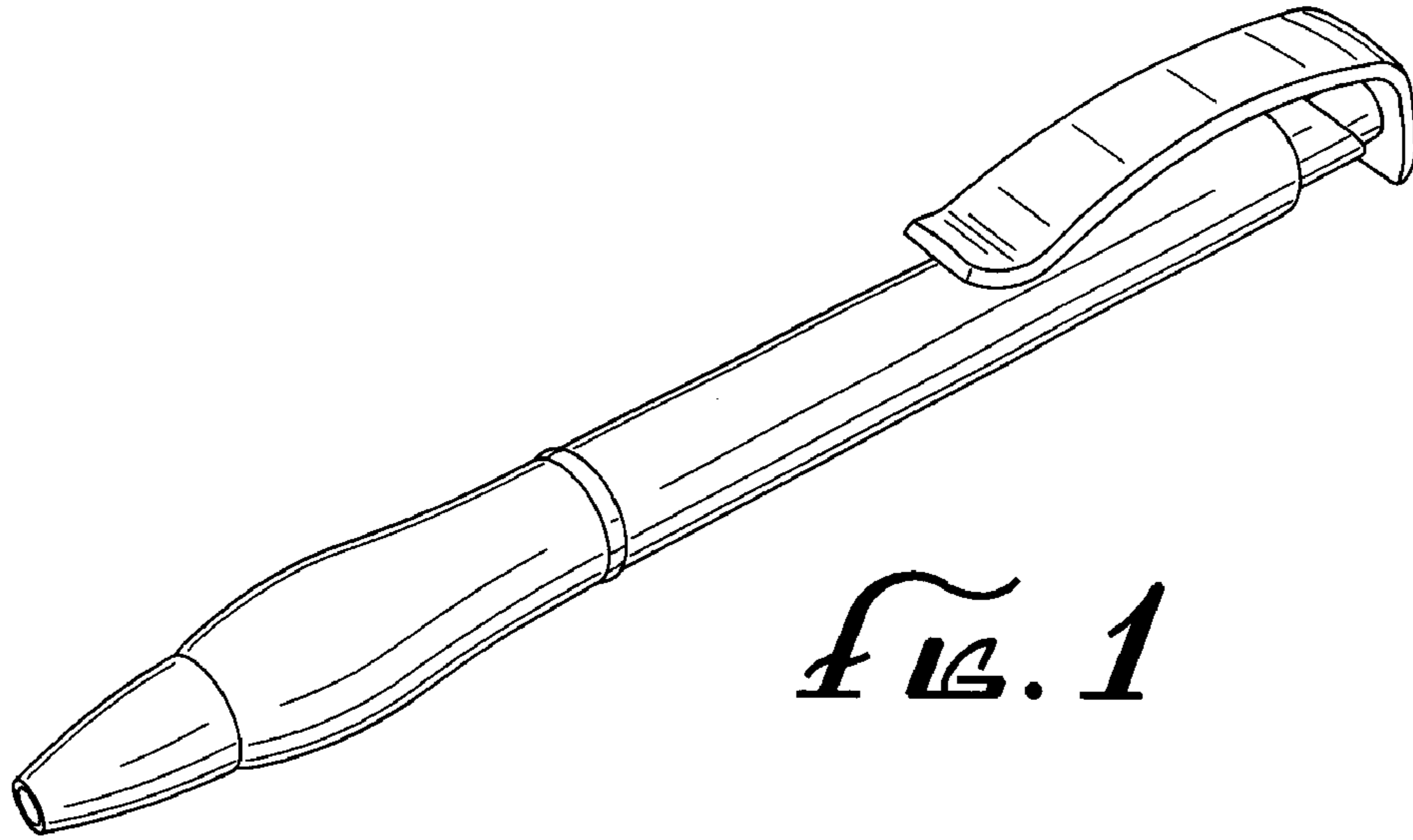


FIG. 1




FIG. 2

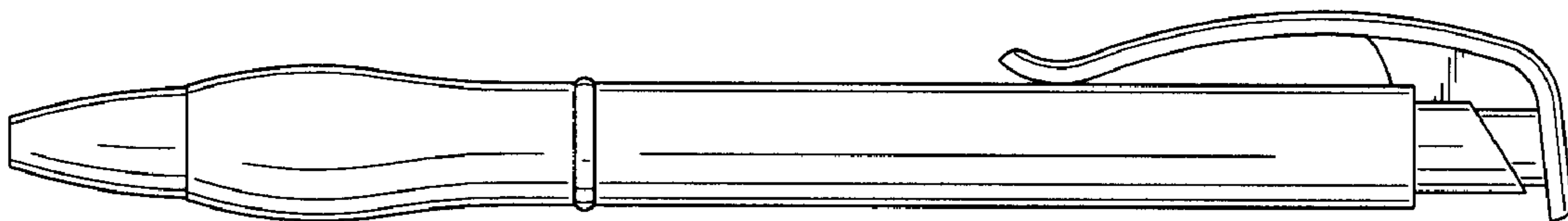


FIG. 3




FIG. 4

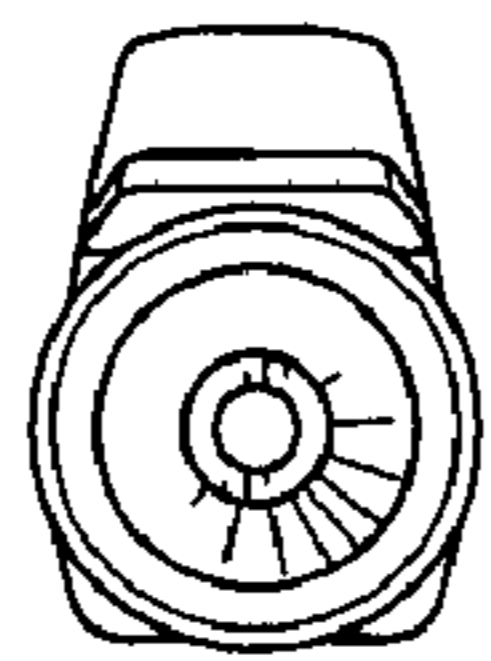


FIG. 5

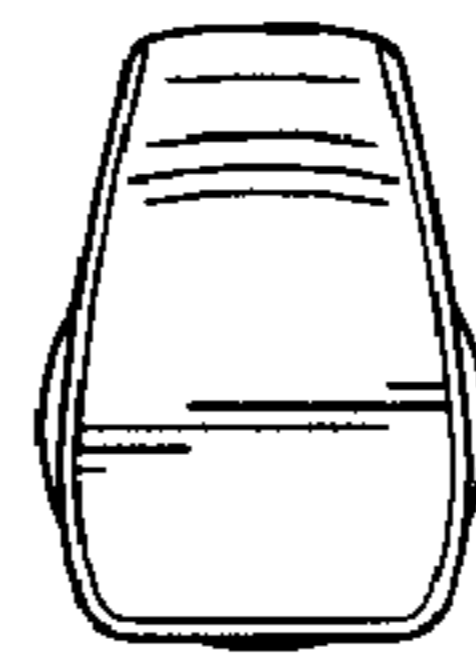


FIG. 6

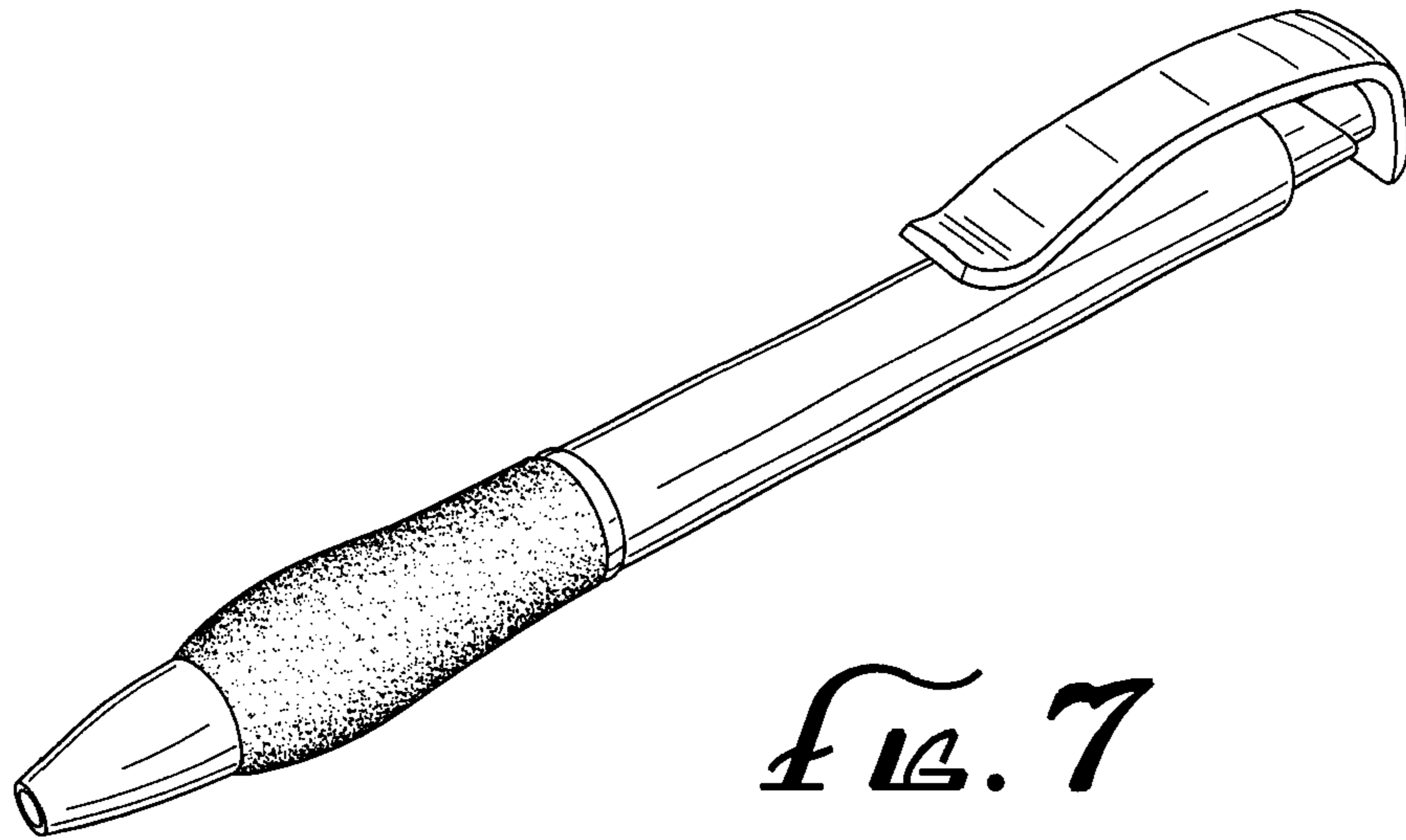


FIG. 7

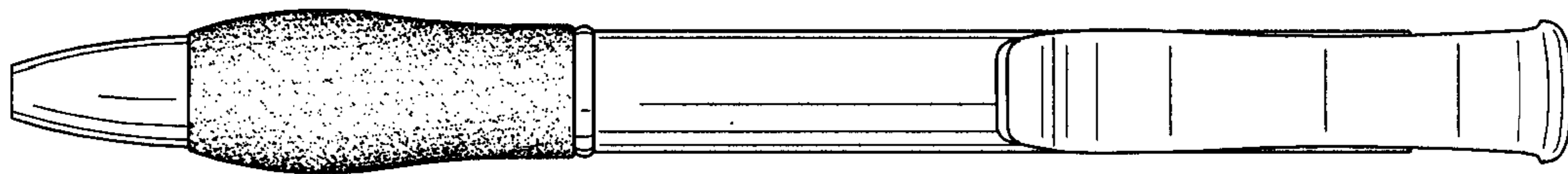


FIG. 8

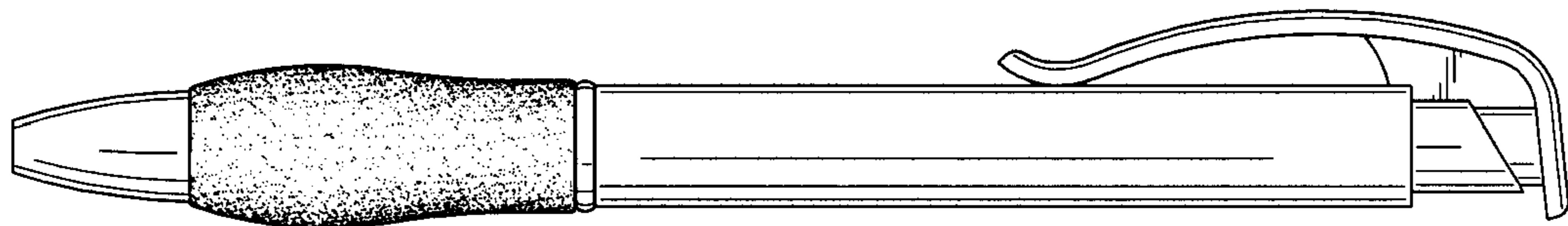


FIG. 9




FIG. 10

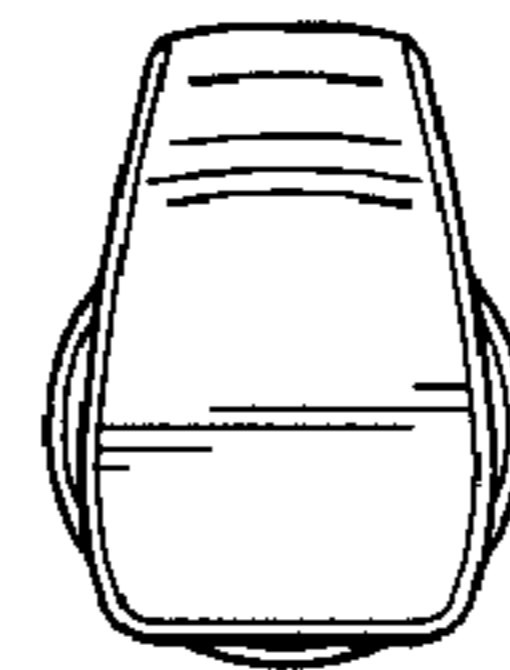
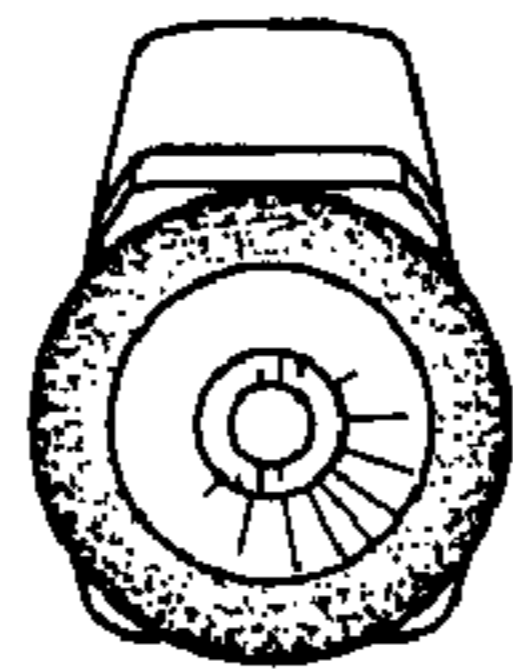


FIG. 11

FIG. 12