



US00D518502S

(12) **United States Design Patent**  
**Teng**

(10) **Patent No.:** **US D518,502 S**

(45) **Date of Patent:** **\*\* Apr. 4, 2006**

(54) **EYEGLASSES**

(75) **Inventor:** **Wei-Che Teng**, Wan Lee Tainan (TW)

(73) **Assignee:** **Irene Corporation**, Tainan (TW)

(\*\*) **Term:** **14 Years**

(21) **Appl. No.:** **29/225,133**

(22) **Filed:** **Mar. 11, 2005**

(51) **LOC (8) Cl.** ..... **16-06**

(52) **U.S. Cl.** ..... **D16/326; D16/335**

(58) **Field of Classification Search** ..... D16/300-330,  
D16/101, 337, 335; D29/109-110; D24/110.2;  
351/41, 44, 51-52, 111, 158, 92; 2/426-432,  
2/448, 441, 447, 434-437, 236

See application file for complete search history.

(56) **References Cited**

**U.S. PATENT DOCUMENTS**

D376,810 S	*	12/1996	Ohie	.....	D16/323
D390,864 S	*	2/1998	Mage	.....	D16/321
D399,236 S	*	10/1998	Khalifa	.....	D16/326
D403,011 S	*	12/1998	Davis	.....	D16/315
D423,548 S	*	4/2000	Yee et al.	.....	D16/326
D439,599 S	*	3/2001	Yasuhara	.....	D16/319

D440,596 S	*	4/2001	Klettke	.....	D16/326
D446,803 S	*	8/2001	Jannard et al.	.....	D16/326
D456,441 S	*	4/2002	Jannard et al.	.....	D16/326
D464,668 S	*	10/2002	Klettke	.....	D16/319
D478,929 S	*	8/2003	Baden et al.	.....	D16/326
D483,393 S	*	12/2003	Chen	.....	D16/335
D497,934 S	*	11/2004	Sheldon	.....	D16/335

\* cited by examiner

*Primary Examiner*—Raphael Barkai

(74) *Attorney, Agent, or Firm*—Alan D. Kamrath; Nikolai & Mersereau, P.A.

(57) **CLAIM**

The ornamental design for eyeglasses, as shown and described.

**DESCRIPTION**

FIG. 1 is a perspective view of eyeglasses showing my new design;

FIG. 2 is a front side elevational view thereof;

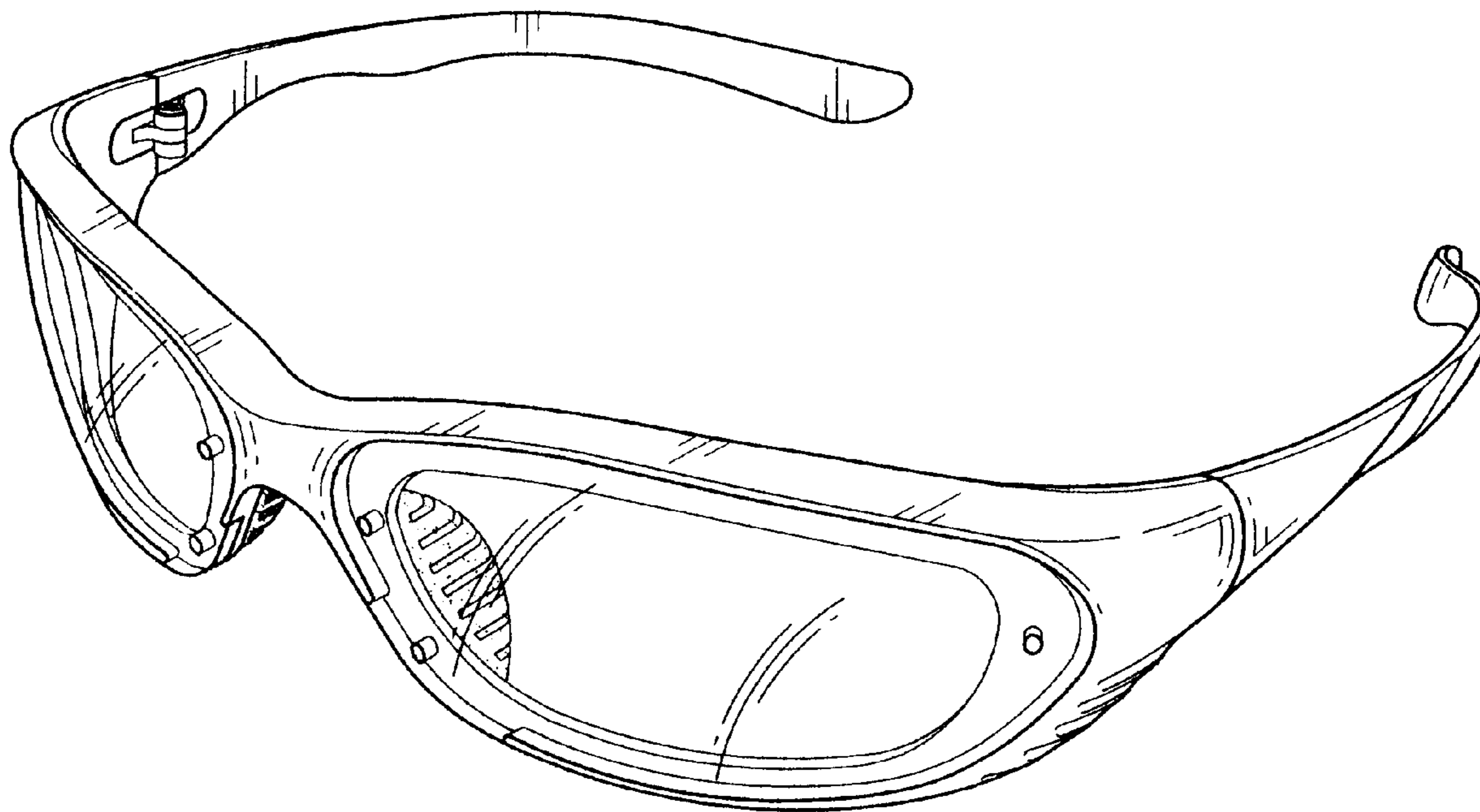
FIG. 3 is a rear side elevational view thereof;

FIG. 4 is a side elevational view thereof, the opposite side view being a mirror image thereof;

FIG. 5 is a top plan view thereof; and,

FIG. 6 is a bottom plan view thereof.

**1 Claim, 4 Drawing Sheets**



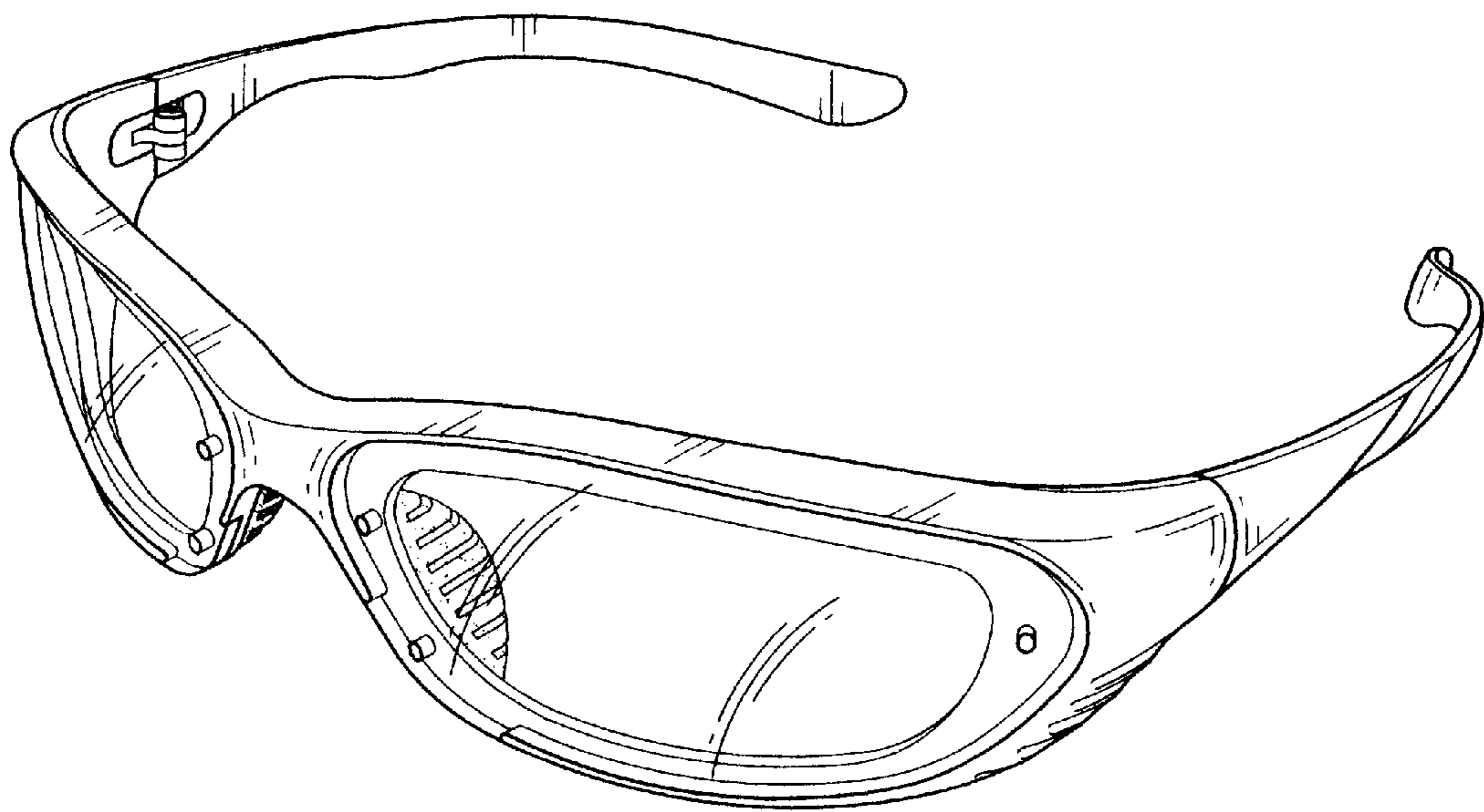


FIG. 1

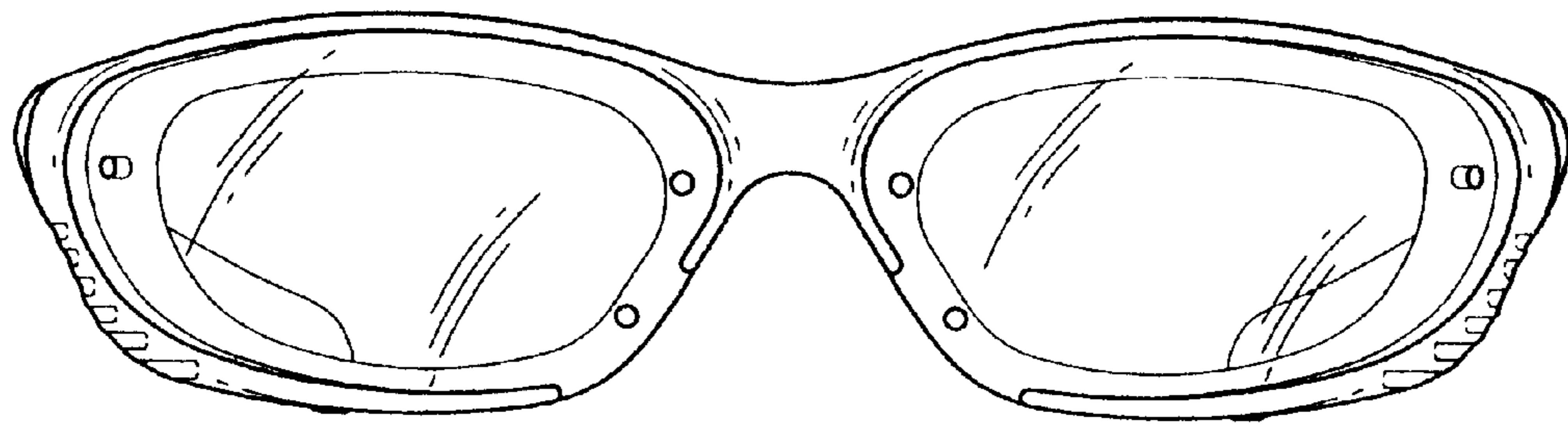


FIG. 2

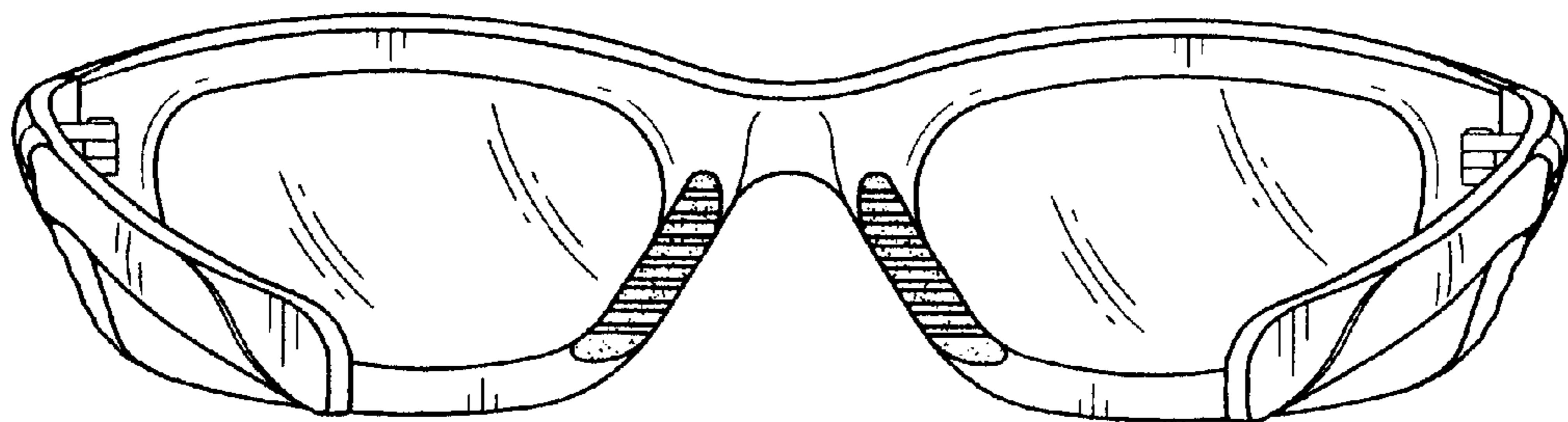


FIG. 3




FIG. 4

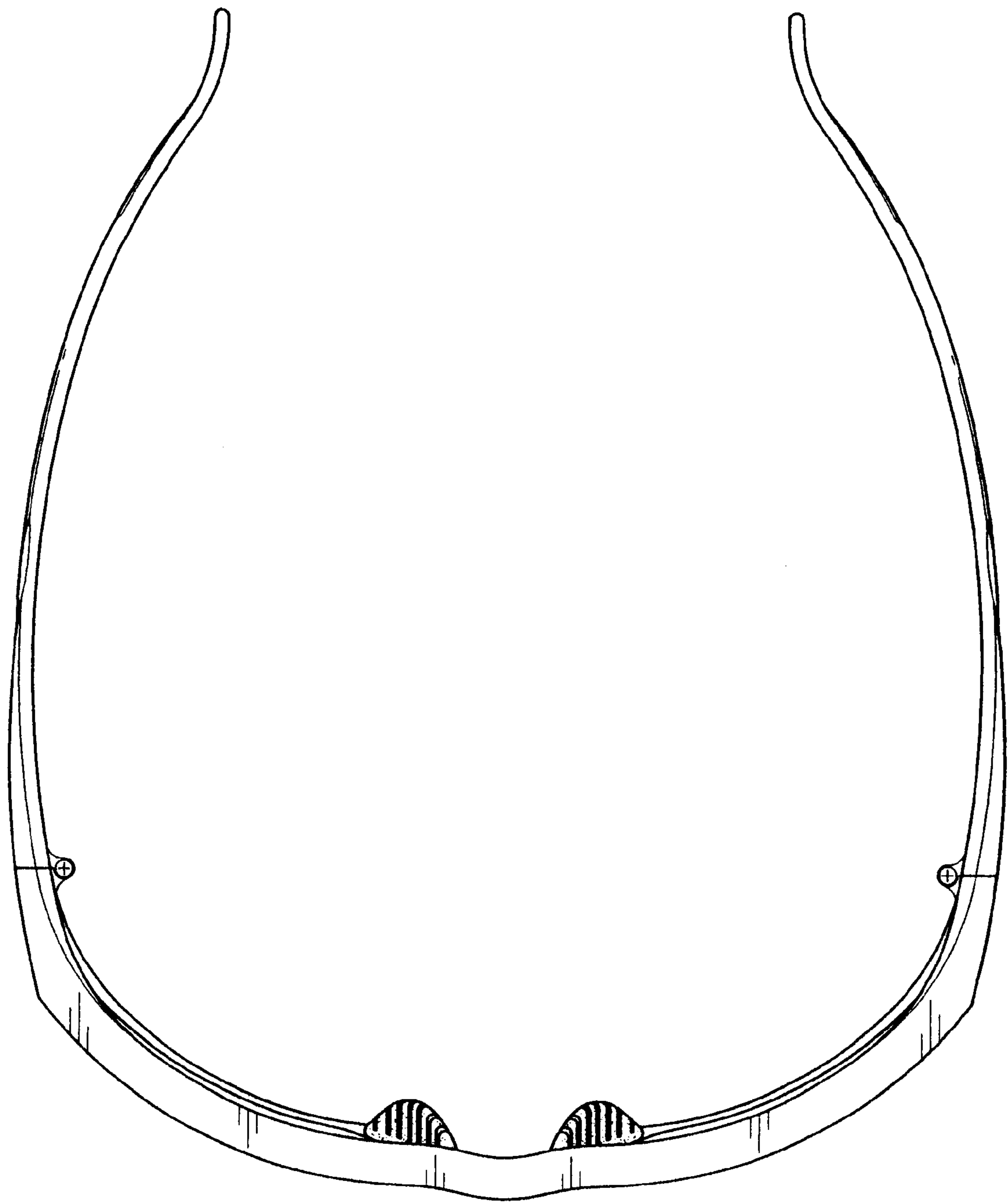


FIG. 5

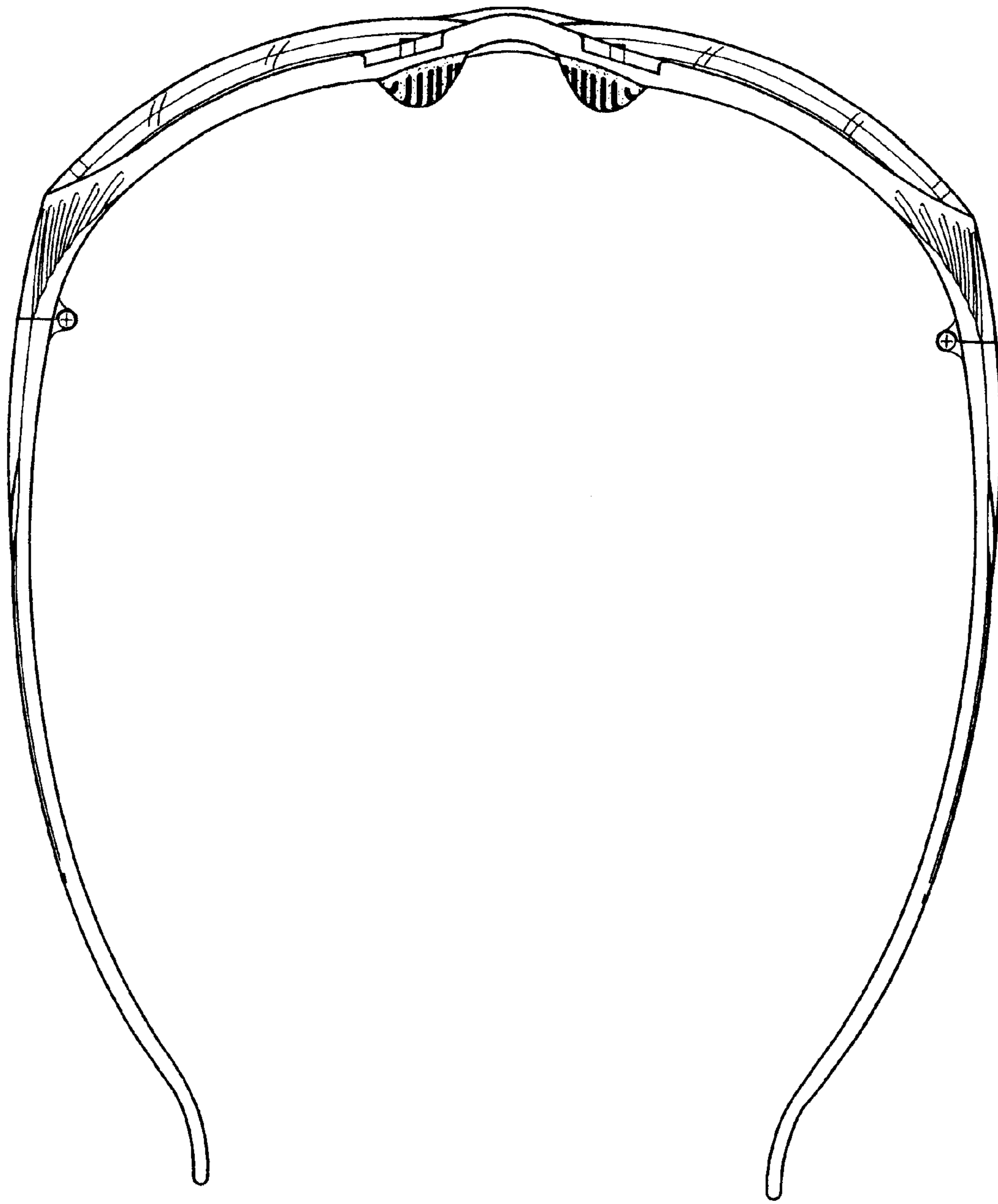


FIG. 6