



US00D518500S

(12) **United States Design Patent**
Loew

(10) **Patent No.:** **US D518,500 S**
(45) **Date of Patent:** **** Apr. 4, 2006**

(54) **VIDEO PROJECTOR**

(75) Inventor: **Christopher Loew**, Palo Alto, CA (US)

(73) Assignee: **Chronomotion Imaging Applications, Inc.**, Sausalito, CA (US)

(**) Term: **14 Years**

(21) Appl. No.: **29/180,500**

(22) Filed: **Apr. 23, 2003**

(51) **LOC (8) Cl.** **16-02**

(52) **U.S. Cl.** **D16/229; D16/230**

(58) **Field of Classification Search** D16/205,
D16/208, 221, 225, 229, 230, 231, 234; D21/514;
353/115, 119, 122

See application file for complete search history.

(56) **References Cited**

U.S. PATENT DOCUMENTS

D179,047 S	*	10/1956	Michael	D16/229
D450,077 S	*	11/2001	Isono	D16/230
D457,179 S	*	5/2002	Saeki et al.	D16/230
2002/0140909 A1	*	10/2002	Tanaka	353/119

* cited by examiner

Primary Examiner—Adir Aronovich

(74) *Attorney, Agent, or Firm*—Koda & Androlia

(57) **CLAIM**

The ornamental design for a video projector, as shown and described.

DESCRIPTION

FIG. 1 is a perspective view of a video projector closed and taken from the front, top and right side thereof, showing my new design;

FIG. 2 is a front elevational view thereof;

FIG. 3 is a rear elevational view thereof;

FIG. 4 is a top plan view thereof;

FIG. 5 is a bottom plan view thereof;

FIG. 6 is a right side elevational view thereof; and

FIG. 7 is a left side elevational view thereof; and

FIG. 8 is a perspective view of the video projector opened and taken from the front, top and right side thereof;

FIG. 9 is a front elevational view thereof;



FIG. 10 is a rear elevational view thereof;

FIG. 11 is a bottom plan view thereof;

FIG. 12 is a right side elevational view thereof; and,

FIG. 13 is a left side elevational view thereof.

1 Claim, 6 Drawing Sheets






Fig. 1



Fig. 2




Fig. 3




Fig. 4




Fig. 5




Fig. 7




Fig. 6




Fig. 8




Fig. 9




Fig. 12




Fig. 10

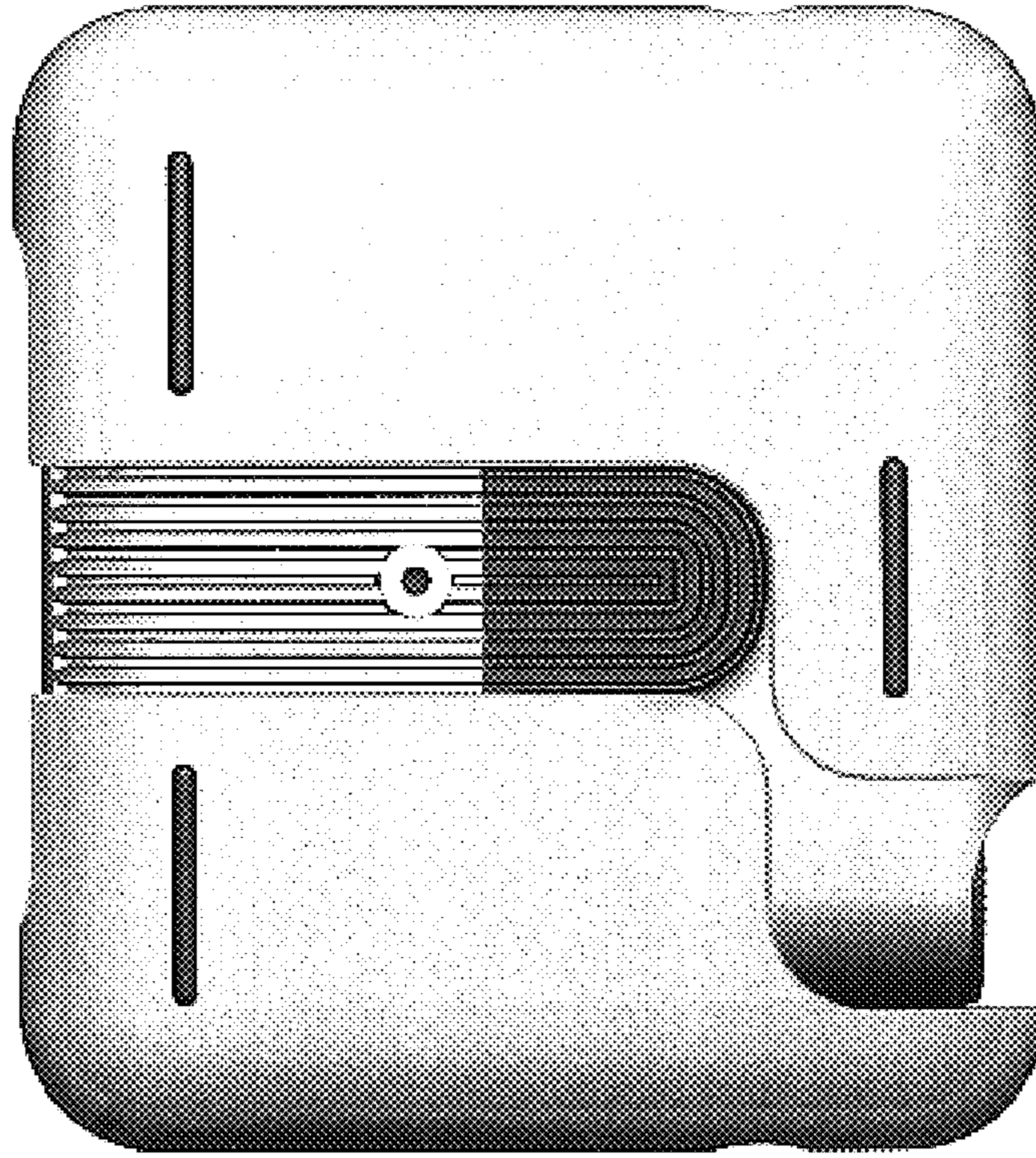


Fig. 11

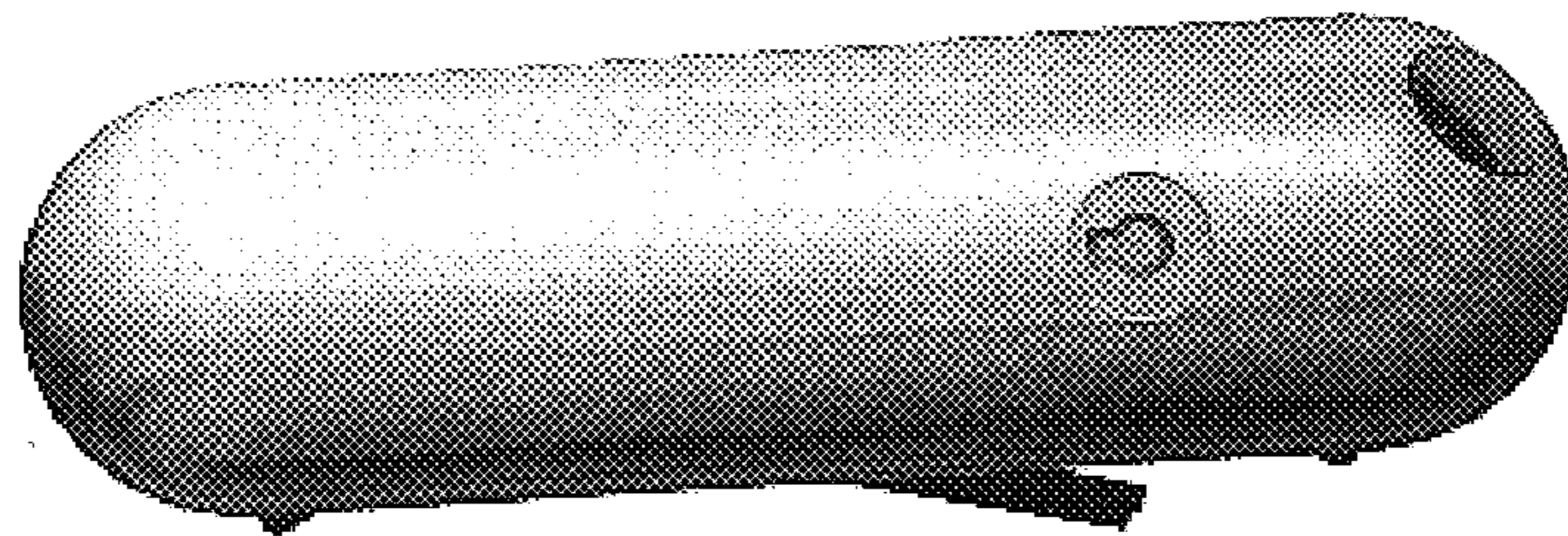


Fig. 13