



US00D518473S

(12) **United States Design Patent** (10) **Patent No.:** **US D518,473 S**
Gwee (45) **Date of Patent:** **** Apr. 4, 2006**

(54) **WIRELESS HEADSET**

(76) Inventor: **Lin Kar Gwee**, Blk 35, Amber Garden #05-39, Maryland Points (SG), 439966

(**) Term: **14 Years**

(21) Appl. No.: **29/190,290**

(22) Filed: **Sep. 18, 2003**

(51) **LOC (8) Cl.** **14-01**

(52) **U.S. Cl.** **D14/205**

(58) **Field of Classification Search** D14/192, D14/205, 206, 223, 226; 181/129, 130; 379/430, 379/433; 381/381, 379, 378, 377, 376, 374; D24/173, 174

See application file for complete search history.

(56) **References Cited**

U.S. PATENT DOCUMENTS

| | | | | | |
|------------|---|--------|------------------|-------|---------|
| D174,053 S | * | 2/1955 | Norris | | D14/192 |
| D445,415 S | * | 7/2001 | Jaakkola | | D14/223 |
| D447,743 S | * | 9/2001 | Ma | | D14/223 |
| D460,436 S | * | 7/2002 | Bjorklund et al. | | D14/205 |
| D469,081 S | * | 1/2003 | Perszyk et al. | | D14/205 |
| D470,121 S | * | 2/2003 | Nguyen et al. | | D14/205 |
| D490,398 S | * | 5/2004 | Gwee | | D14/205 |

* cited by examiner

Primary Examiner—Paula A. Greene

(74) *Attorney, Agent, or Firm*—Ruben C DeLeon; DeLeon Law Group

(57) **CLAIM**

The ornamental design of a wireless headset, as shown and described.

DESCRIPTION

FIG. 1 is a front elevational view of an auricular body and curved buttons are on an outer arc's surface;

FIG. 2 is a rear elevational view of a receiver, the auricular body and a mouthpiece;

FIG. 3 is a left side elevational view of the receiver, the auricular body, an earplug and a curved structure, wherein the earplug connects to a curved structure with holes that gradually expands to connect with the auricular body;

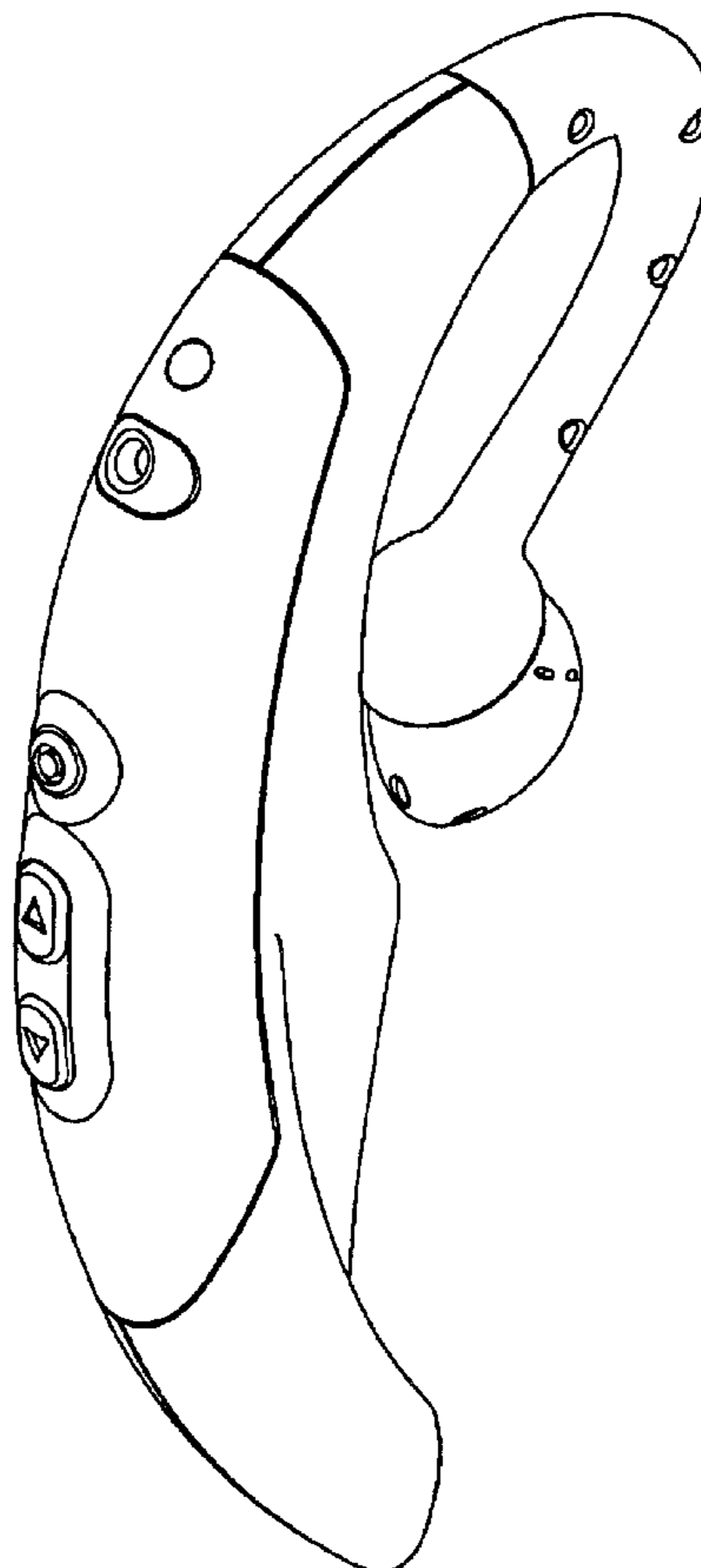
FIG. 4 is a right side elevational view of the receiver, the auricular body the earplug and the curved structure, wherein the earplug connects to a curved structure with holes that gradually expands to connect with the auricular body;

FIG. 5 is a top plan view thereof;

FIG. 6 is a bottom plan view thereof; and,

FIG. 7 is a perspective view of a wireless headset showing the new design.

1 Claim, 6 Drawing Sheets



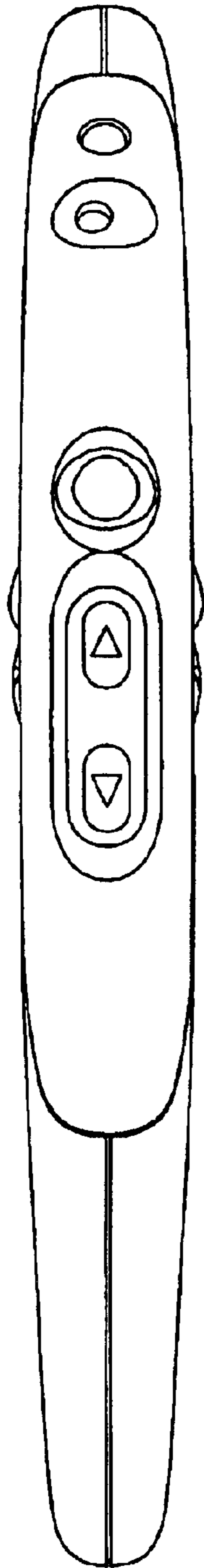


FIG.1

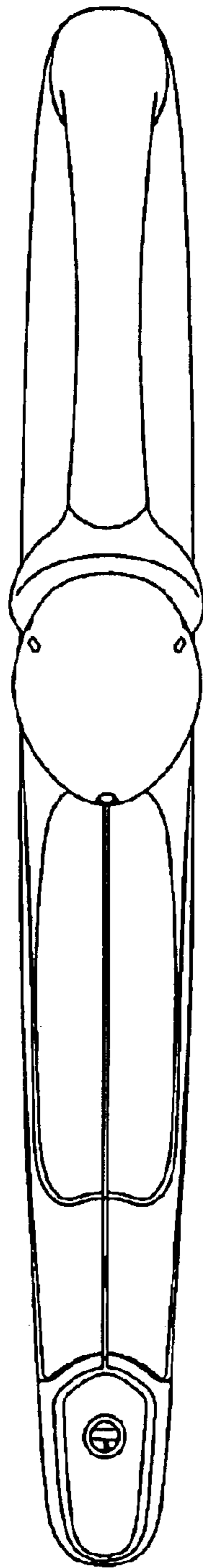


FIG. 2

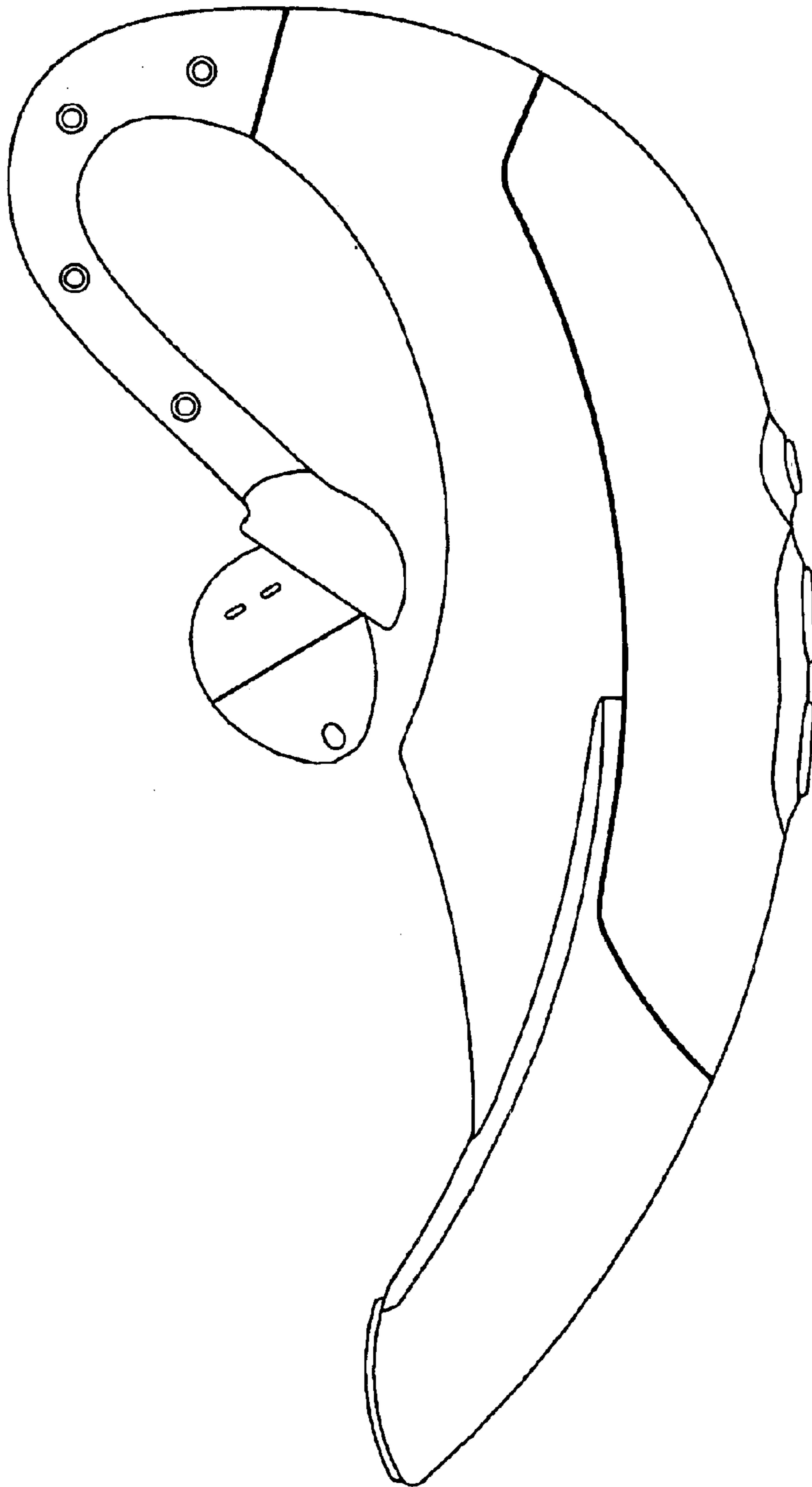


FIG. 3

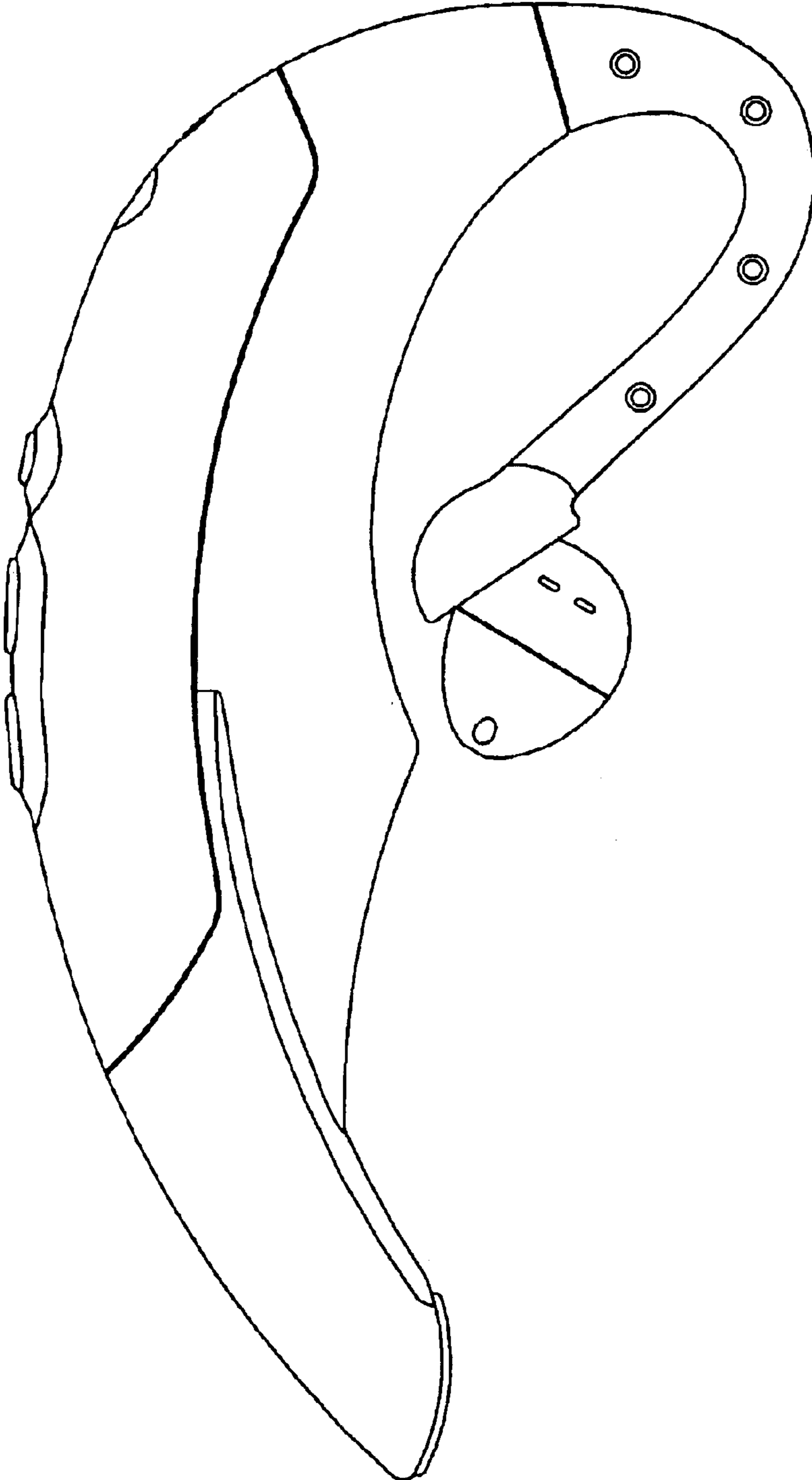


FIG. 4

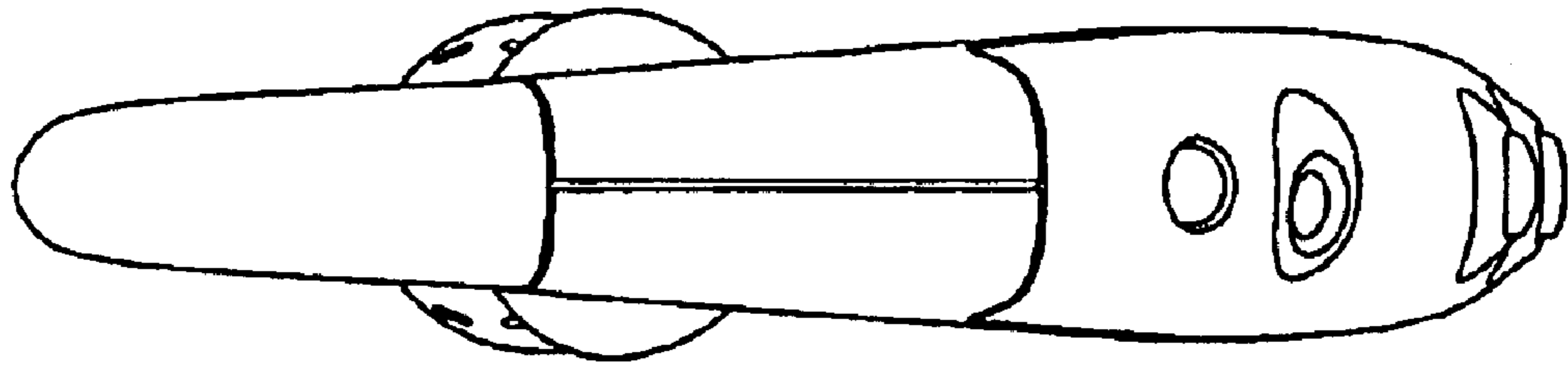


FIG. 5

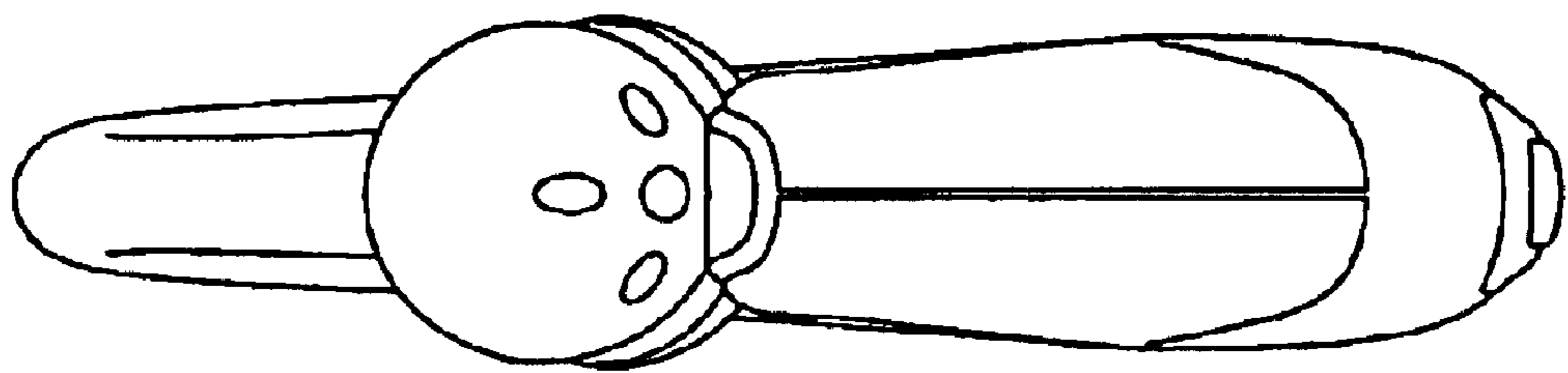


FIG. 6

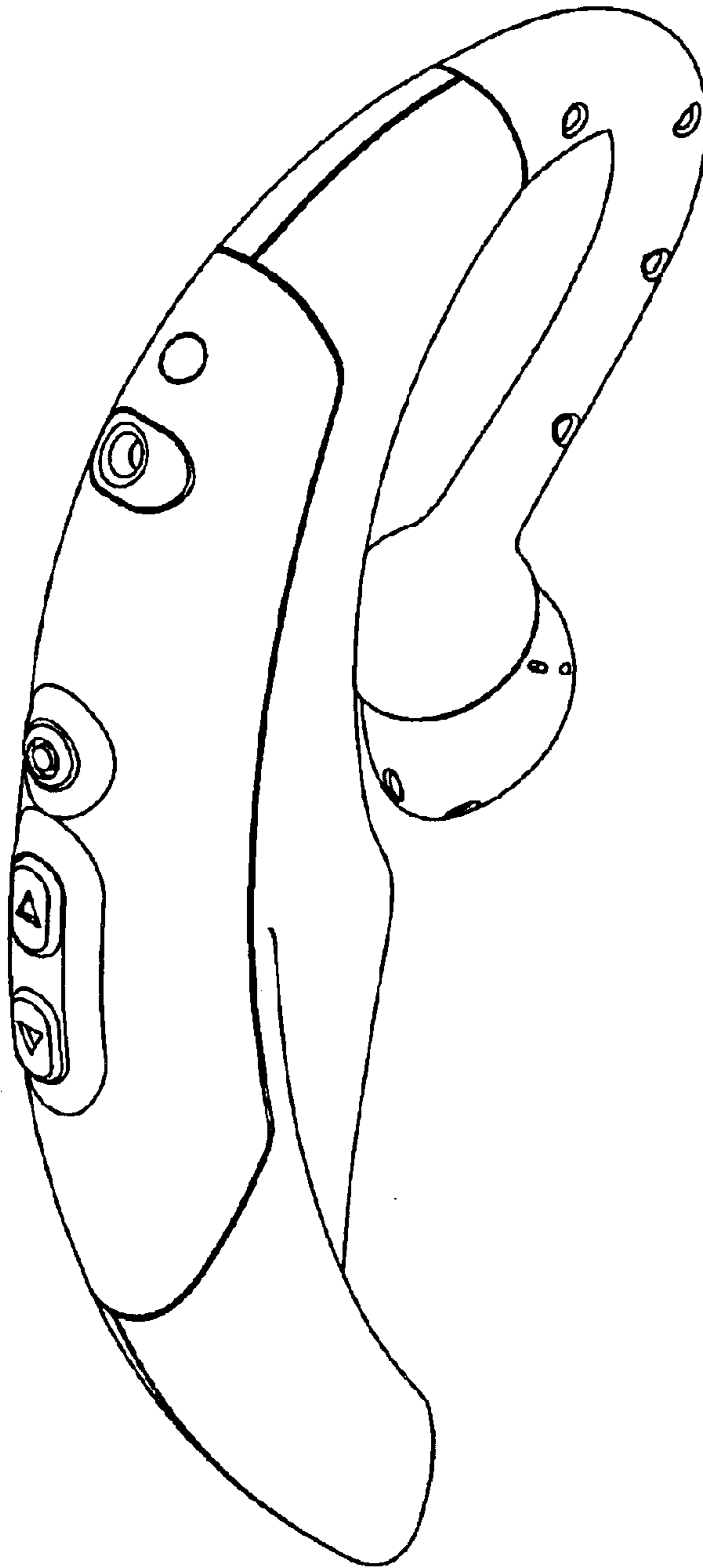


FIG. 7