



US00D518472S

(12) **United States Design Patent**
Byun et al.

(10) **Patent No.:** **US D518,472 S**

(45) **Date of Patent:** **** Apr. 4, 2006**

(54) **PORTABLE TERMINAL**

(75) Inventors: **Won Gab Byun**, Yongin-si (KR); **Nam Cheol Kim**, Seoul (KR); **Seong Won Choi**, Goyang-si (KR)

(73) Assignee: **Samsung Electronics Co., Ltd.** (KR)

(**) Term: **14 Years**

(21) Appl. No.: **29/225,996**

(22) Filed: **Mar. 22, 2005**

(30) **Foreign Application Priority Data**

Dec. 13, 2004 (KR) 30-2004-0038098

(51) **LOC (8) Cl.** **14-03**

(52) **U.S. Cl.** **D14/191**

(58) **Field of Classification Search** D14/138,
D14/155, 159, 168, 188, 191, 201, 248, 265;
455/344-347, 128, 90.2, 90.3; 340/7.1, 311.2,
340/7.21-7.29, 7.2, 825.25, 539.11

See application file for complete search history.

(56) **References Cited**

U.S. PATENT DOCUMENTS

2,941,161 A * 6/1960 Scantlin 331/149
D304,192 S * 10/1989 Hayasaka et al. D14/191
5,214,794 A * 5/1993 Van Wijnen 455/351
D352,285 S * 11/1994 Khouri et al. D14/191
D371,417 S * 7/1996 Franks D22/117
5,537,678 A * 7/1996 King et al. 340/7.63

D375,743 S * 11/1996 Nishii et al. D14/191
D377,018 S * 12/1996 Suzuki et al. D14/191
5,859,594 A * 1/1999 King et al. 340/7.55
6,205,323 B1 * 3/2001 Mayo, Jr. 340/7.22
D506,209 S * 6/2005 Leong D14/496

* cited by examiner

Primary Examiner—Prabhakar Deshmukh

(74) *Attorney, Agent, or Firm*—Irving Keschner

(57) **CLAIM**

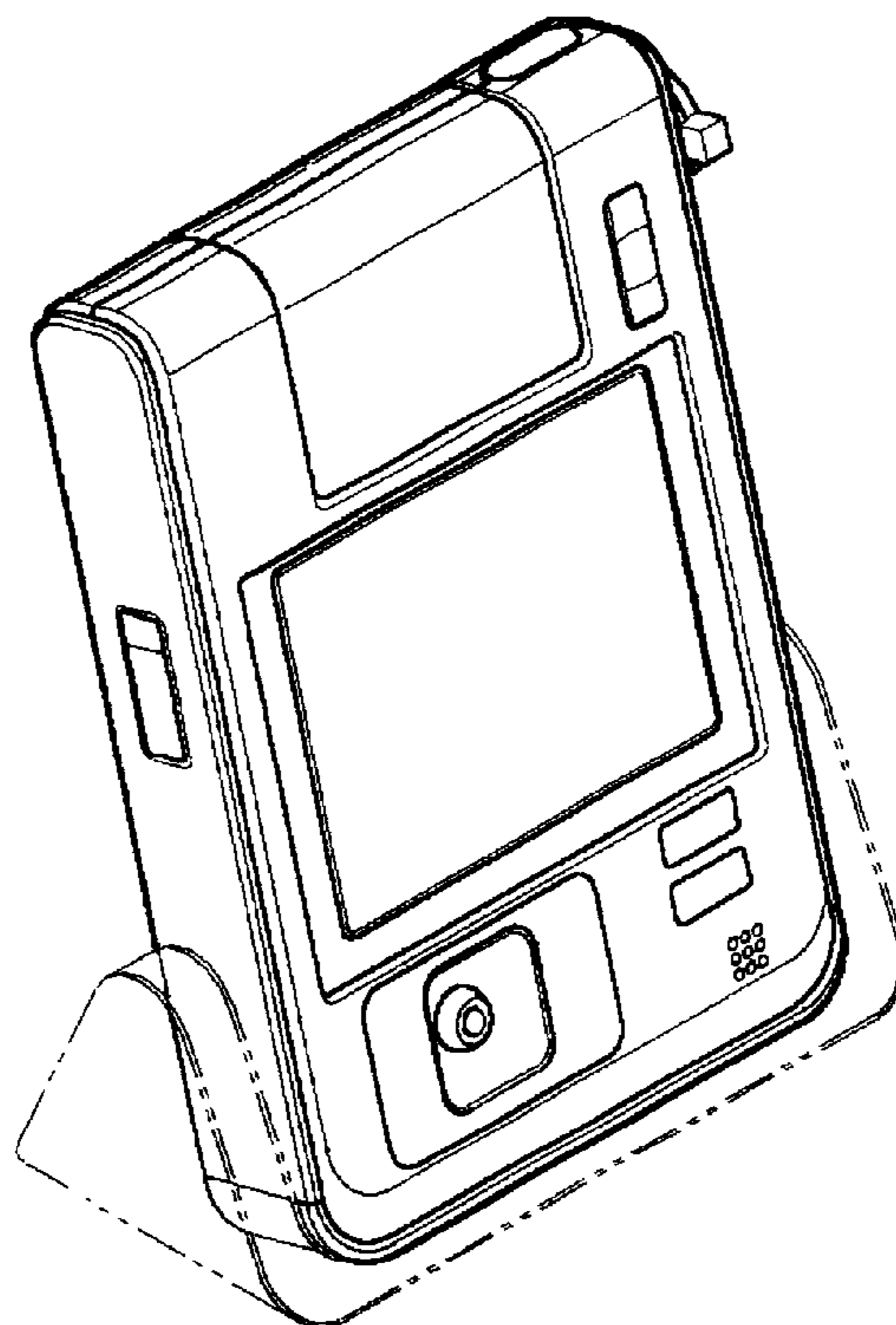
The ornamental design for portable terminal, as shown.

DESCRIPTION

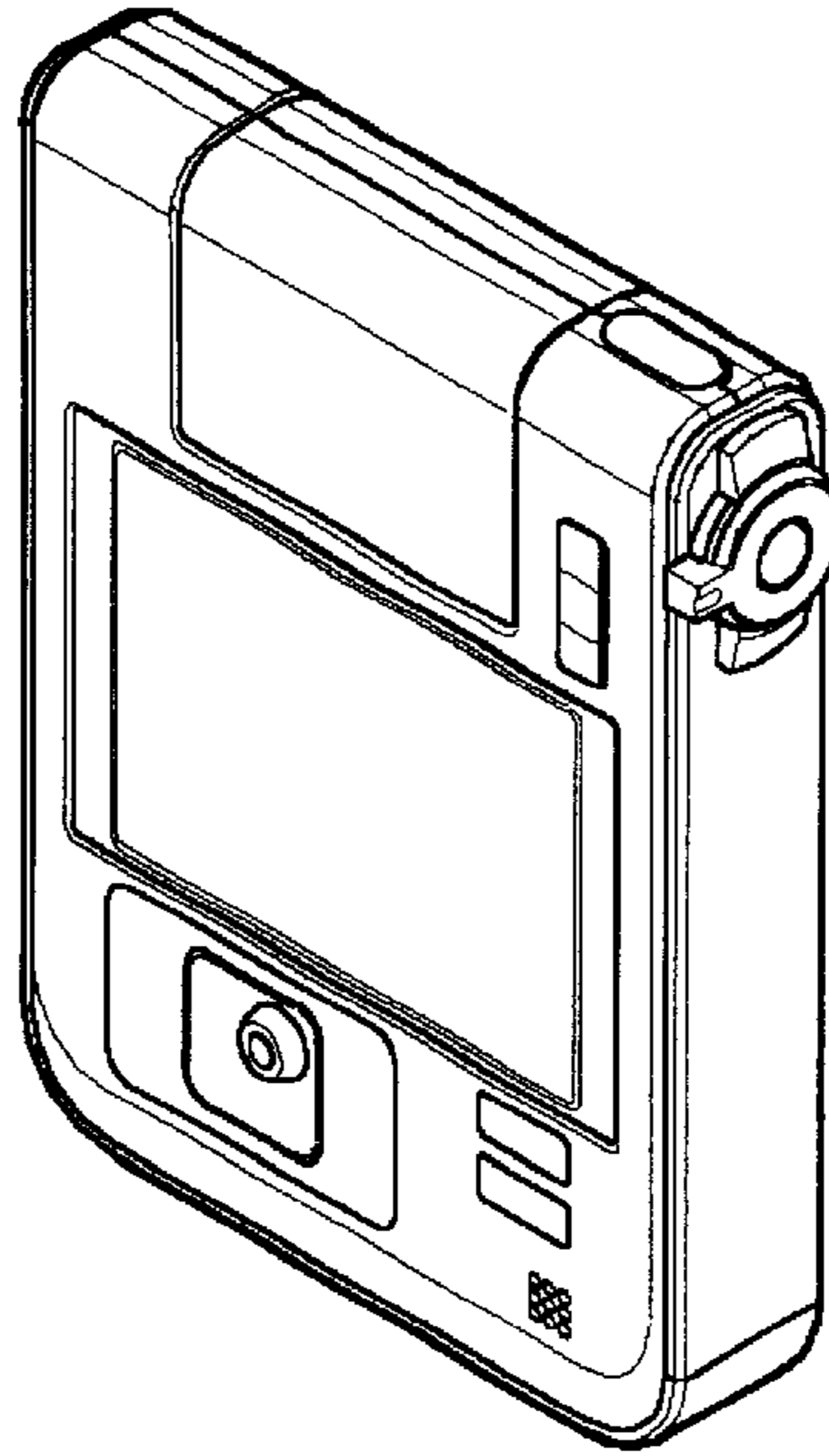
FIG. 1 is a front, top and right side perspective view of a portable terminal showing our new design; FIG. 2 is a front elevational view thereof; FIG. 3 is a rear elevational view thereof; FIG. 4 is a left side elevational view thereof; FIG. 5 is a right side elevational view thereof; FIG. 6 is a top plan view thereof; FIG. 7 is a bottom plan view thereof; FIG. 8 is a front, left and top side perspective view thereof, shown in it's environmental use, inserted into a base; and, FIG. 9 is a front, top and right side perspective view thereof, shown in it's another environmental use with the lens being rotated to use as a digital camera.

The broken lines showing of a base support in FIG. 8 is for illustrative purpose only and forms no part of the claimed design.

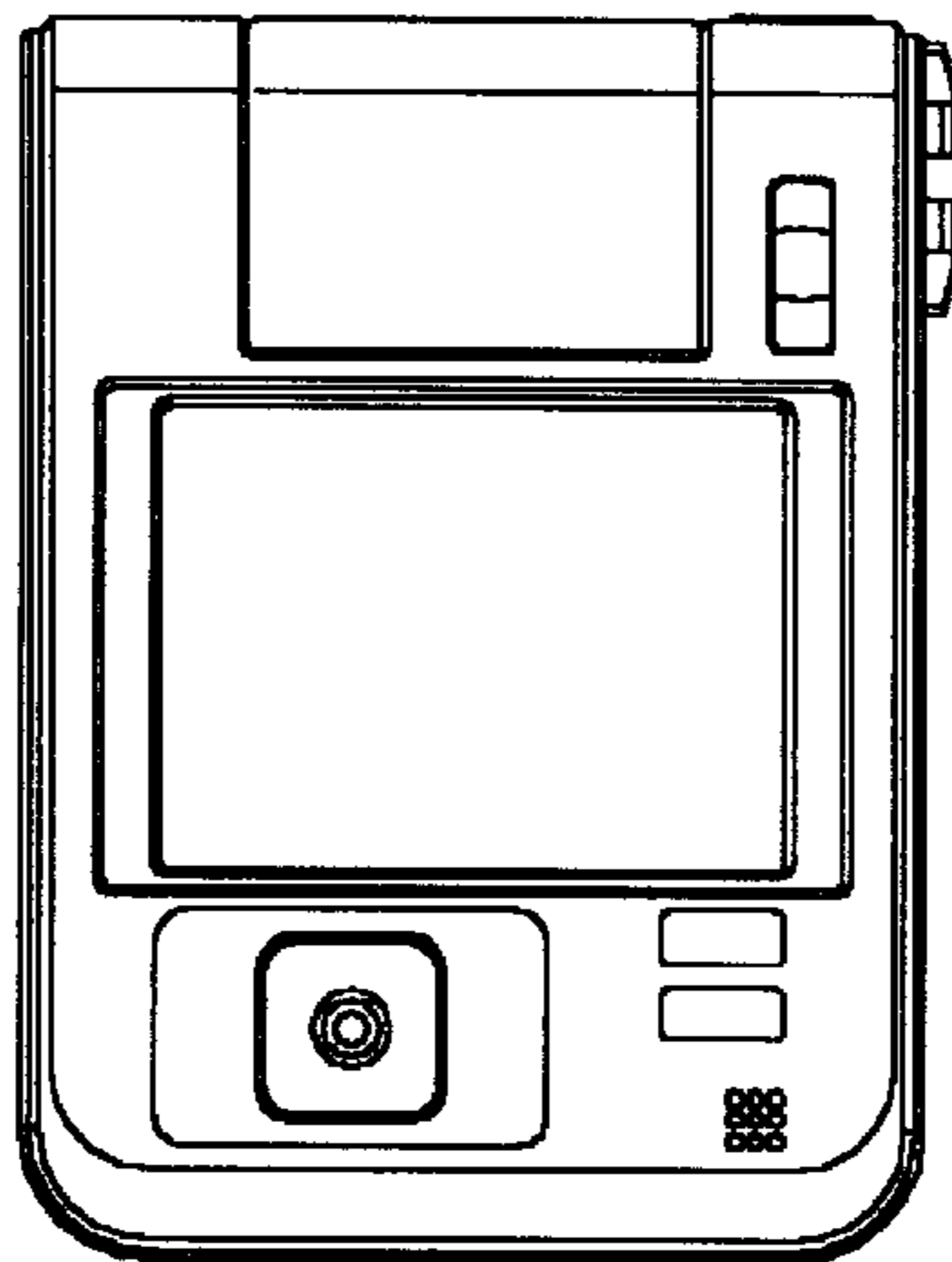
1 Claim, 3 Drawing Sheets



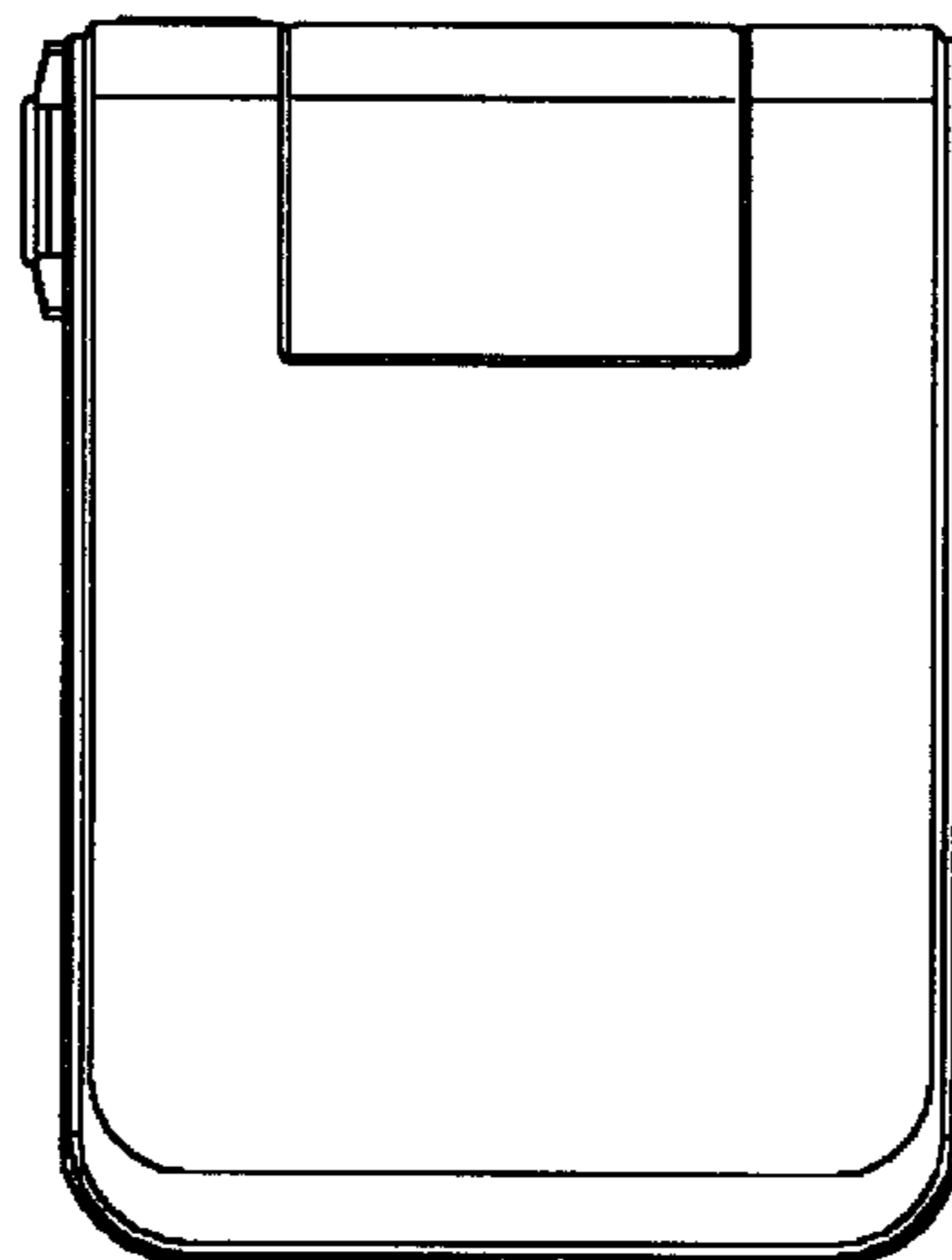
【 Fig. 1】



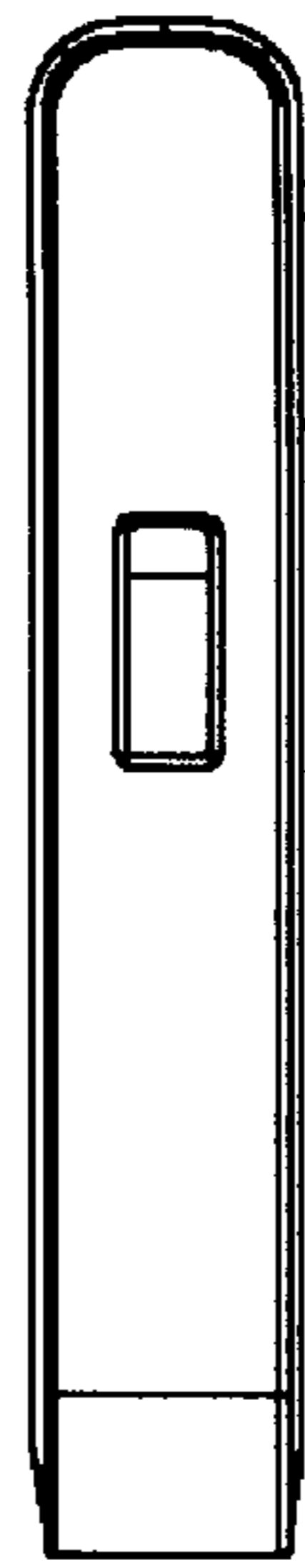
【 Fig. 2】



【 Fig. 3】



【 Fig. 4】




【 Fig. 5】



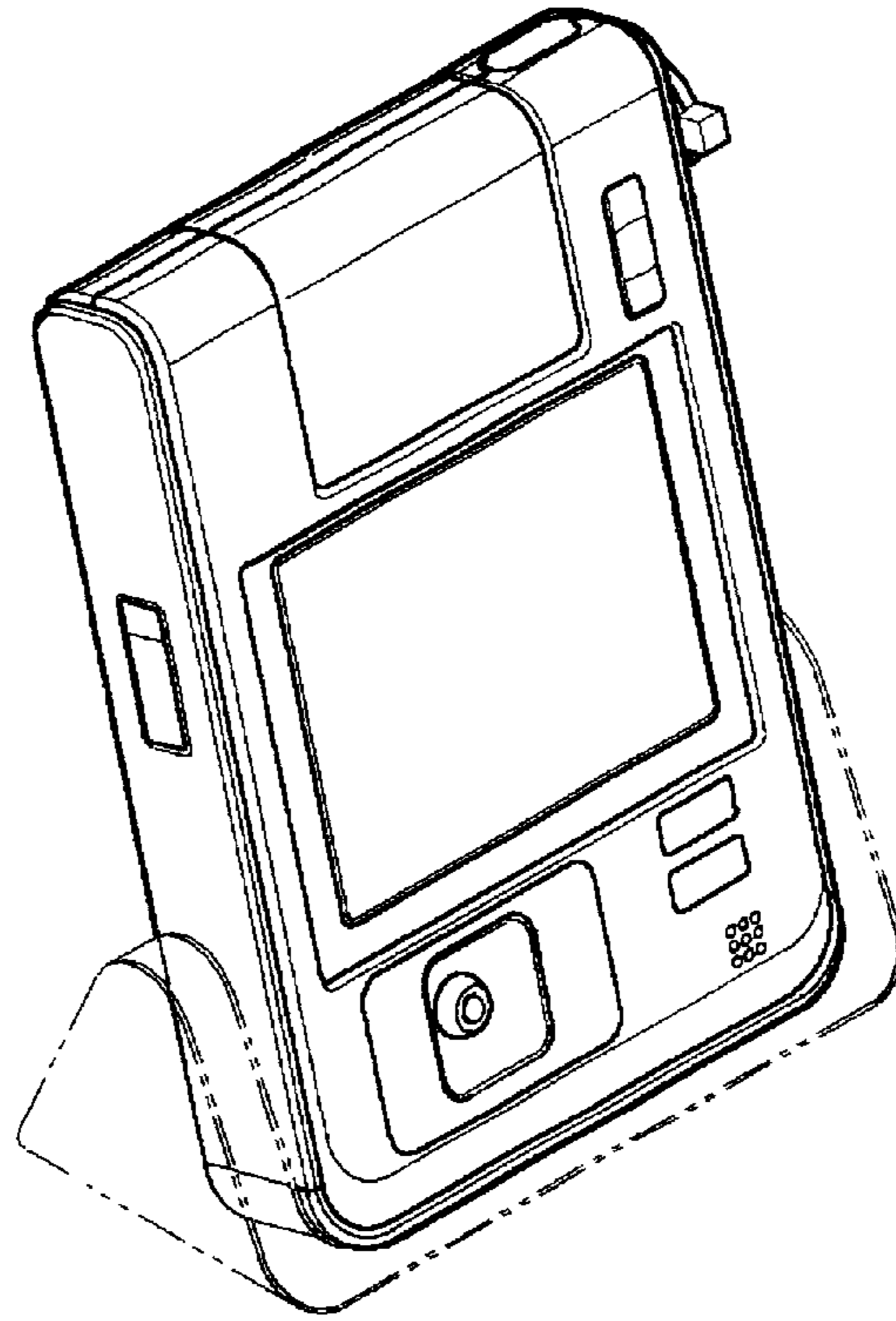
【 Fig. 6】



【 Fig. 7】



【 Fig. 8】



【 Fig. 9】

