



US00D518431S

(12) **United States Design Patent**
Masters

(10) **Patent No.:** **US D518,431 S**

(45) **Date of Patent:** **** Apr. 4, 2006**

(54) **KAYAK**

D418,802 S * 1/2000 Lockwood D12/302

(76) Inventor: **William E. Masters**, 150 Foot Hills Rd., Greenville, SC (US) 29617-7002

* cited by examiner

(**) Term: **14 Years**

Primary Examiner—Holly Baynham
Assistant Examiner—Cynthia M. Chin
(74) *Attorney, Agent, or Firm*—McNair Law Firm, PA; Cort Flint

(21) Appl. No.: **29/209,792**

(22) Filed: **Jul. 21, 2004**

(57) **CLAIM**

(51) **LOC (8) Cl.** **12-06**

The ornamental design for a kayak, as shown and described.

(52) **U.S. Cl.** **D12/302**

(58) **Field of Classification Search** D12/300,
D12/301, 302; 114/343, 347, 355, 354
See application file for complete search history.

DESCRIPTION

FIG. 1 is a prospective view of my kayak design taken from the right; it is understood that the prospective view taken from the left is a mirror image thereof

FIG. 2 is a top plan view of my new design; and, FIG. 3 is a side elevation view of my new design.

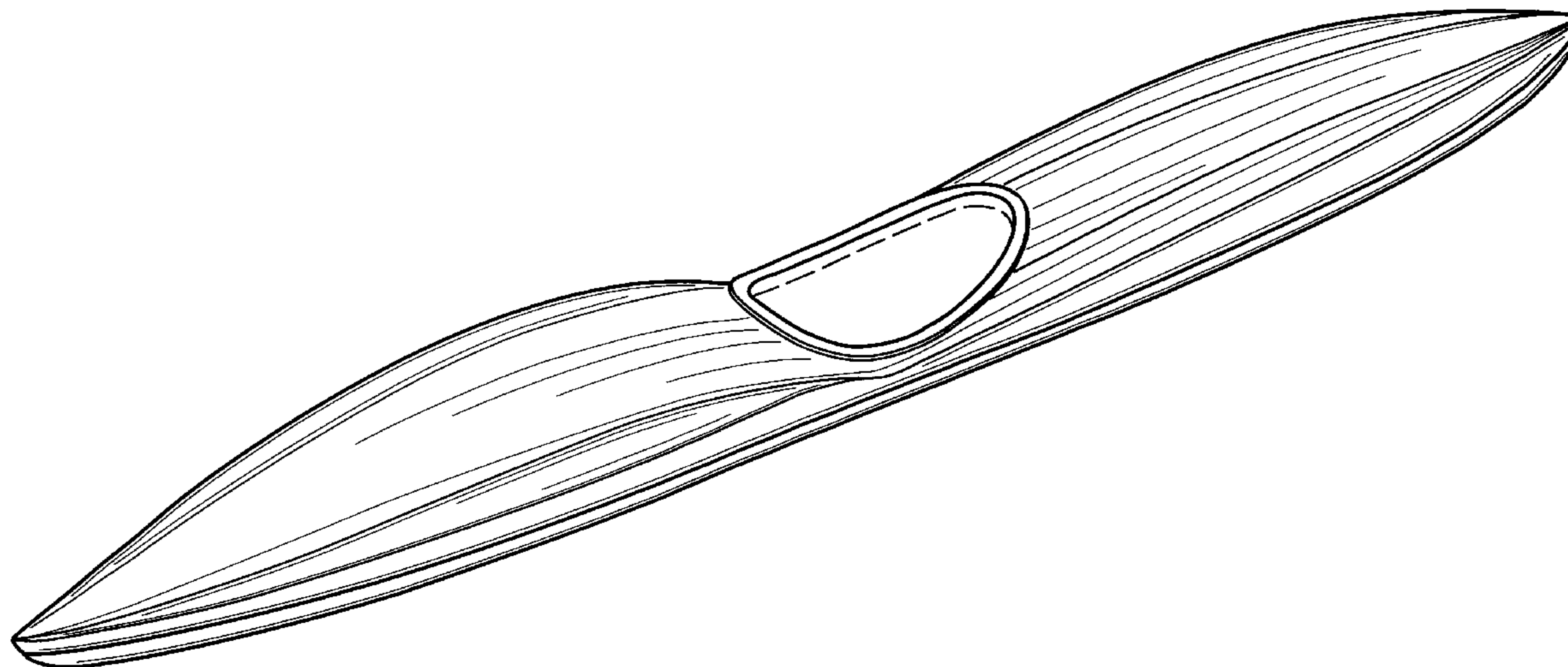
The broken lines are for illustrative purposes only and form no part of the claimed design.

(56) **References Cited**

U.S. PATENT DOCUMENTS

1,889,368	A	*	11/1932	Messenger	114/347
D233,424	S	*	10/1974	Lettmann	D12/302
D358,573	S	*	5/1995	Lockwood	D12/302
D370,454	S	*	6/1996	Lockwood	D12/302

1 Claim, 2 Drawing Sheets



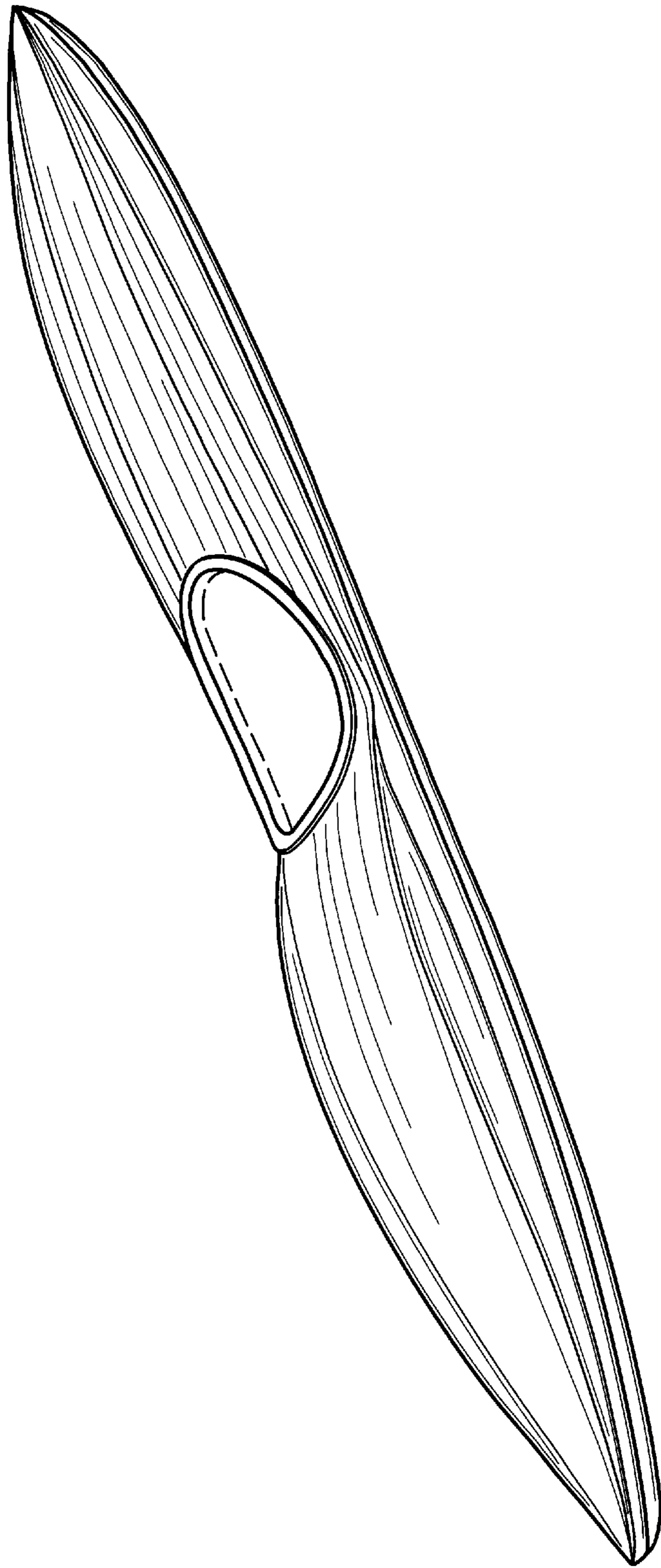


Fig. 1




Fig. 2




Fig. 3