

US00D518420S

(12) **United States Design Patent**  
**Schmidt**

(10) **Patent No.:** **US D518,420 S**

(45) **Date of Patent:** **\*\* Apr. 4, 2006**

(54) **AIR CLEANER COVER**

(75) Inventor: **Gregory Schmidt**, Port Washington, WI (US)

(73) Assignee: **Harley-Davidson Motor Company Group, Inc.**, Milwaukee, WI (US)

(\*\*) Term: **14 Years**

(21) Appl. No.: **29/231,081**

(22) Filed: **Jun. 1, 2005**

**Related U.S. Application Data**

(63) Continuation of application No. 29/186,272, filed on Jul. 11, 2003.

(51) **LOC (8) Cl.** ..... **12-11**

(52) **U.S. Cl.** ..... **D12/126**

(58) **Field of Classification Search** ..... D12/110,  
D12/114, 126; D15/3, 5; 180/219; 123/195 C,  
123/198 E; 280/288.4, 304.3

See application file for complete search history.

(56) **References Cited**

**U.S. PATENT DOCUMENTS**

D160,439 S	10/1950	Smith
D324,610 S	3/1992	Fox et al.
D440,189 S	4/2001	Ban et al.
2002/0176610 A1	11/2002	Okazaki et al.

**OTHER PUBLICATIONS**

Custom Chrome, 1989 Catalog, Jan. 1, 1989, p. 128.  
Harley-Davidson, Inc., 1999 Motorcycles, Jan. 1, 1999, p. 26.  
Harley-Davidson, Inc., 1994 Motorcycles, Jan. 1, 1994, p. 12.

Harley-Davidson, Inc., Accessories '89, Jan. 1, 1989, pp. 6-7.

2001 HONDA Shadow Spirit 750 on p. 1 of 1 from:<URL: <http://mmshadowt.50megs.com/gallery/gpage38/gpage38.htm>, retrieved from the Internet of Jul. 12, 2004.

2001 HONDA VT 750 DC Black Widow on p. 1 of 2 from:<URL: <http://www.motorbikes.be/en/Honda/2001>, retrieved from the Internet on Jul. 12, 2004.

Air cleaner covers shown on the undated Honda VT 750DC Black Widow and Honda VT750DC Shadow Spirit 750 on pp. 1-3 from:<URL: <http://roxbox.dk/picpages/hondacustom/vt750dc.htm>, retrieved from the Internet on Jul. 12, 2004.

*Primary Examiner*—Alan P. Douglas

*Assistant Examiner*—Linda Brooks

(74) *Attorney, Agent, or Firm*—Michael Best & Friedrich LLP

(57) **CLAIM**

I claim the ornamental design for an air cleaner cover, as shown and described.

**DESCRIPTION**

FIG. 1 is a perspective view of an air cleaner cover according to the invention;

FIG. 2 is a rear view of the air cleaner cover of FIG. 1;

FIG. 3 is a front view of the air cleaner cover of FIG. 1;

FIG. 4 is a top view of the air cleaner cover of FIG. 1;

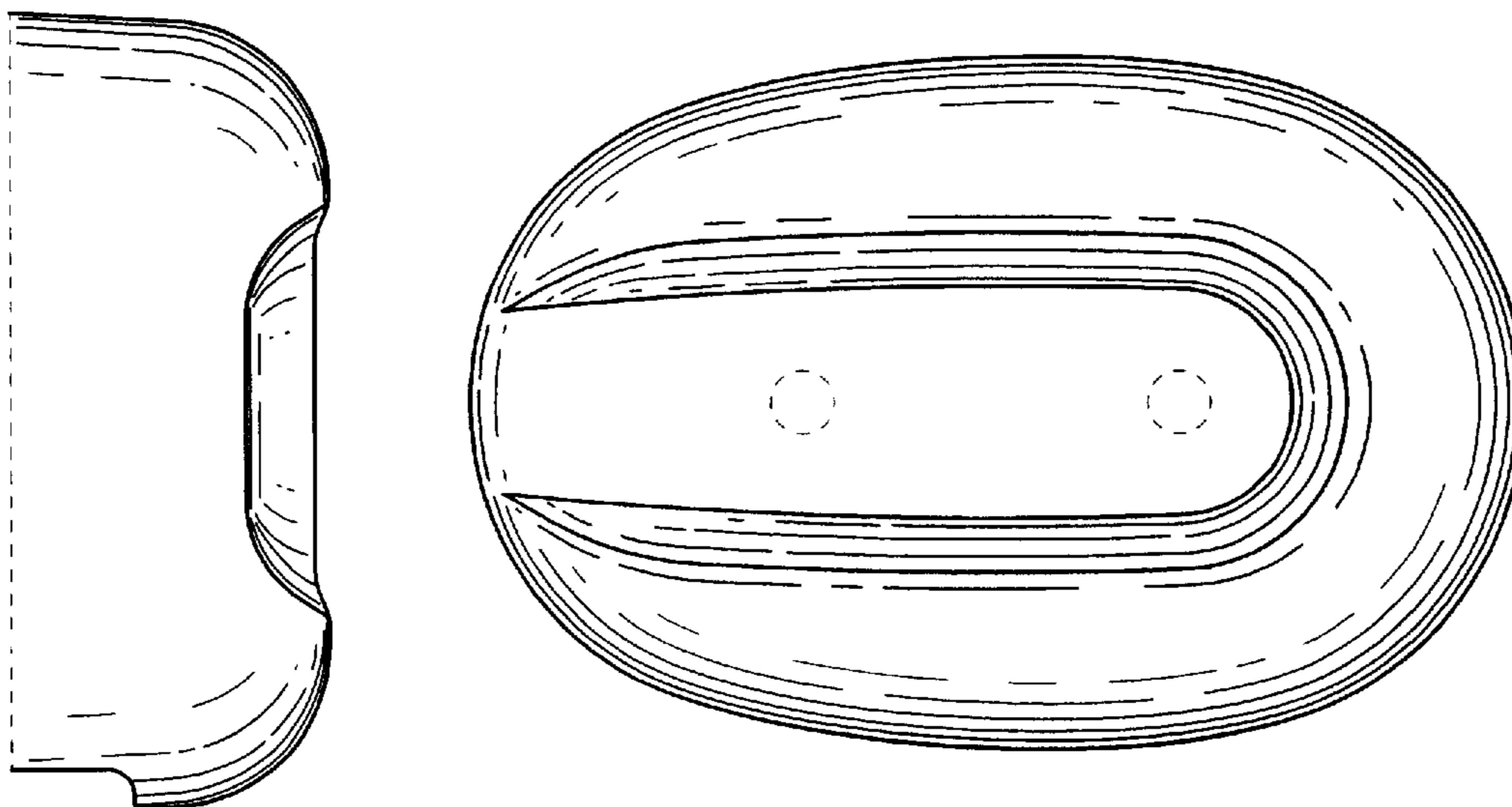
FIG. 5 is a right side view of the air cleaner cover of FIG. 1; and,

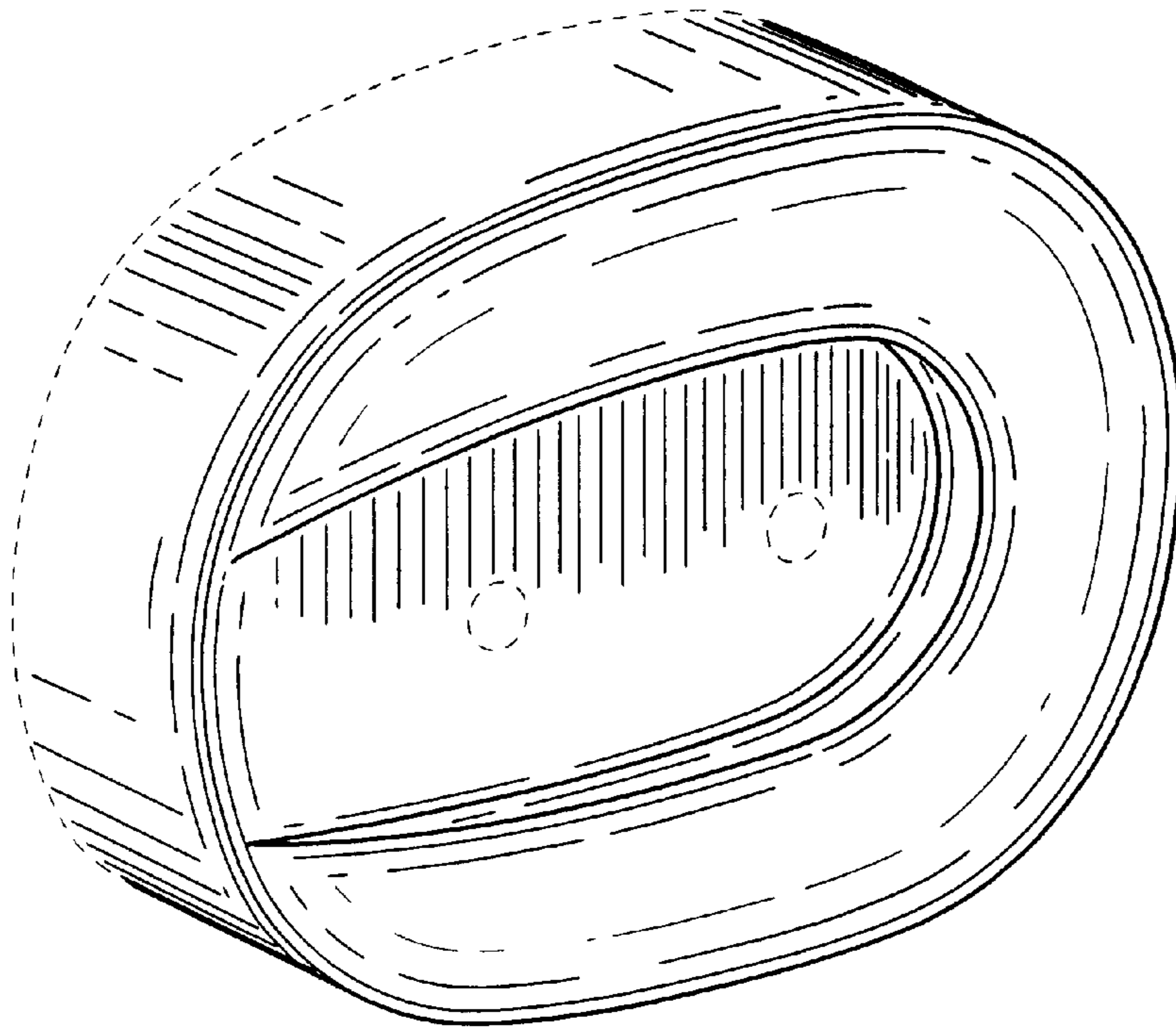
FIG. 6 is a bottom view of the air cleaner cover of FIG. 1.

The broken line showing of the environment is for illustrative purposes only and forms no part of the claimed design.

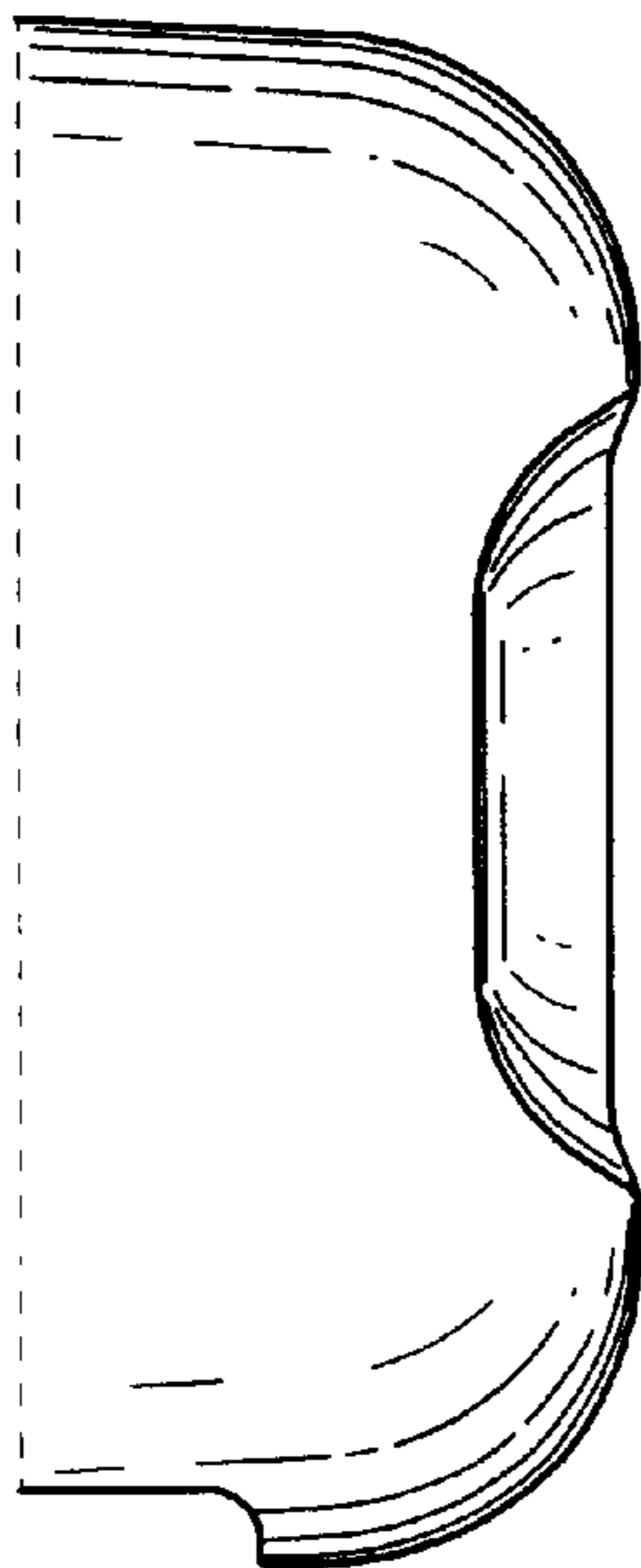
Also, the broken lines which define the boundary of the air cleaner cover form no part of the claimed design.

**1 Claim, 2 Drawing Sheets**

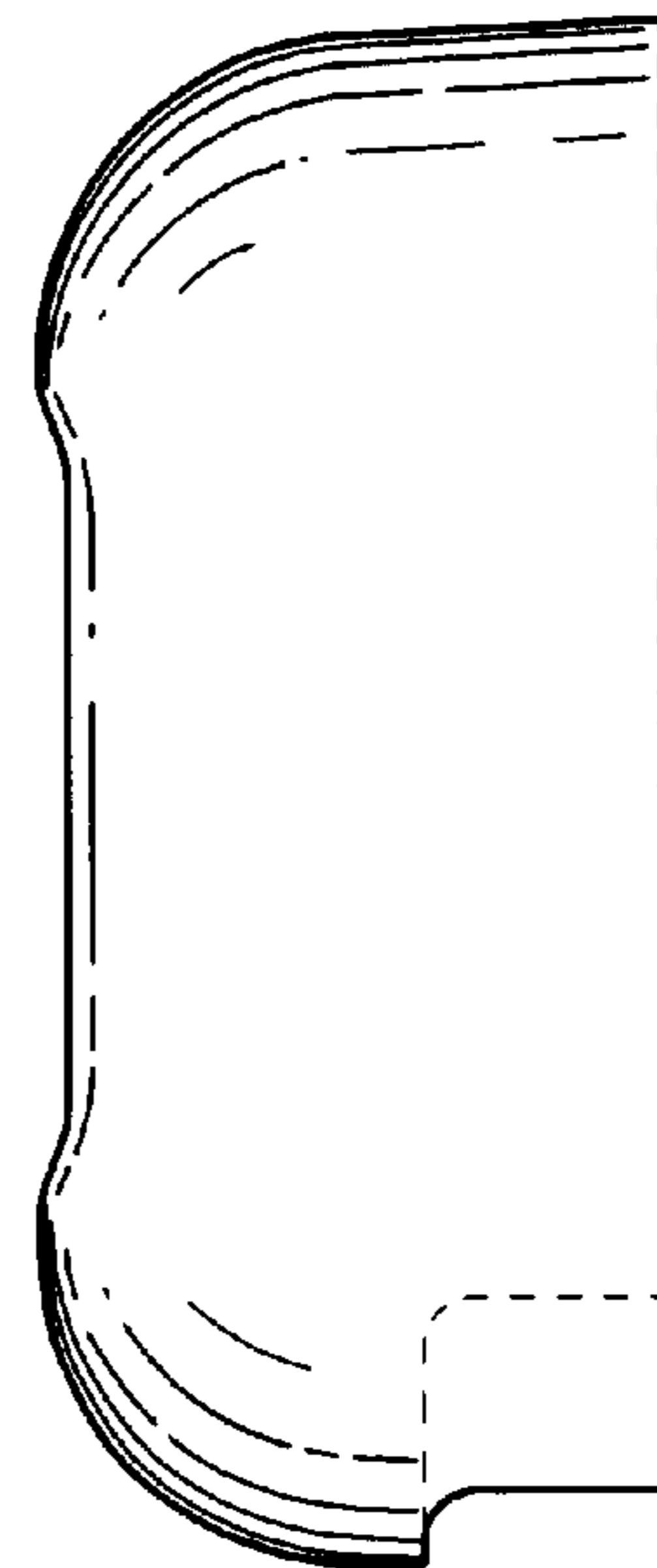




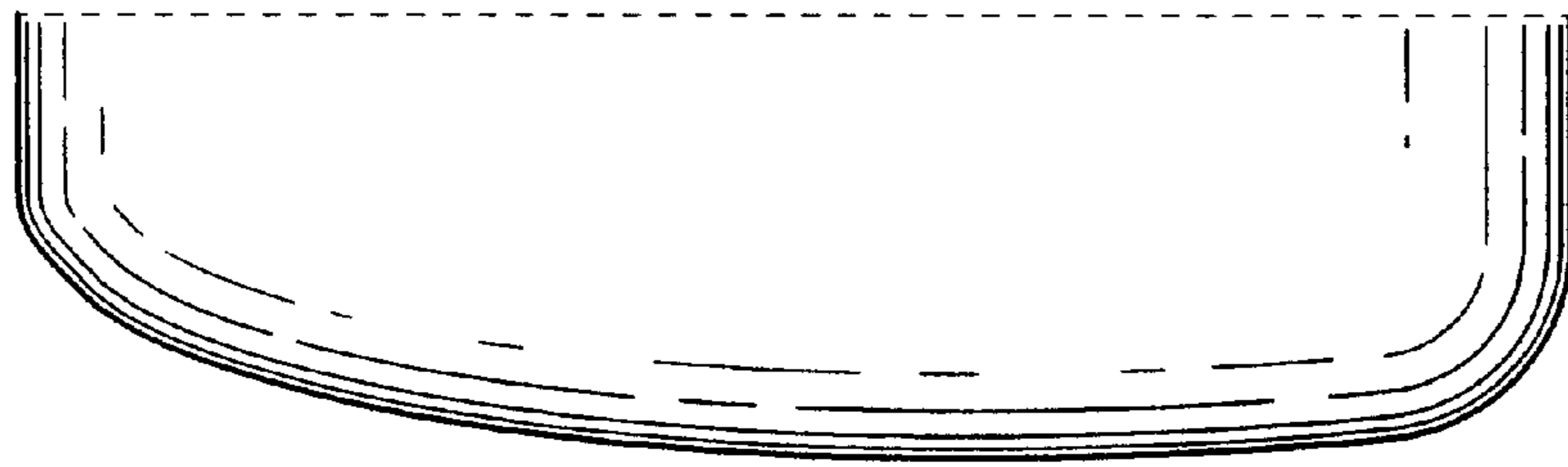
**FIG. 1**



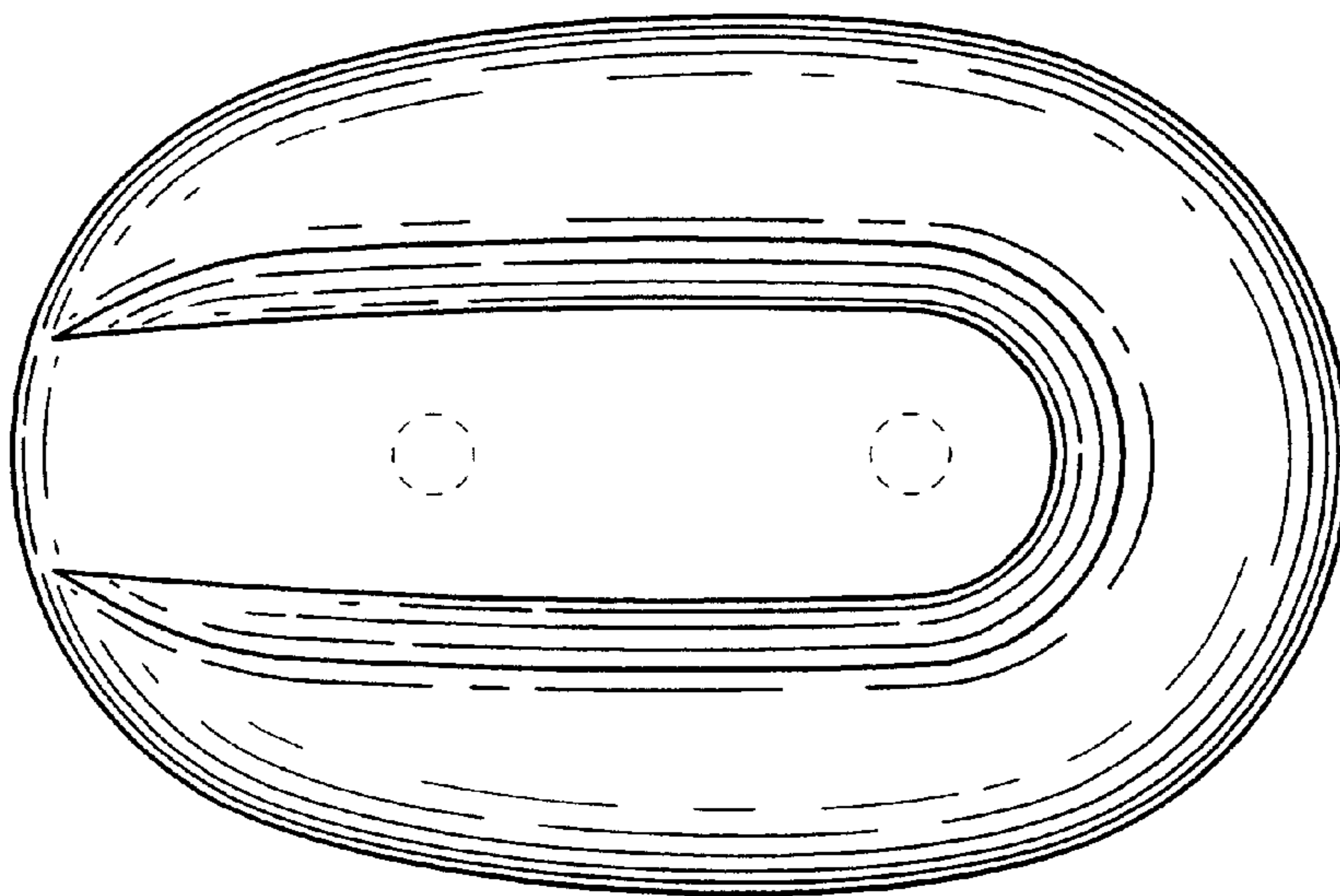
**FIG. 2**



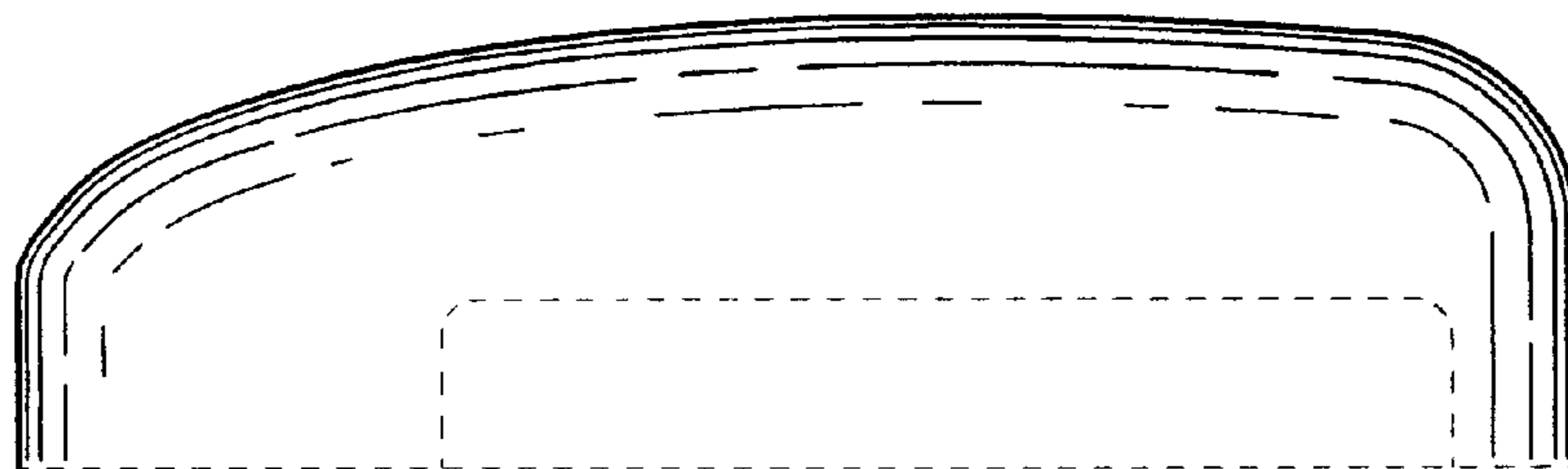
**FIG. 3**



**FIG. 4**



**FIG. 5**



**FIG. 6**