



US00D518419S

(12) **United States Design Patent**  
**Smith**

(10) **Patent No.:** **US D518,419 S**  
(45) **Date of Patent:** **\*\* Apr. 4, 2006**

(54) **MODULAR BICYCLE PARK-AND-LOCK  
STAND AND TREE GUARD**

(75) Inventor: **James G. Smith**, San Francisco, CA  
(US)

(73) Assignee: **NYC Street Tree Consortium, Inc.**,  
New York, NY (US)

(\*\*) Term: **14 Years**

(21) Appl. No.: **29/218,006**

(22) Filed: **Nov. 24, 2004**

**Related U.S. Application Data**

(62) Division of application No. 10/249,616, filed on Apr. 23,  
2003.

(51) **LOC (8) Cl.** ..... **12-11**

(52) **U.S. Cl.** ..... **D12/115**

(58) **Field of Classification Search** ..... D12/115,  
D12/120; 211/17-22, 5, 182, 196; 256/1,  
256/11, 21, 22; 52/300; D25/35, 55, 135;  
280/293, 296, 297; 248/153, 158, 156, 175,  
248/551, 558; 47/32.4, 32.6, 32.7, 32  
See application file for complete search history.

(56) **References Cited**

**U.S. PATENT DOCUMENTS**

115,531 A 5/1871 Schwagerl  
383,824 A 5/1888 Newell  
D26,975 S \* 4/1897 Evans ..... D6/317

(Continued)

**OTHER PUBLICATIONS**

Three color photographs of the claimed device. (NOTE: The device was not in public use, nor did it appear in any publication, nor was it disclosed to the public more than one year prior to the filing of the parent application.)

*Primary Examiner*—Alan P. Douglas

*Assistant Examiner*—Linda Brooks

(74) *Attorney, Agent, or Firm*—Stanley H. Kremen

(57) **CLAIM**

I claim the ornamental design for a modular bicycle park-and-lock stand and tree guard, as shown and described.

**DESCRIPTION**

FIG. 1 is a top plan view of the modular bicycle park-and-lock stand and tree guard of this invention, showing a first embodiment comprised of a single module.

FIG. 2 is a left side elevational view thereof.

FIG. 3 is a front elevational view thereof.

FIG. 4 is a right side elevational view thereof.

FIG. 5 is an isometric view thereof. The viewer is positioned 45-degrees diagonally to the front and right side of the module.

FIG. 6 is a top plan view showing the viewing direction of the observer for FIG. 5.

FIG. 7 is an isometric view of a second embodiment comprised of two modules fastened together and placed in a tree bed surrounding a tree. The broken lines are shown for illustrative purposes only and form no part of the claimed design.

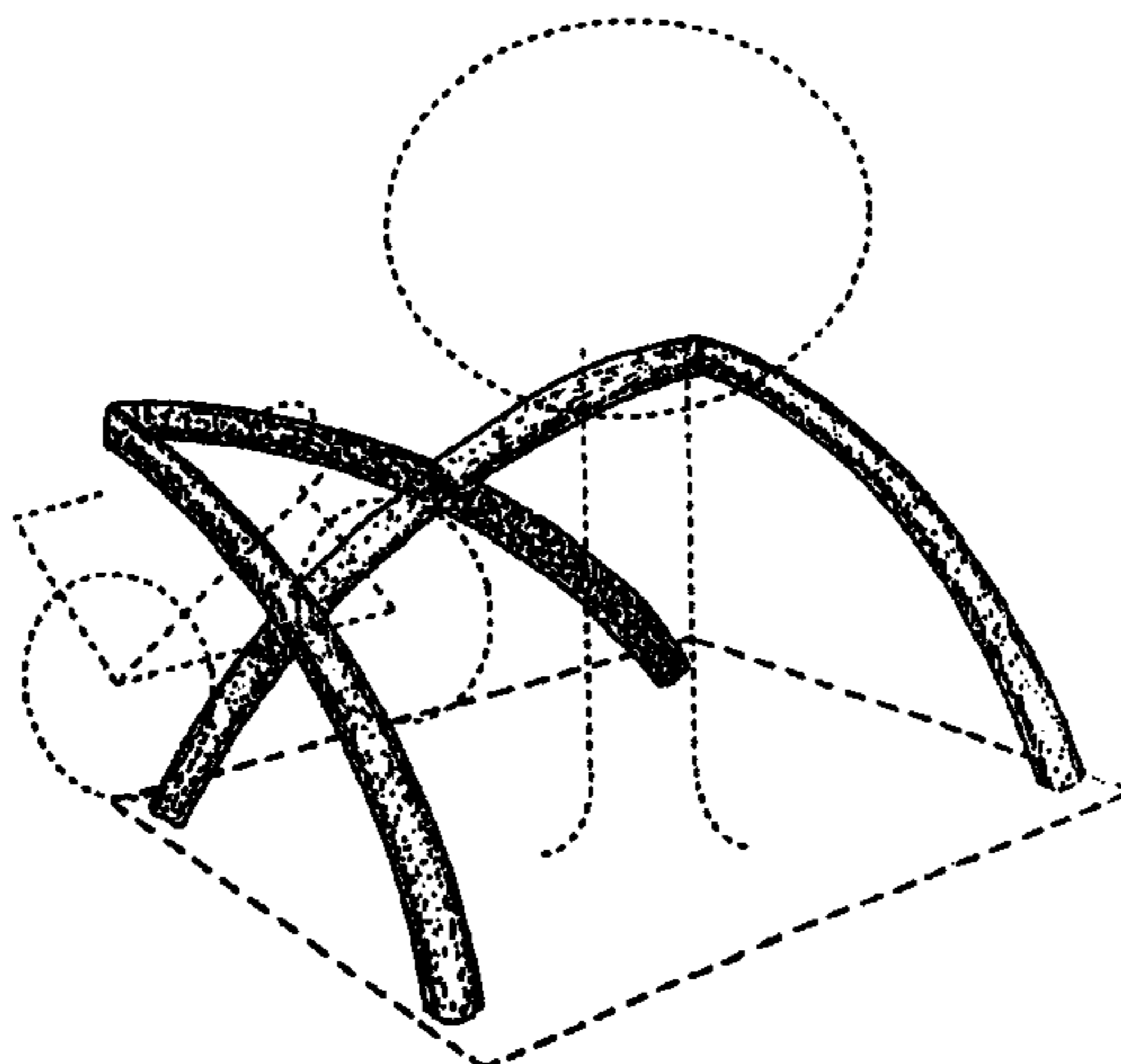
FIG. 8 is an isometric view of the same second embodiment as in FIG. 7 comprised of two modules fastened together and placed in a tree bed surrounding a tree. In this view a bicycle is parked next to one of the modules. The broken lines are shown for illustrative purposes only and form no part of the claimed design.

FIG. 9 is an isometric view of a third embodiment comprised of three modules fastened together and placed in a tree bed. The broken lines are shown for illustrative purposes only and form no part of the claimed design.

FIG. 10 is an isometric view of a fourth embodiment comprised of four modules fastened together and placed in a tree bed. The broken lines are shown for illustrative purposes only and form no part of the claimed design; and, FIG. 11 is a top plan view of the fourth embodiment shown in FIG. 10.

Although the module may be used stand-alone for securing bicycles, multiple modules may also be used to surround and protect a tree from parked bicycles and parked cars.

**1 Claim, 7 Drawing Sheets**



# US D518,419 S

## U.S. PATENT DOCUMENTS

D27,770 S	10/1897	Pine		D305,010 S	12/1989	Rankin	
D32,181 S	1/1900	Pease		D321,470 S	11/1991	Gerrard	
749,522 A	1/1904	Billy		D324,009 S	2/1992	Smith	
782,048 A	2/1905	Perou		D337,083 S	7/1993	Rankin	
796,741 A	8/1905	Lloyd		D341,342 S	11/1993	Pook	
801,325 A	10/1905	Lichtfeldt		D341,348 S	11/1993	Williams	
D194,702 S	2/1963	Planeta		D367,022 S	2/1996	Graber	
D201,143 S	5/1965	Vigilante		D369,131 S	4/1996	Smith	
3,305,969 A	* 2/1967	Mattson .....	47/32	D369,332 S	4/1996	Smith	
D232,627 S	9/1974	Rossi		D369,585 S	5/1996	Gregory	
D234,587 S	3/1975	Harris		D372,889 S	8/1996	Fox	
D234,758 S	4/1975	Sill		D374,849 S	10/1996	Chipman	
3,934,436 A	1/1976	Candlin		5,661,925 A	* 9/1997	MacMaster .....	47/32.4
3,994,400 A	11/1976	Graber		D385,231 S	10/1997	Skalka	
4,033,459 A	7/1977	Zach		D391,529 S	* 3/1998	Skalka .....	D12/115
D245,596 S	8/1977	Cohen		D391,903 S	3/1998	Pappas	
4,047,614 A	9/1977	Radek		D398,268 S	9/1998	Woodcock	
4,186,576 A	2/1980	Means		5,813,259 A	9/1998	Martin	
4,306,660 A	12/1981	Livingston		D408,763 S	4/1999	Graber	
D262,532 S	1/1982	Levine		D408,764 S	4/1999	Graber	
D263,039 S	2/1982	Richard, Jr.		D409,118 S	5/1999	Graber	
D263,945 S	* 4/1982	Voegeli .....	D12/115	D409,134 S	5/1999	Will	
D264,325 S	5/1982	Griswold		D432,682 S	10/2000	Ullrich	
D266,557 S	10/1982	Smith		D437,164 S	2/2001	Fickett	
4,371,082 A	2/1983	Hostert		6,223,907 B1	5/2001	Graber	
D268,084 S	3/1983	Haggard		6,257,419 B1	7/2001	Kamysiak	
D269,000 S	5/1983	Girard		D447,723 S	9/2001	Spangler	
D270,609 S	* 9/1983	Haggard .....	D8/1	D449,256 S	10/2001	Kopacz	
4,433,786 A	2/1984	Wahl		D450,856 S	11/2001	McNeill	
D298,746 S	11/1988	Whitworth		D477,255 S	7/2003	Saez	
D301,217 S	5/1989	Mailhot		2003/0010729 A1	1/2003	Lopez De Luzuriaga	
D302,258 S	7/1989	Kalisch		2004/0211115 A1	10/2004	Smith	
D302,804 S	8/1989	Mailhot					

\* cited by examiner

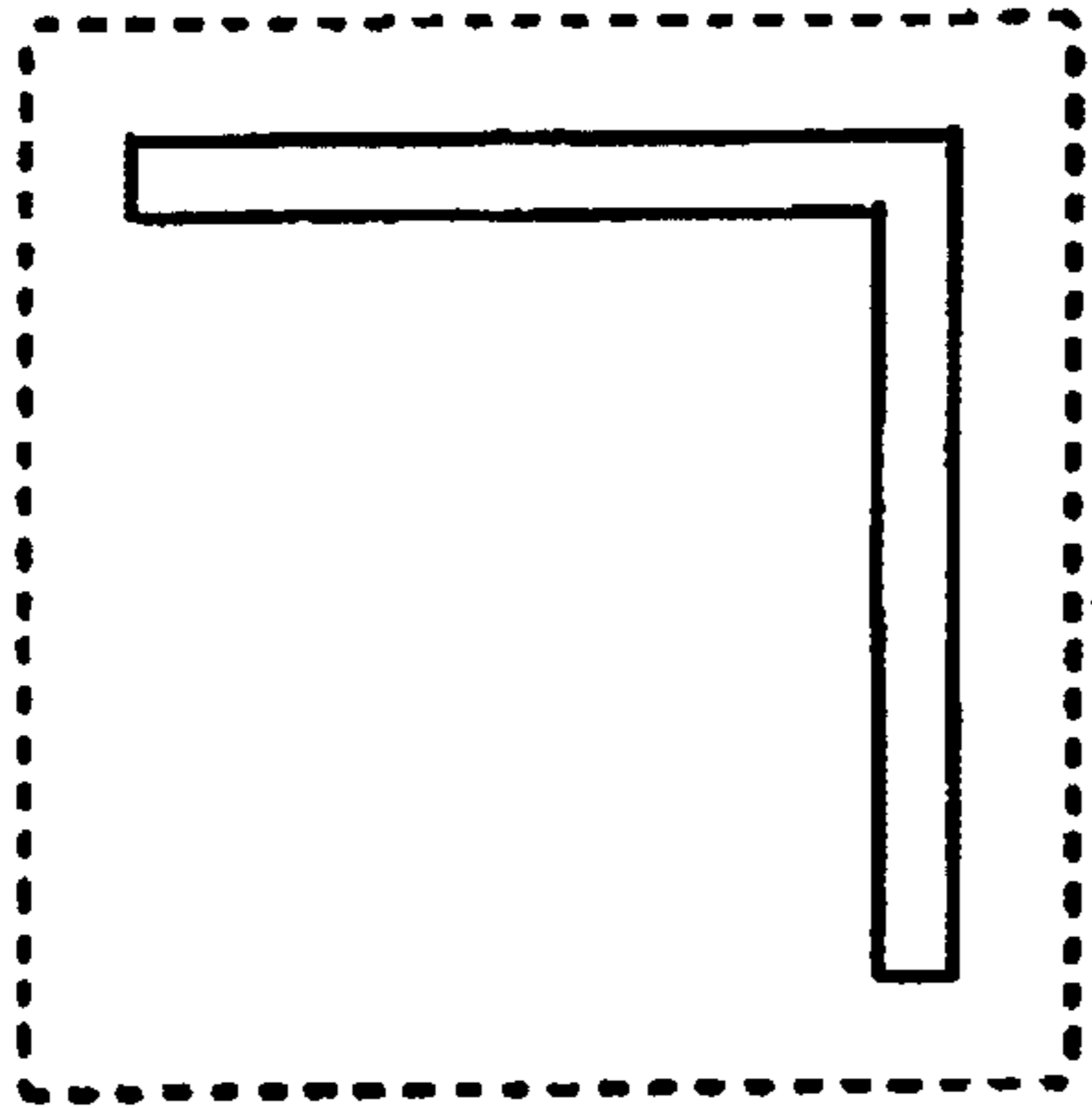


FIG. 1

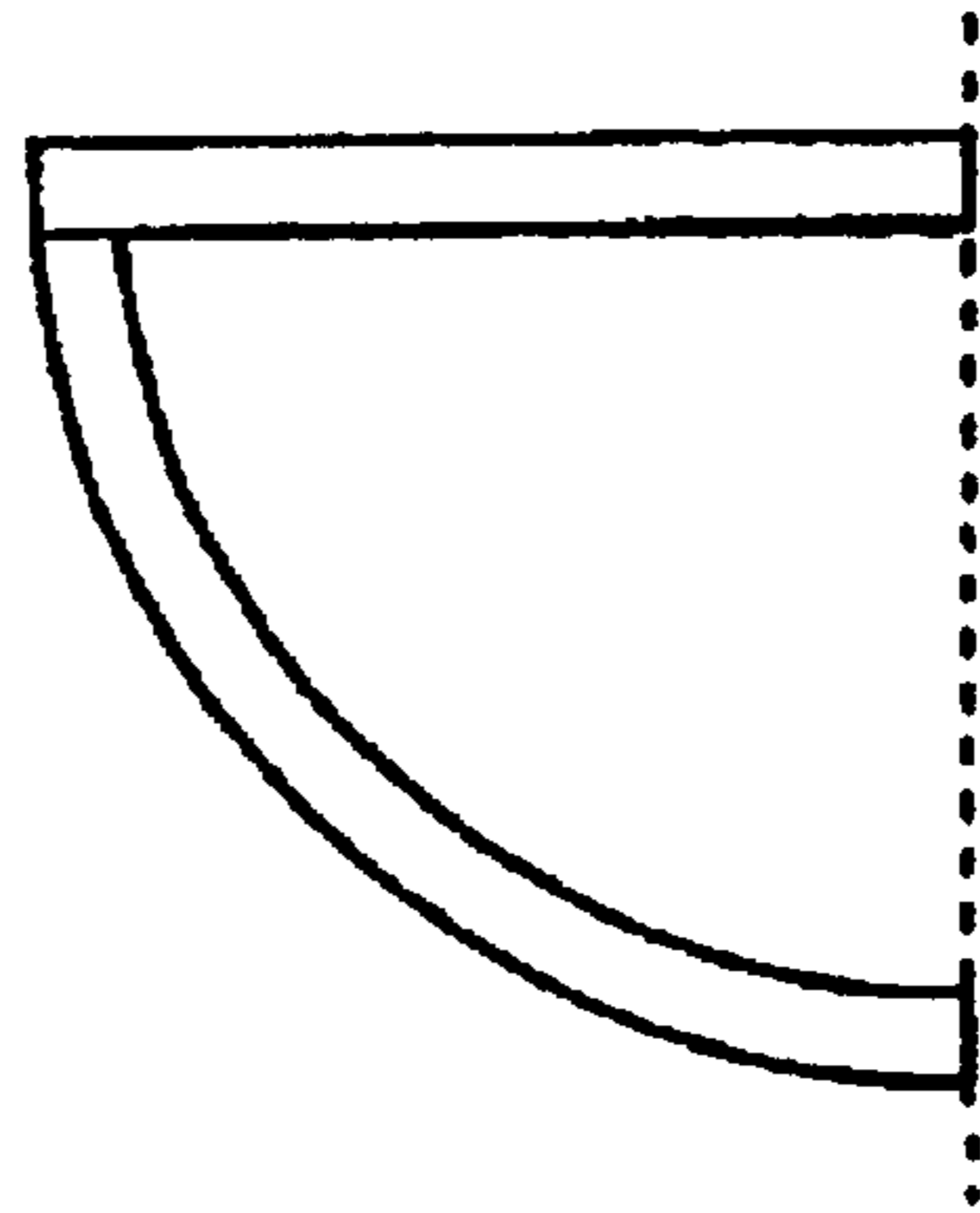


FIG. 2

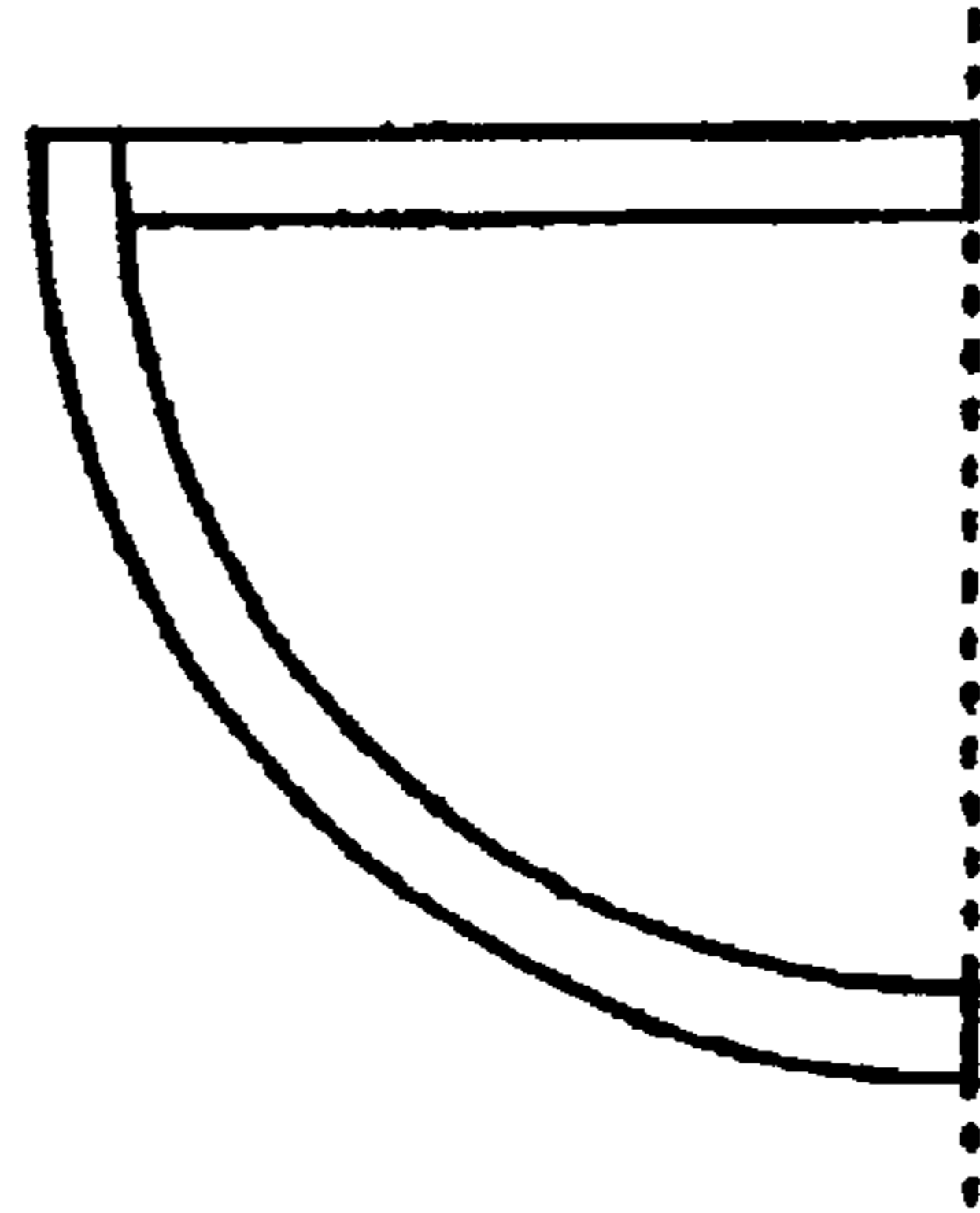


FIG. 3

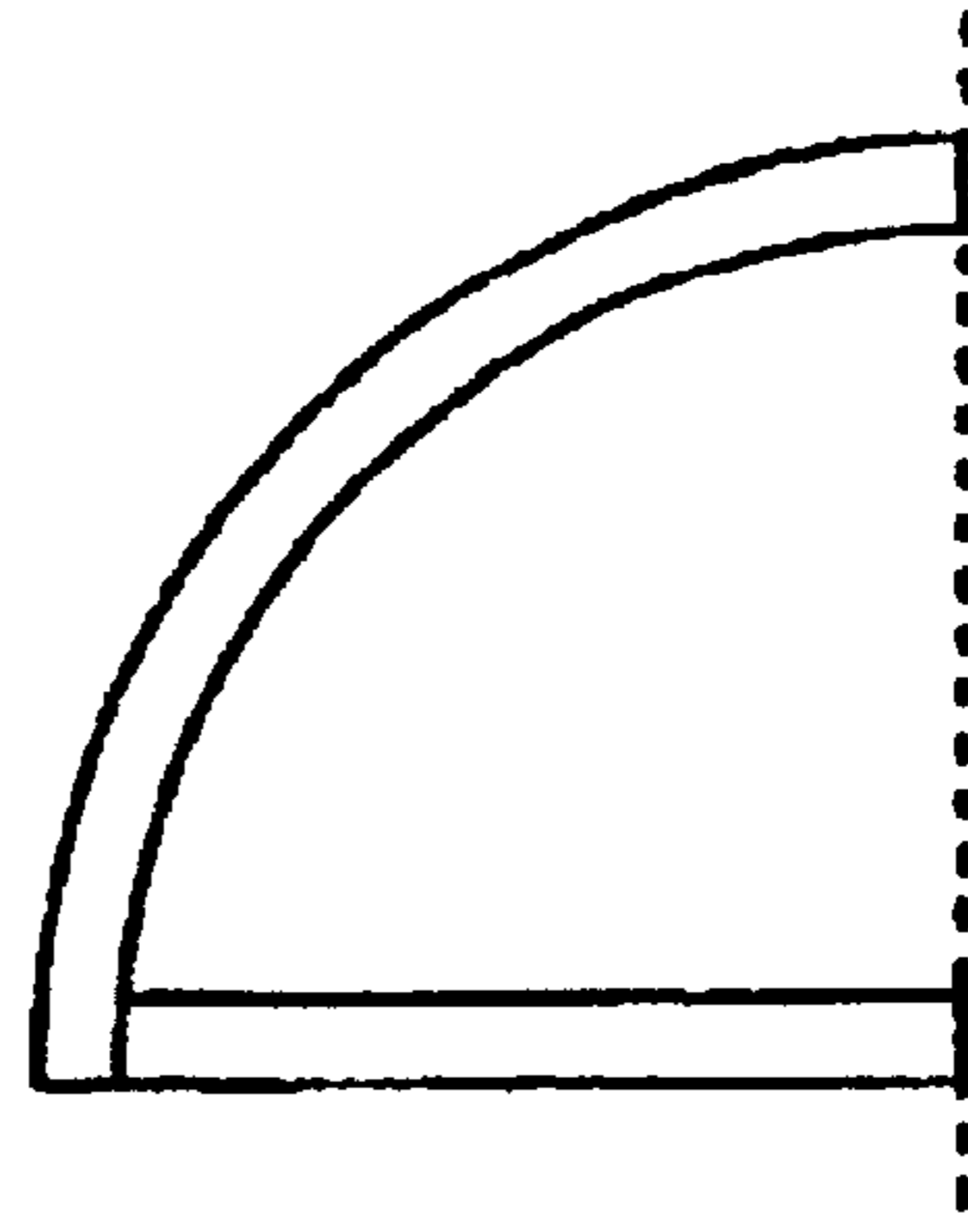


FIG. 4

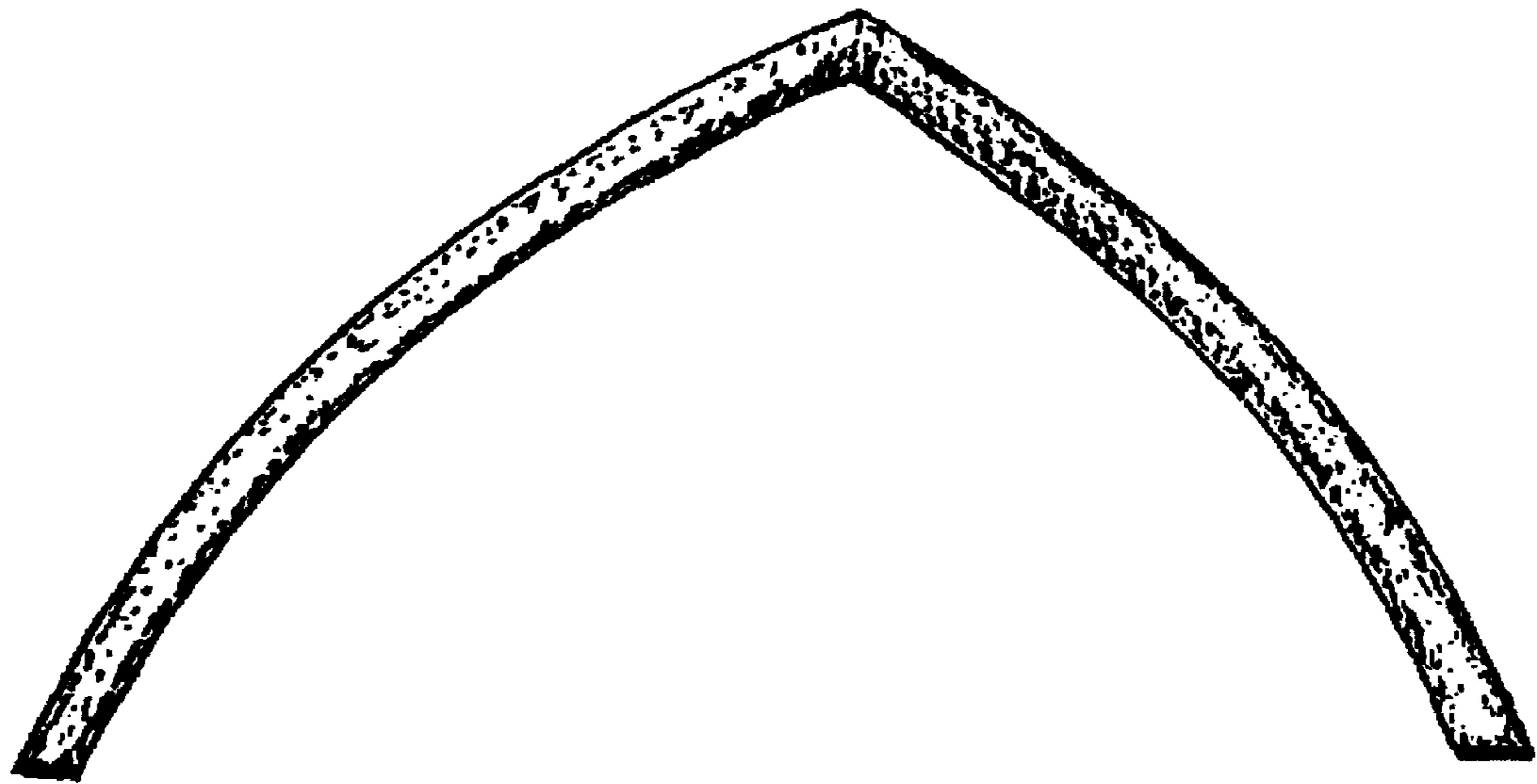


FIG. 5




FIG. 6

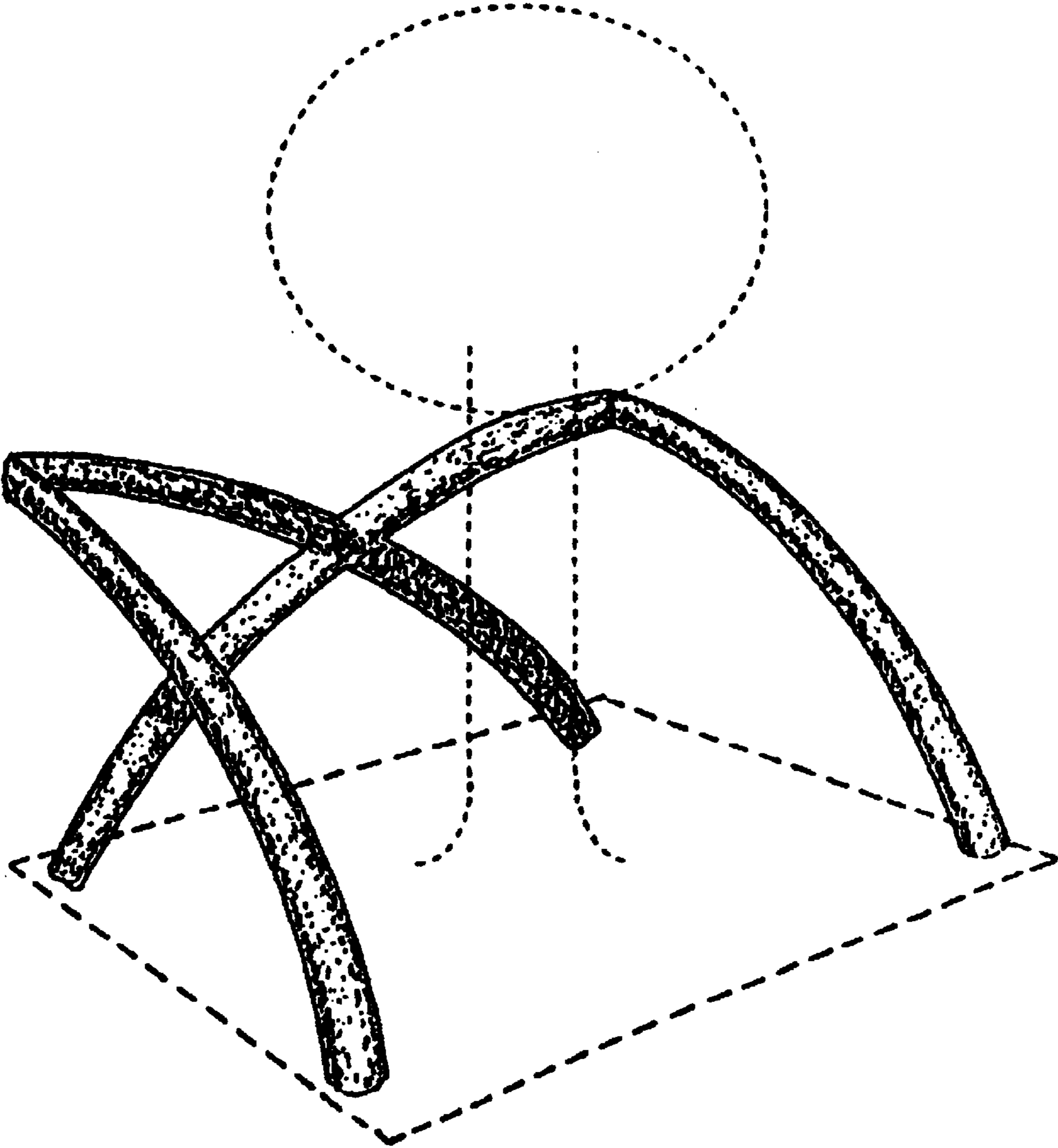


FIG. 7

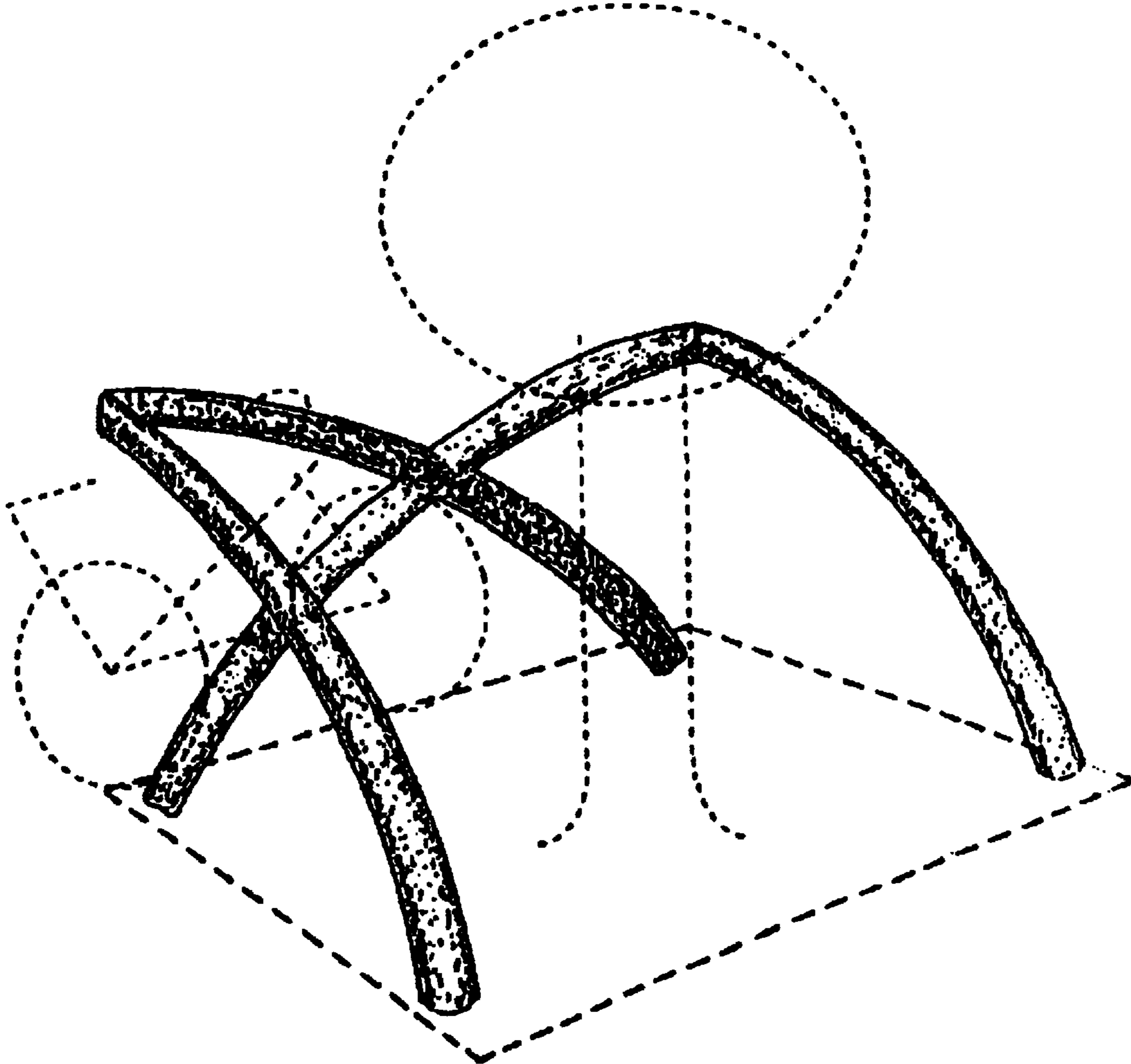


FIG. 8

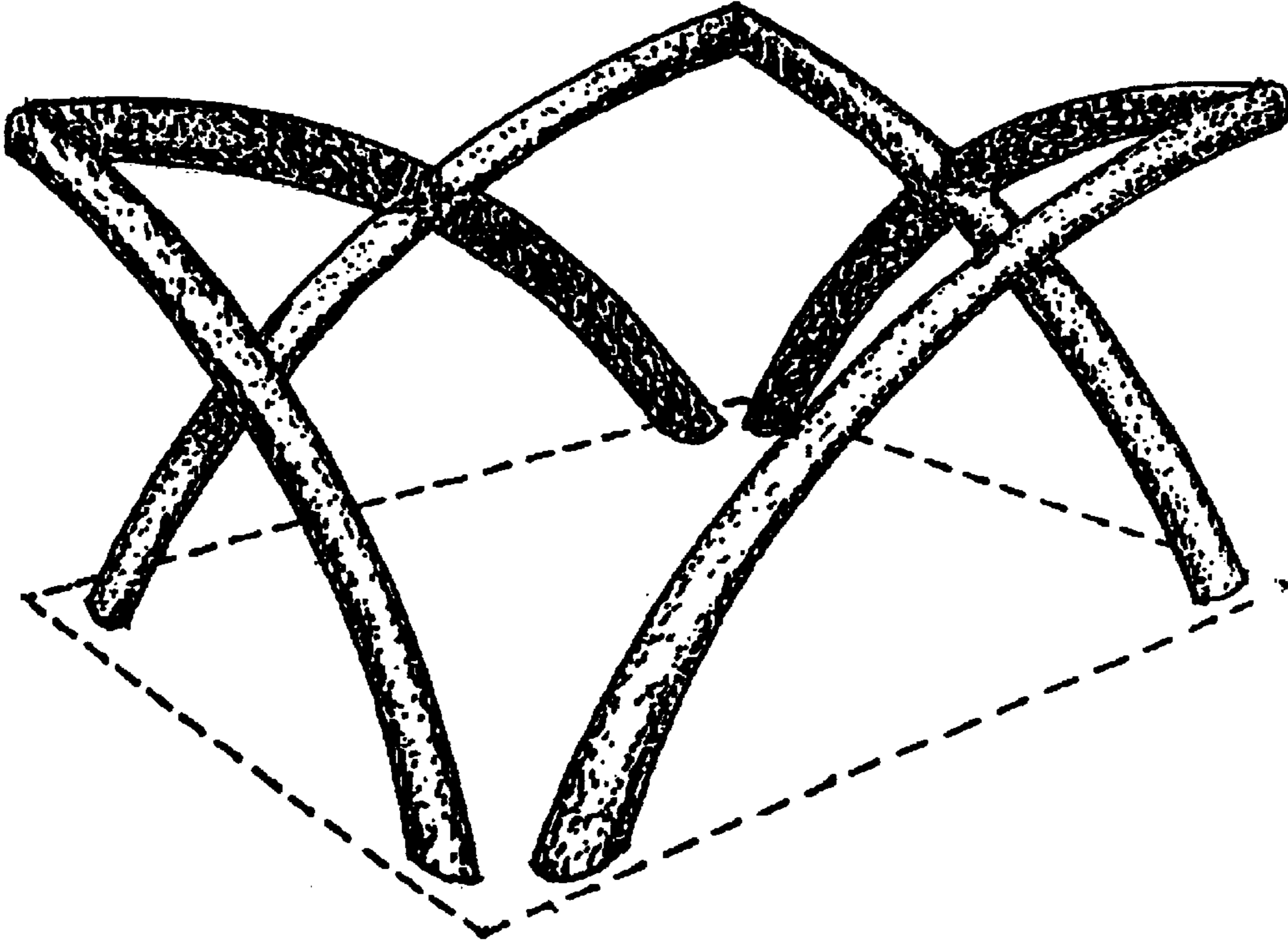


FIG. 9

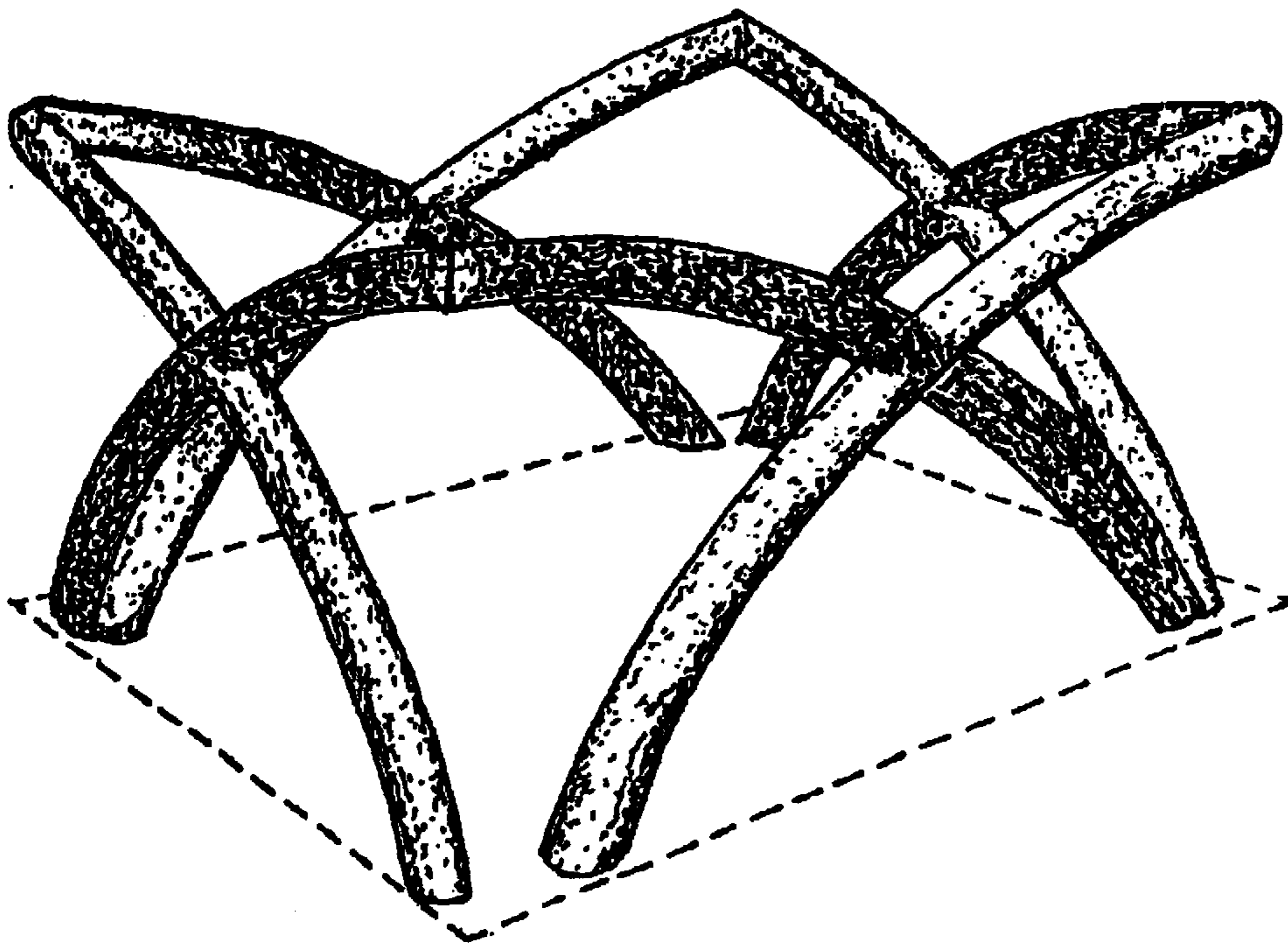


FIG. 10



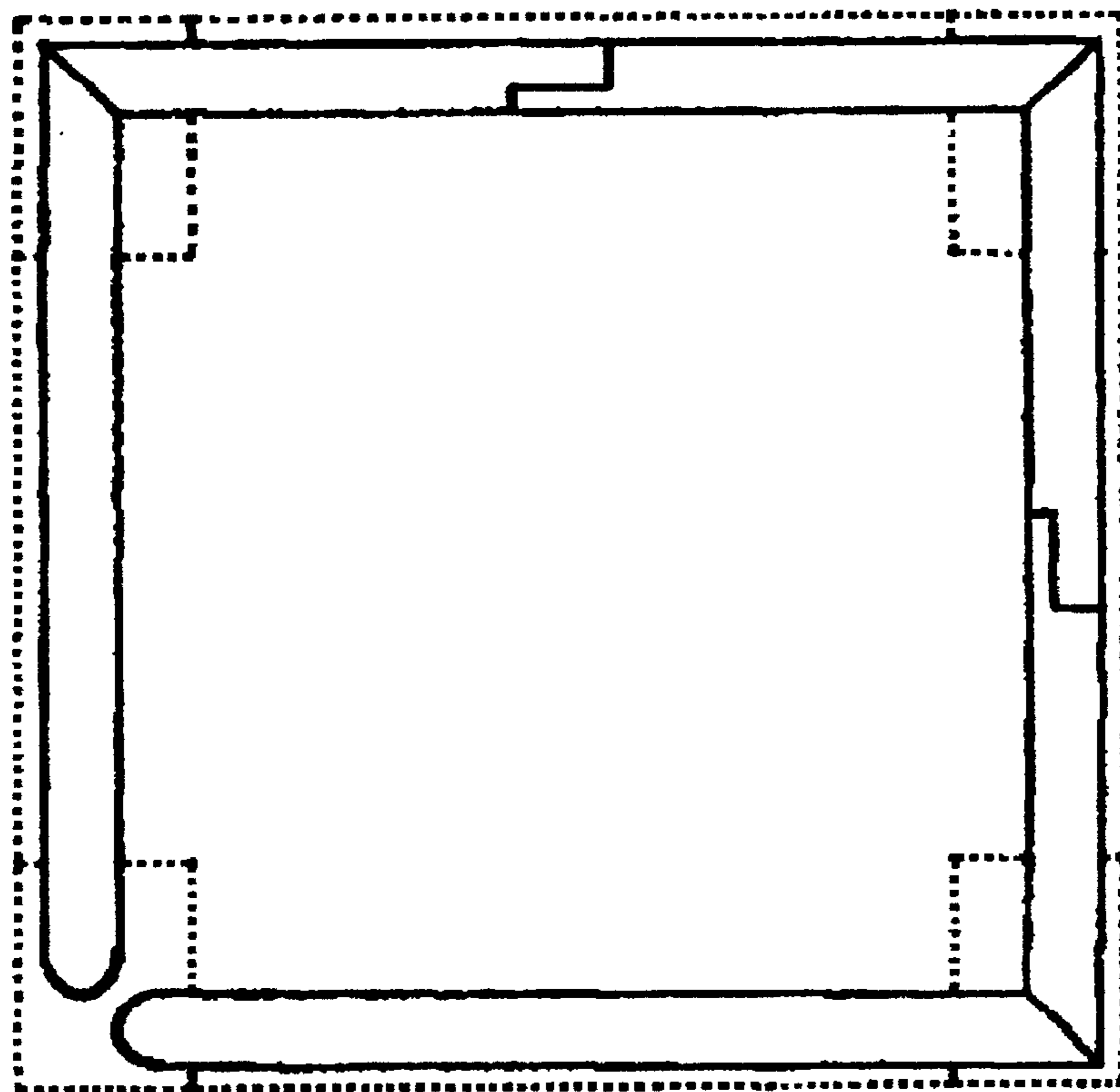


FIG. 11