



US00D518413S

(12) **United States Design Patent**
Berke et al.

(10) **Patent No.:** **US D518,413 S**

(45) **Date of Patent:** **** Apr. 4, 2006**

(54) **SEAT BELT SHIELD WITH ATTACHING CLIPS**

(75) Inventors: **Joseph J. Berke**, 3248 Interlaken, W. Bloomfield, MI (US) 48323; **James W. Grey**, Ortonville, MI (US)

(73) Assignee: **Joseph J. Berke**, West Bloomfield, MI (US)

(**) Term: **14 Years**

(21) Appl. No.: **29/228,504**

(22) Filed: **Apr. 25, 2005**

(51) **LOC (8) Cl.** **02-07**

(52) **U.S. Cl.** **D11/200; D2/639**

(58) **Field of Classification Search** D11/200, D11/201, 212, 218; D2/639; 2/460, 461; 297/482; 280/808

See application file for complete search history.

(56) **References Cited**

U.S. PATENT DOCUMENTS

4,741,574	A	*	5/1988	Weightman et al.	297/482
D300,581	S	*	4/1989	Berger et al.	D2/635
4,838,378	A	*	6/1989	Copes	280/808
D308,287	S	*	6/1990	Miller et al.	D2/639
D312,921	S	*	12/1990	Chang	D2/639
D317,829	S	*	7/1991	Willett et al.	D2/639

D335,472	S	*	5/1993	Ward	D11/201
D337,075	S	*	7/1993	Powell	D11/200
D338,552	S	*	8/1993	Carrico et al.	D2/639
D341,712	S	*	11/1993	Fulcher	D2/639
D343,284	S	*	1/1994	Jaramillo	D2/639
5,322,349	A	*	6/1994	Gianino	297/482
D365,912	S	*	1/1996	Fulcher et al.	D2/639
D369,671	S	*	5/1996	Gordon	D2/639
D387,187	S	*	12/1997	Connor et al.	D2/639
D387,887	S	*	12/1997	Jensen	D2/639
D442,351	S	*	5/2001	Moxey, Jr.	D2/639
D475,176	S	*	6/2003	Moxey, Jr.	D2/639

* cited by examiner

Primary Examiner—Ralf Seifert

(74) *Attorney, Agent, or Firm*—Alex Rhodes

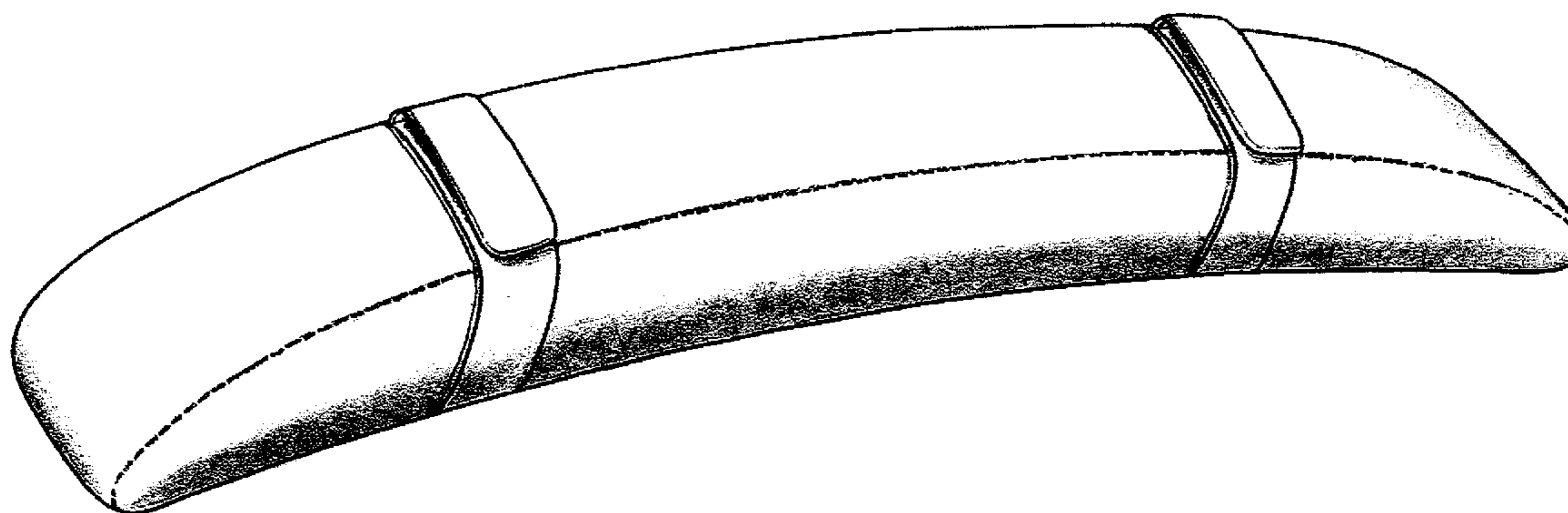
(57) **CLAIM**

The ornamental design for a seat belt shield with attaching clips, as shown and described.

DESCRIPTION

FIG. 1 is a bottom rear perspective view of a seat belt shield with attaching clips showing my new design; FIG. 2 is a top front perspective view; and, FIG. 3 is a perspective view shown in a position of use. It being understood that the broken lines of the seat belt and environmental matter in FIG. 3 are for illustrative purposes only and form no part of the claimed design.

1 Claim, 1 Drawing Sheet



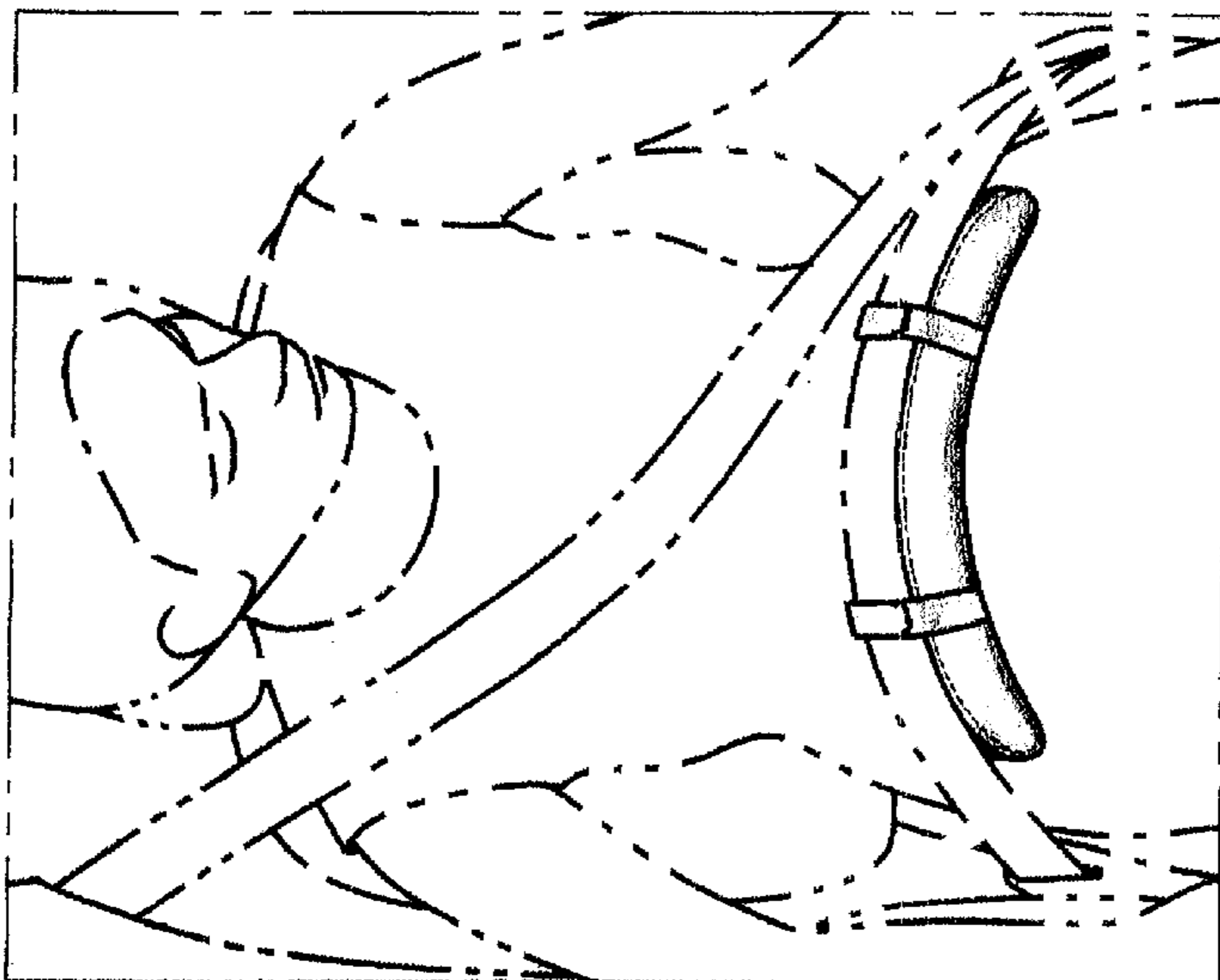


FIG. 3

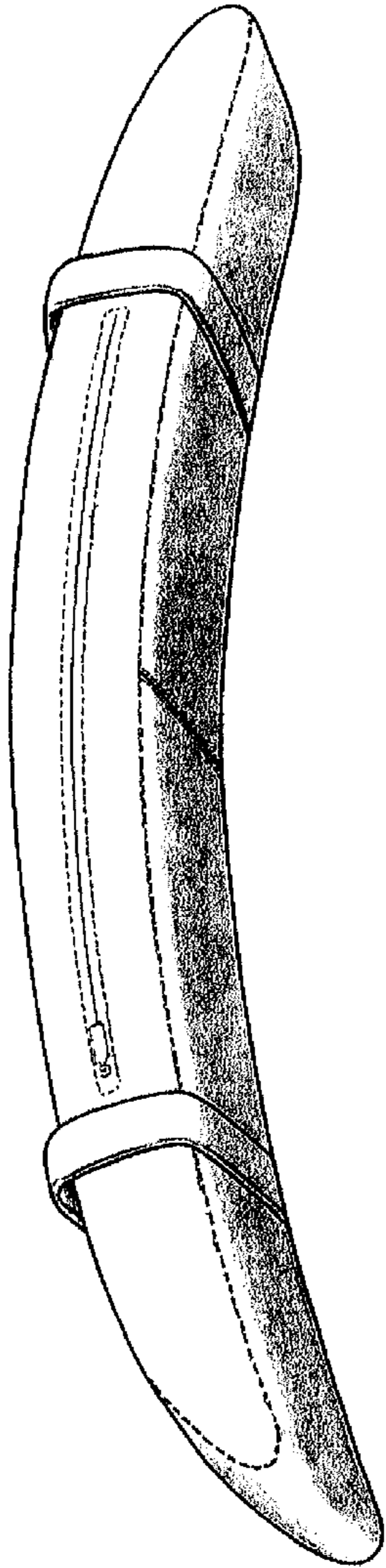


FIG. 2

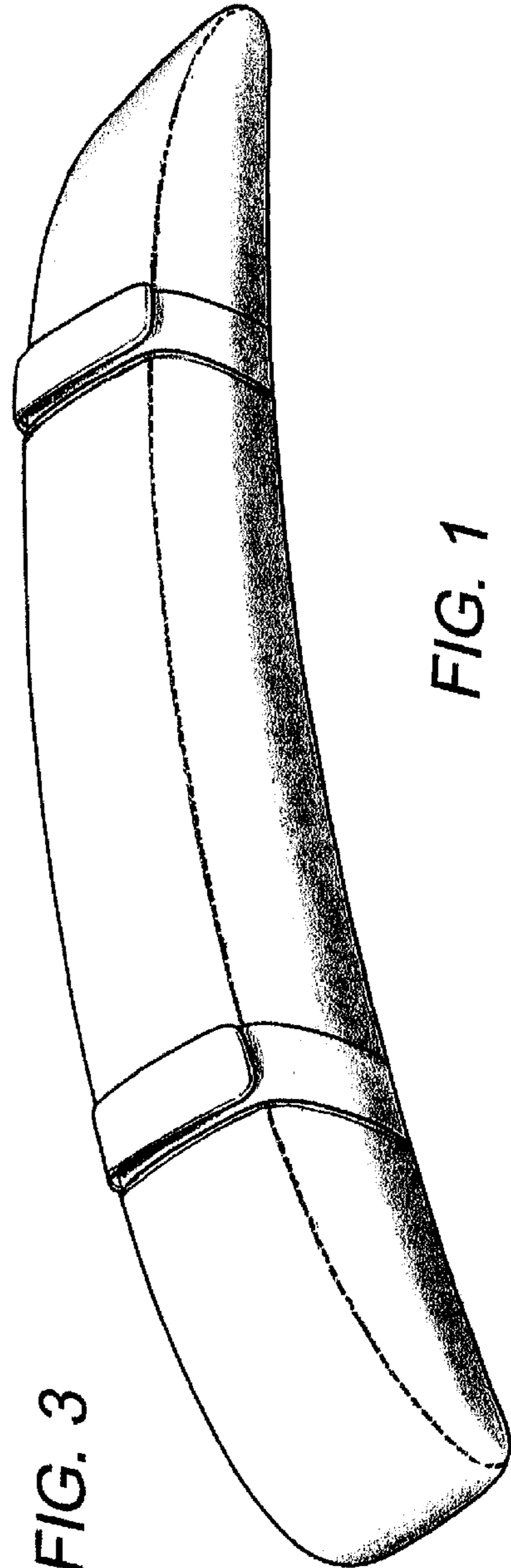


FIG. 1