



US00D518407S

(12) **United States Design Patent**
Stern

(10) **Patent No.:** **US D518,407 S**

(45) **Date of Patent:** **** Apr. 4, 2006**

(54) **FASHION JEWELRY EYEGGLASS CLASP**

(76) **Inventor:** **Rebecca Sharp Stern**, Ticchiena di
Sopra, Anghiari AR (IT), 2031

(**) **Term:** **14 Years**

(21) **Appl. No.:** **29/228,956**

(22) **Filed:** **Apr. 29, 2005**

(51) **LOC (8) Cl.** **11-01**

(52) **U.S. Cl.** **D11/86**

(58) **Field of Classification Search** D11/1-2,
D11/7, 40-44, 46-49, 53, 56-57, 59-61,
D11/63, 65, 79-83, 86-87, 89, 90, 99-101,
D11/106, 114-116, 200-201; 63/1.11, 18-20;
D3/207-211

See application file for complete search history.

(56) **References Cited**

U.S. PATENT DOCUMENTS

865,531	A	*	9/1907	Robinson	24/115	R
D140,109	S	*	1/1945	Pierce	D11/2	
3,364,500	A	*	1/1968	Fox	2/150	
D251,478	S	*	4/1979	Boden	D8/383	
D297,304	S	*	8/1988	Ito et al.	D8/383	
D309,619	S	*	7/1990	Kalbach	D16/339	
D310,166	S	*	8/1990	Fildan	D8/383	
D354,759	S	*	1/1995	Wolf	D16/339	
D354,760	S	*	1/1995	Wolf	D16/339	
D367,222	S	*	2/1996	Ikeda	D8/383	
D371,154	S	*	6/1996	Kalbach	D16/339	
6,070,303	A	*	6/2000	Macy et al.	24/3.3	

D435,265	S	*	12/2000	Landis et al.	D16/339	
6,513,171	B1	*	2/2003	Soper	2/436	
D473,456	S	*	4/2003	Rodriguez, Jr.	D8/395	
D486,174	S	*	2/2004	Chisolm	D16/339	
6,764,177	B1	*	7/2004	Chisolm	351/157	

* cited by examiner

Primary Examiner—Ralf Seifert

(74) *Attorney, Agent, or Firm*—Charles E. Graves

(57) **CLAIM**

The ornamental design for a fashion jewelry eyeglass clasp, as shown and described.

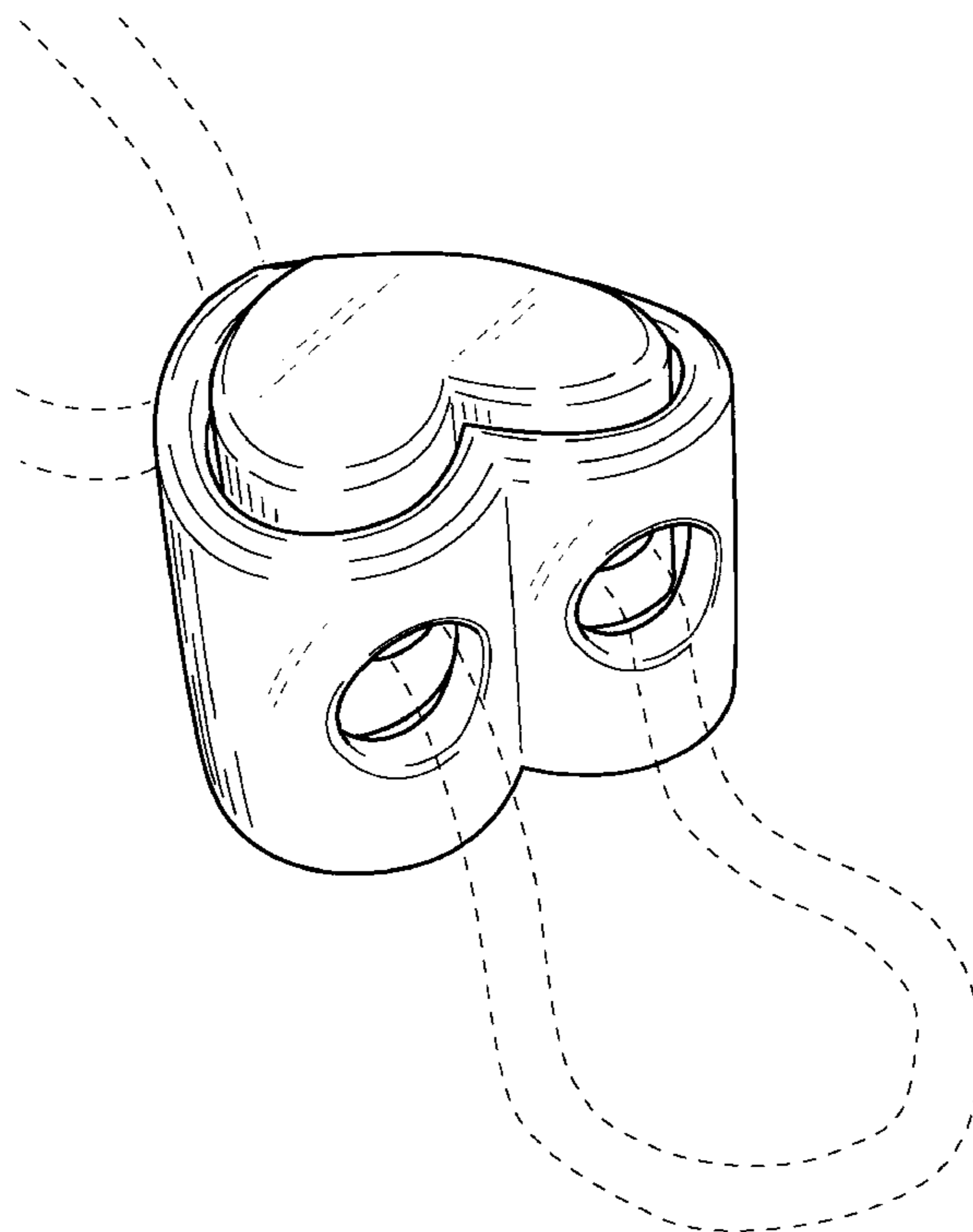
DESCRIPTION

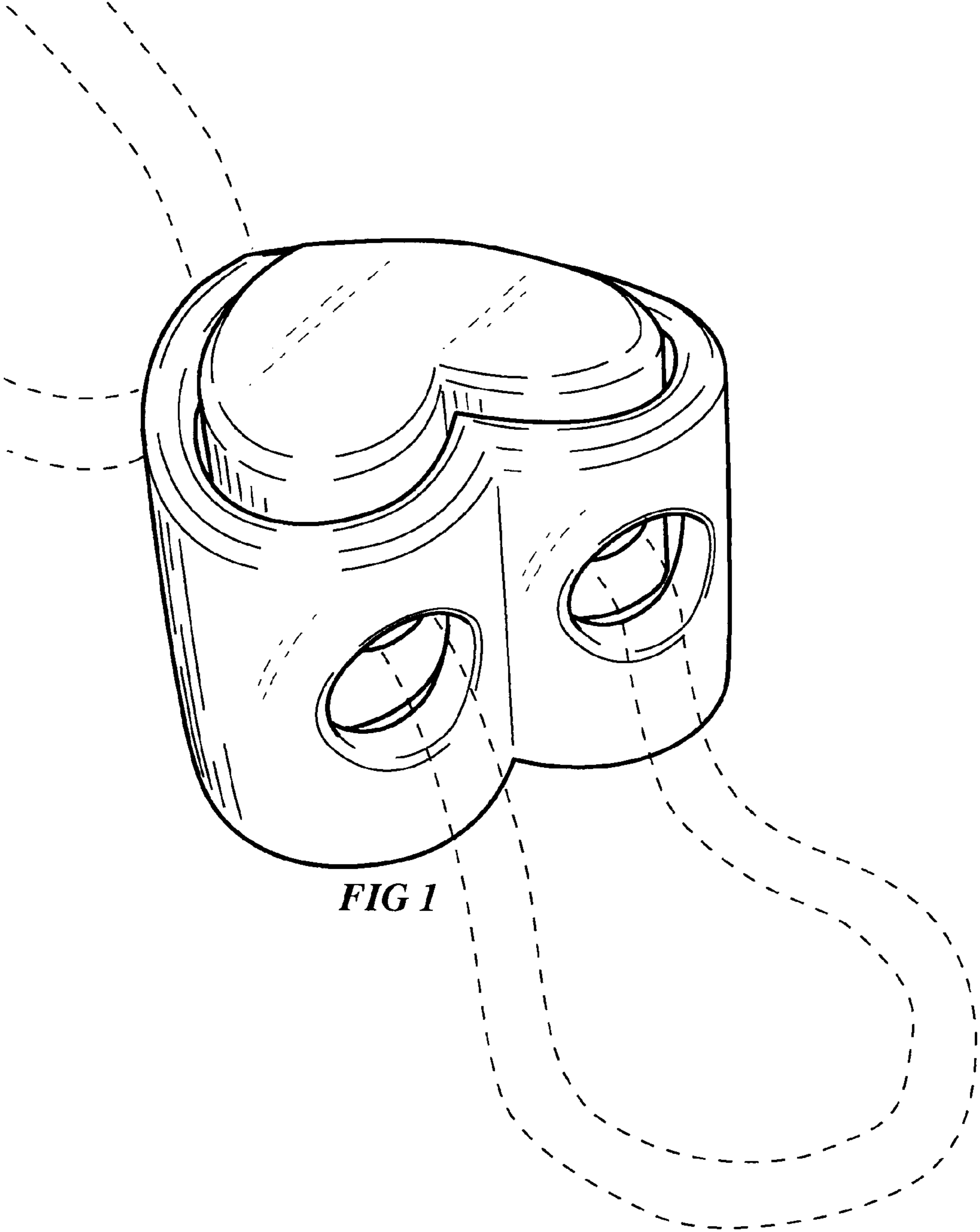
The article is a 2-piece necklace clasp serving equally as a decorative fashion jewelry piece. The article mounts on the two sides of a necklace looped around the user's neck. The article can slide or be fixed in position along the two necklace sides to present various stylistic impressions as an item of jewelry. As an eyeglass clasp, the article is positioned to form a tight loop at the pendent point of the necklace, for securely holding a temple piece of an eyeglass frame.

FIG. 1 is a perspective view of a fashion jewelry eyeglass clasp showing my new design; FIG. 2 is a top plan view; and, FIG. 3 is a bottom plan view.

It being understood that the broken line showing of a necklace in FIG. 1 is for illustrative purposes only and forms no part of the claimed design.

1 Claim, 2 Drawing Sheets








FIG 2




FIG 3