



US00D518405S

(12) **United States Design Patent**
Stern

(10) **Patent No.:** **US D518,405 S**

(45) **Date of Patent:** **** Apr. 4, 2006**

(54) **FASHION JEWELRY EYEGLASS CLASP**

(76) **Inventor:** **Rebecca Sharp Stern**, Ticchiena di
Sopra, Anghiari AR (IT), 52031

(**) **Term:** **14 Years**

(21) **Appl. No.:** **29/228,942**

(22) **Filed:** **Apr. 29, 2005**

(51) **LOC (8) Cl.** **11-01**

(52) **U.S. Cl.** **D11/86**

(58) **Field of Classification Search** D11/1-2,
D11/7, 40-44, 46-49, 53, 56-57, 59-61,
D11/63, 65, 79-83, 86-87, 89, 90, 99-101,
D11/106, 114-116, 200-201; 224/604; 63/1.11,
63/18-20; D16/330, 339, 341; D3/207-211;
24/3.3

See application file for complete search history.

(56) **References Cited**

U.S. PATENT DOCUMENTS

| | | | | | | | |
|-----------|---|---|--------|-------------|-------|---------|---|
| 865,531 | A | * | 9/1907 | Robinson | | 24/115 | R |
| D140,109 | S | * | 1/1945 | Pierce | | D11/2 | |
| 3,364,500 | A | * | 1/1968 | Fox | | 2/150 | |
| D251,478 | S | * | 4/1979 | Boden | | D8/383 | |
| D297,304 | S | * | 8/1988 | Ito et al. | | D8/383 | |
| D309,619 | S | * | 7/1990 | Kalbach | | D16/339 | |
| D310,166 | S | * | 8/1990 | Fildan | | D8/383 | |
| D354,759 | S | * | 1/1995 | Wolff | | D16/339 | |
| D354,760 | S | * | 1/1995 | Wolff | | D16/339 | |
| D367,222 | S | * | 2/1996 | Ikeda | | D8/383 | |
| D371,154 | S | * | 6/1996 | Kalbach | | D16/339 | |
| 6,070,303 | A | * | 6/2000 | Macy et al. | | 24/3.3 | |

| | | | | | | | |
|-----------|----|---|---------|----------------|-------|---------|--|
| D435,265 | S | * | 12/2000 | Landis et al. | | D16/339 | |
| 6,513,171 | B1 | * | 2/2003 | Soper | | 2/436 | |
| D473,456 | S | * | 4/2003 | Rodriguez, Jr. | | D8/395 | |
| D486,174 | S | * | 2/2004 | Chisolm | | D16/339 | |
| 6,764,177 | B1 | * | 7/2004 | Chisolm | | 351/157 | |

* cited by examiner

Primary Examiner—Ralf Seifert

(74) *Attorney, Agent, or Firm*—Charles E. Graves

(57) **CLAIM**

The ornamental design for a fashion jewelry eyeglass clasp, as shown and described.

DESCRIPTION

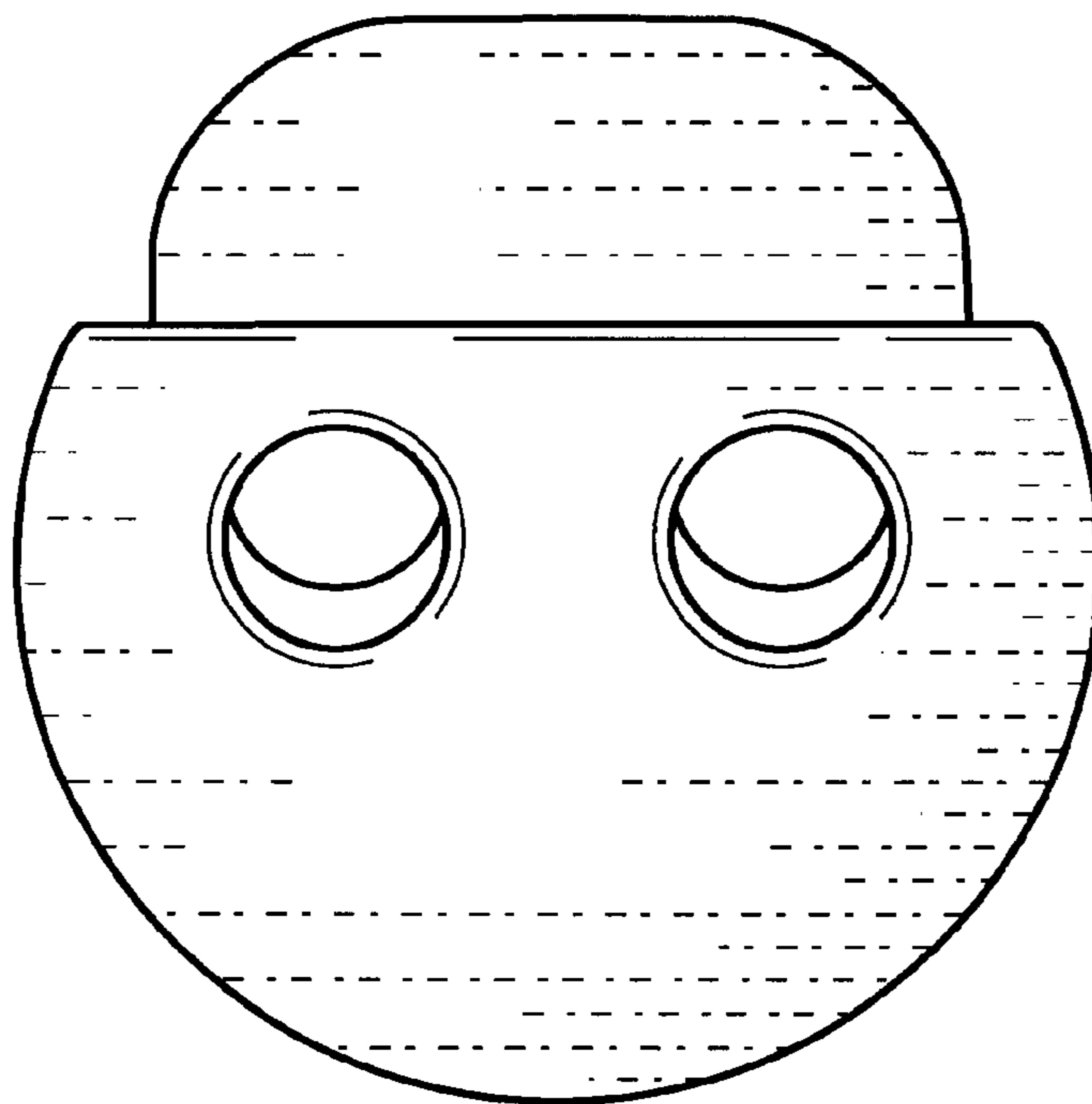
The article is a 2-piece necklace clasp serving equally as a decorative fashion jewelry piece. The article mounts on the two sides of a necklace looped around the user's neck. The article can slide or be fixed in position along the two necklace sides to present various stylistic impressions as an item of jewelry. As an eyeglass clasp, the article is positioned to form a tight loop at the pendent point of the necklace, for securely holding a temple piece of an eyeglass frame.

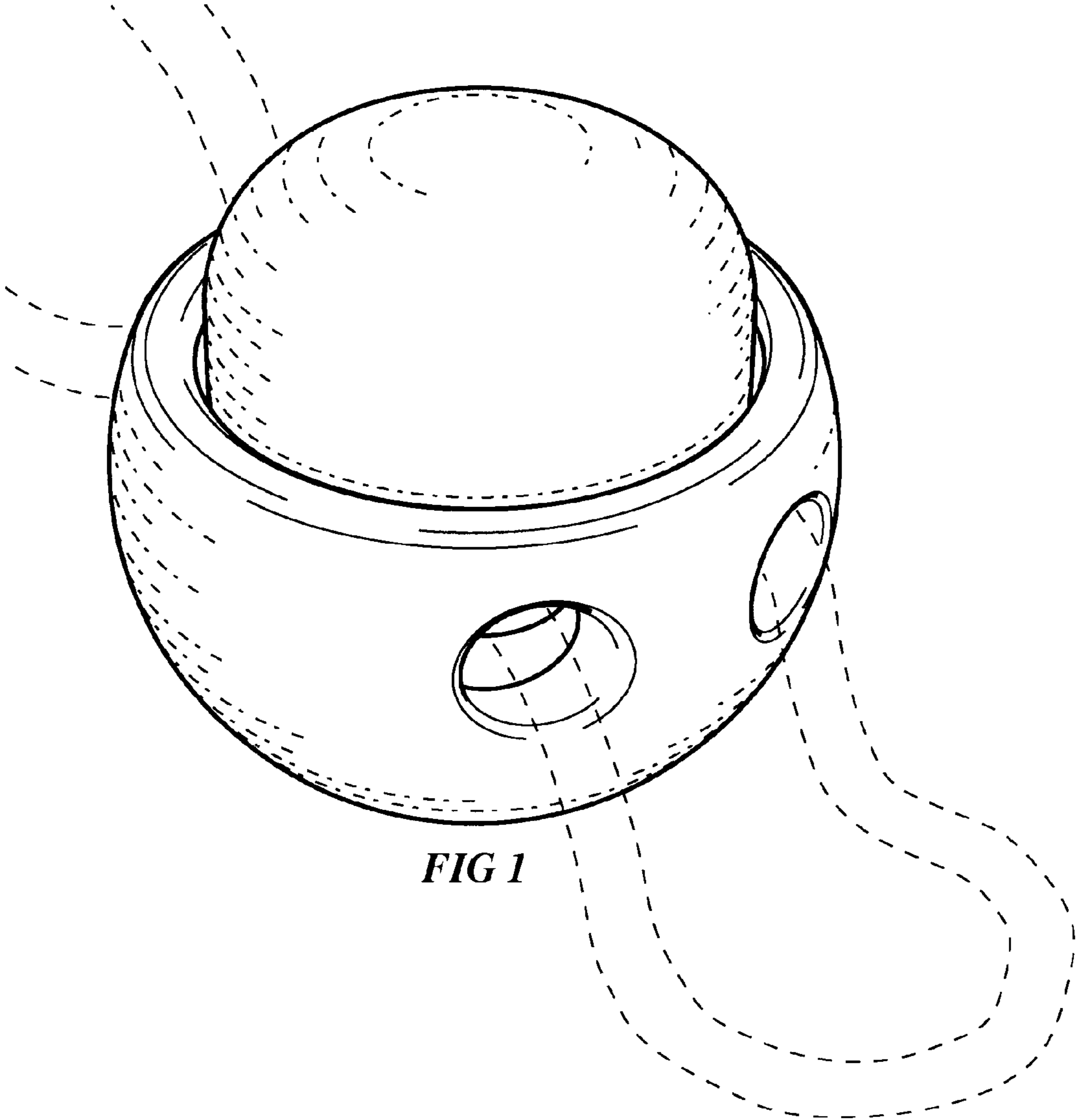
FIG. 1 is a perspective view of a fashion jewelry eyeglass clasp showing my new design, the opposite side being identical; and,

FIG. 2 is a front elevational view, the opposite side view being identical.

It being understood that the broken line showing of a necklace in FIG. 1 is for illustrative purposes only and forms no part of the claimed design.

1 Claim, 2 Drawing Sheets





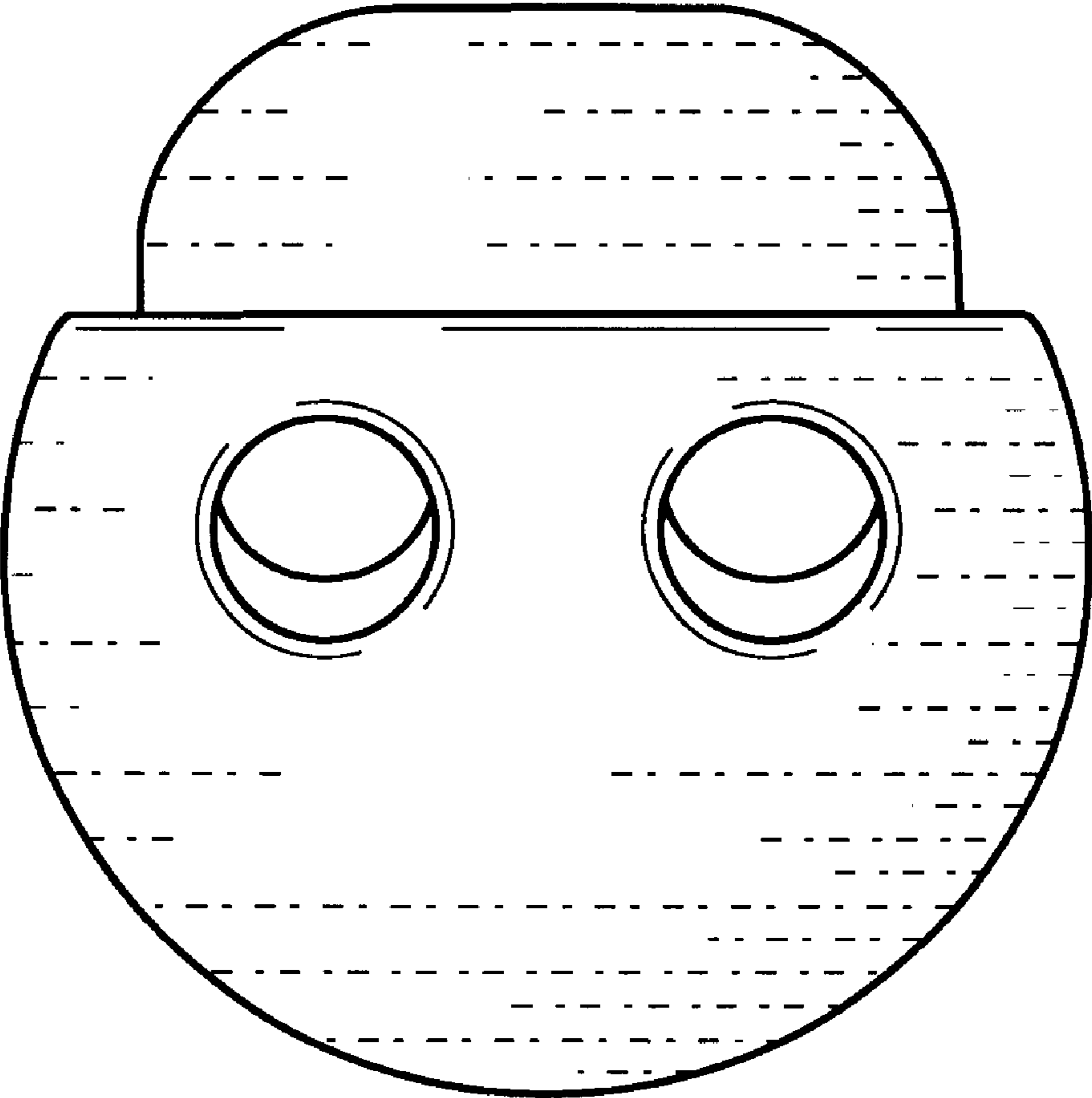


FIG 2