



US00D518398S

(12) **United States Design Patent**
Kesselman

(10) **Patent No.:** **US D518,398 S**

(45) **Date of Patent:** **** Apr. 4, 2006**

(54) **CONVERTIBLE SCALE**

D505,348 S * 5/2005 Lee D10/91

(76) Inventor: **Joshua D. Kesselman**, 2515 S. W.
Drive, Vancouver, BC (CA), V6P 6C3

* cited by examiner

(**) Term: **14 Years**

Primary Examiner—Antoine D. Davis
(74) *Attorney, Agent, or Firm*—Christine Q. McLeod;
Beusse Brownlee Wolter Mora & Maire

(21) Appl. No.: **29/213,676**

(57) **CLAIM**

(22) Filed: **Sep. 21, 2004**

The ornamental design for a convertible scale, as shown and described.

(51) **LOC (8) Cl.** **10-04**

(52) **U.S. Cl.** **D10/91**

(58) **Field of Classification Search** D10/91;
177/210 C, 210 R, 238–245, DIG. 3, DIG. 25,
177/DIG. 30, 229

DESCRIPTION

See application file for complete search history.

FIG. 1 is a front right perspective view of a convertible scale hereof in a closed position, the left side being a mirror image thereof;

(56) **References Cited**


U.S. PATENT DOCUMENTS

- D455,092 S * 4/2002 Kesselman D10/91
- D472,833 S * 4/2003 Thadani D10/91
- D489,635 S * 5/2004 Thadani D10/91
- D505,089 S * 5/2005 Thadani D10/91

FIG. 2 is a front right perspective view of a convertible scale hereof in an open position, the left side being a mirror image thereof; and,

FIG. 3 is a right side perspective view of a convertible scale hereof in a closed position, the left side being a mirror image thereof.

1 Claim, 3 Drawing Sheets






FIG. 1

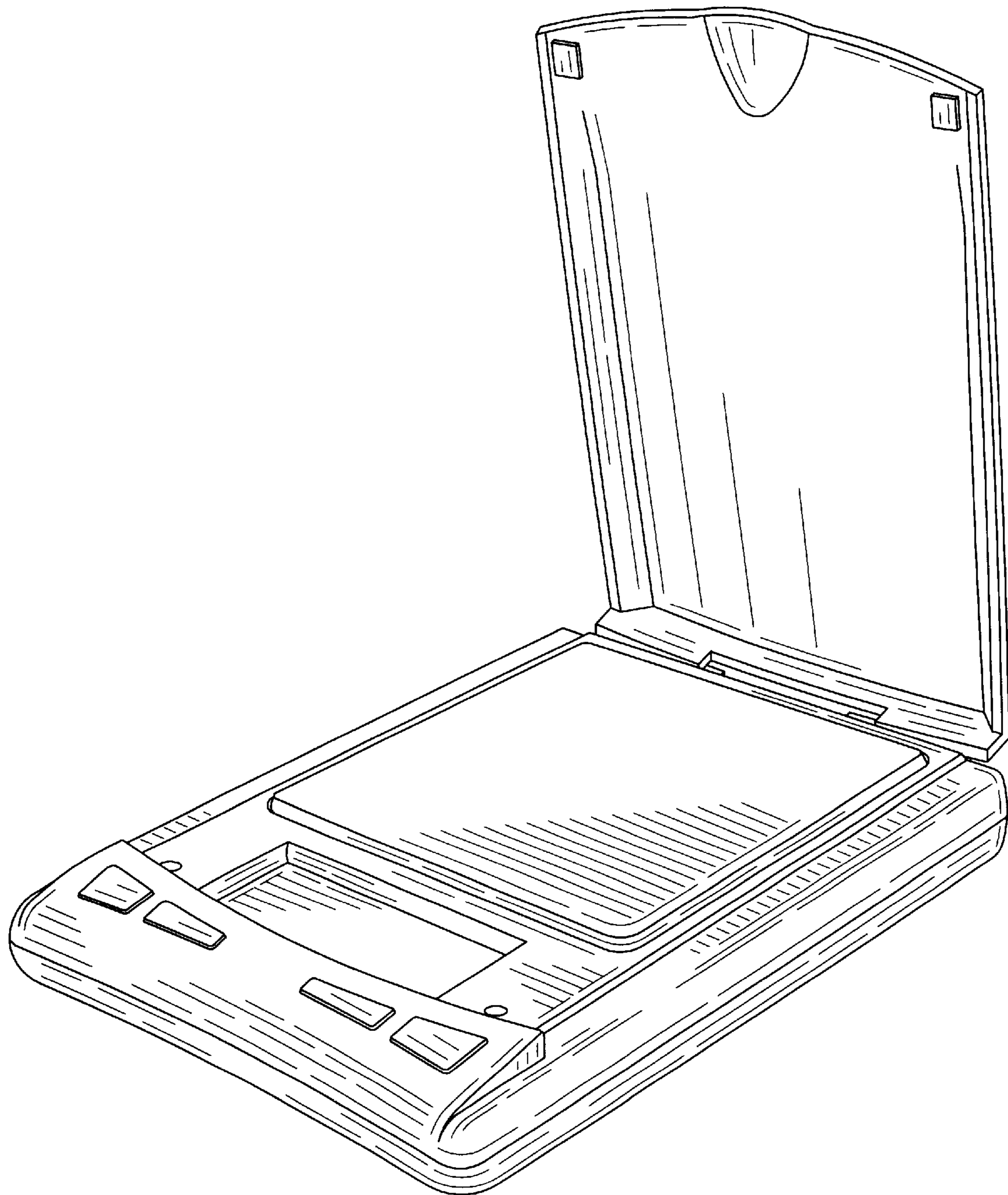


FIG. 2

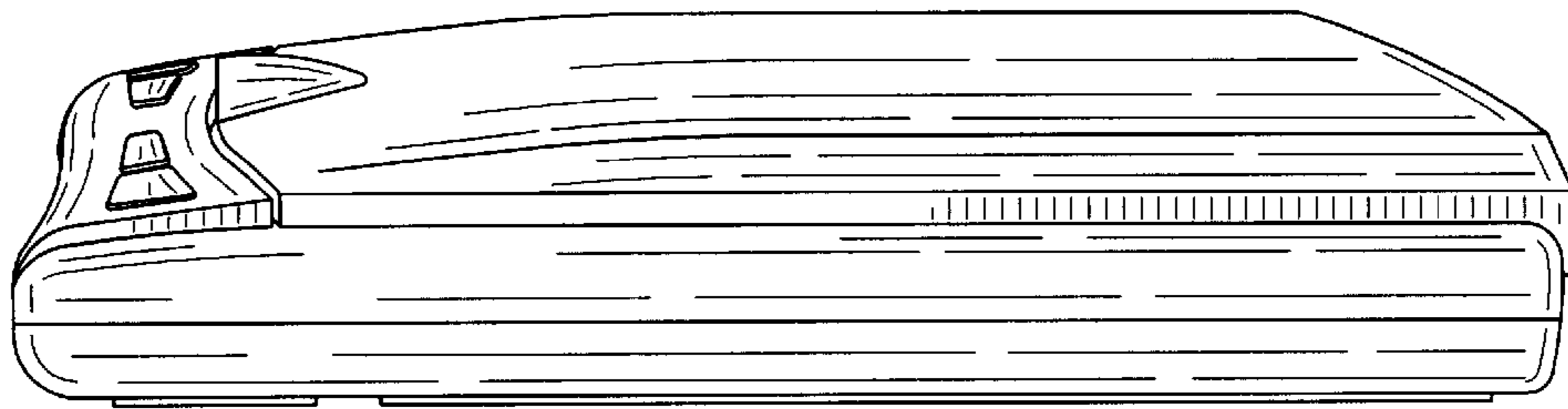


FIG. 3