



US00D518388S

(12) **United States Design Patent**
Bitetto

(10) **Patent No.:** **US D518,388 S**
(45) **Date of Patent:** **** Apr. 4, 2006**

(54) **WATCH**

D474,118 S * 5/2003 Monachon D10/32
D490,719 S * 6/2004 Schoepfer D10/32

(75) Inventor: **Francesco Bitetto**, Valenzano (IT)

(73) Assignee: **Time Force Europe SpA**, Bari (IT)

(**) Term: **14 Years**

(21) Appl. No.: **29/218,756**

(22) Filed: **Dec. 7, 2004**

(30) **Foreign Application Priority Data**

Oct. 14, 2004 (EM) 000239314

(51) **LOC (8) Cl.** **10-02**

(52) **U.S. Cl.** **D10/31; D10/39**

(58) **Field of Classification Search** D10/30-39,
D10/122-132; D11/3-25; 368/280-283,
368/82-84, 28-30, 239-242, 276-278, 228-236,
368/285, 223, 238, 113, 294, 295, 80, 110;
224/164, 168

See application file for complete search history.

(56) **References Cited**

U.S. PATENT DOCUMENTS

- 2,955,357 A * 10/1960 Uebelhardt 33/272
- D358,101 S * 5/1995 Scheufele D10/32
- 5,473,580 A * 12/1995 Gilomen et al. 368/28
- 5,479,381 A * 12/1995 Goldenberg et al. 368/282
- D386,698 S * 11/1997 Giardiello D10/39
- D388,204 S * 12/1997 Oba D10/39
- D415,043 S * 10/1999 Fichter D10/39
- D415,694 S * 10/1999 Fichter D10/30
- D436,319 S * 1/2001 Giardiello D10/39

OTHER PUBLICATIONS

European Jeweler, Feb., 1983, p. 94, watch No. 3.*
Gray & Sons, Oct., 2003, p. 18, watches, [retrieved Jul. 5, 2005]. Retrieved from internet using Google Advanced catalog search, <URL:www.grayand sons.com>.*

* cited by examiner

Primary Examiner—Lucy Lieberman

(74) *Attorney, Agent, or Firm*—Akin Gump Strauss Hauer & Feld, LLP

(57) **CLAIM**

The ornamental design for a watch, as shown and described.

DESCRIPTION

FIG. 1 is a front view of the watch in accordance with my new design;
FIG. 2 is a side view of the watch as seen from the left side of FIG. 1;
FIG. 3 is a side view of the watch as seen from the right side of FIG. 1;
FIG. 4 is a back view of the watch of FIG. 1;
FIG. 5 is a top view of the watch of FIG. 1;
FIG. 6 is a bottom view of the watch of FIG. 1;
FIG. 7 is a front-perspective view of the watch of FIG. 1; and,
FIG. 8 is a back-perspective view of the watch of FIG. 1.

1 Claim, 8 Drawing Sheets



Fig. 1



Fig. 2




Fig. 3




Fig. 4




Fig. 5




Fig. 6




Fig. 7



Fig. 8

