



US00D518385S

(12) **United States Design Patent**
Leung

(10) **Patent No.:** **US D518,385 S**

(45) **Date of Patent:** **** Apr. 4, 2006**

(54) **TIMEPIECE**

(75) Inventor: **T. S. Leung**, Fotan (HK)

(73) Assignee: **SDI Technologies**, Rahway, NJ (US)

(**) Term: **14 Years**

(21) Appl. No.: **29/207,493**

(22) Filed: **Jun. 15, 2004**

(51) **LOC (8) Cl.** **10-01**

(52) **U.S. Cl.** **D10/6; D10/15; D10/40**

(58) **Field of Classification Search** D10/40,
D10/41, 1-29, 122-132, 33; 368/96-100,
368/107-121, 285, 286, 316, 317, 294, 10,
368/82-84, 28-30, 239-242, 276-278, 280,
368/284

See application file for complete search history.

(56) **References Cited**

U.S. PATENT DOCUMENTS

- D55,019 S * 5/1920 Bennet D10/23
- D62,839 S * 8/1923 McDaniel D10/2
- D91,101 S * 11/1933 Covone D10/6
- D107,943 S * 1/1938 Bloom D10/33

- D211,894 S * 8/1968 Tokar D10/5
- D274,606 S * 7/1984 Mermelstein D10/8
- D274,989 S * 8/1984 Mermelstein D10/9
- D383,395 S * 9/1997 Giesbrecht D10/6
- D483,068 S * 12/2003 Magee D19/78
- D505,339 S * 5/2005 Lui D10/6

* cited by examiner

Primary Examiner—Lucy Lieberman

(74) *Attorney, Agent, or Firm*—Amster, Rothstein & Bernstein

(57) **CLAIM**

The ornamental design for a timepiece, as shown and described.

DESCRIPTION

FIG. 1. is front elevational view of the timepiece showing my new design;
 FIG. 2 is a right side elevation of the timepiece, the left side elevation is a mirror image thereof;
 FIG. 3. is a top plan view thereof;
 FIG. 4. is a back elevational view thereof; and,
 FIG. 5. is a bottom plan view thereof.

1 Claim, 3 Drawing Sheets




FIG. 1




FIG. 2

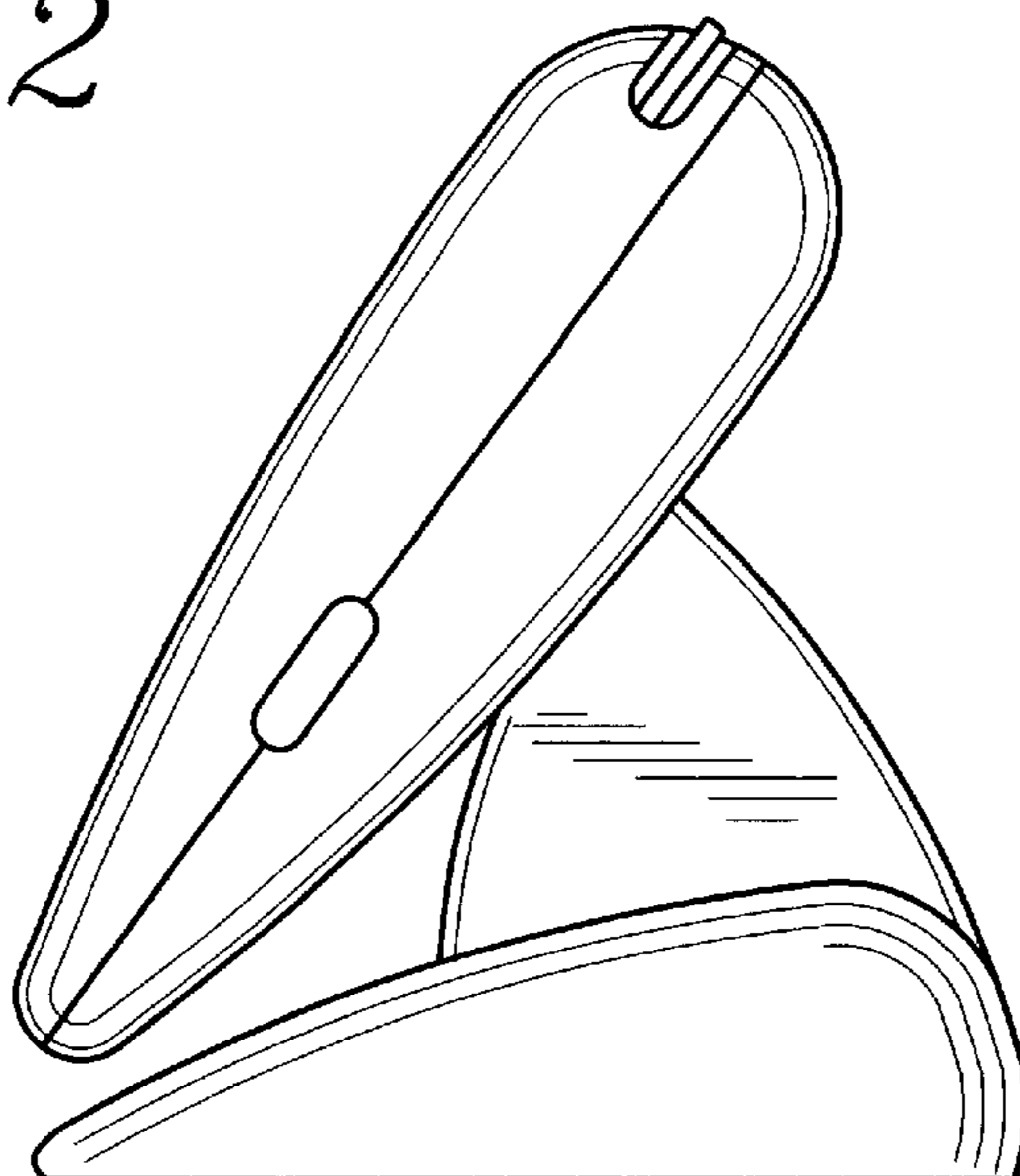


FIG. 3

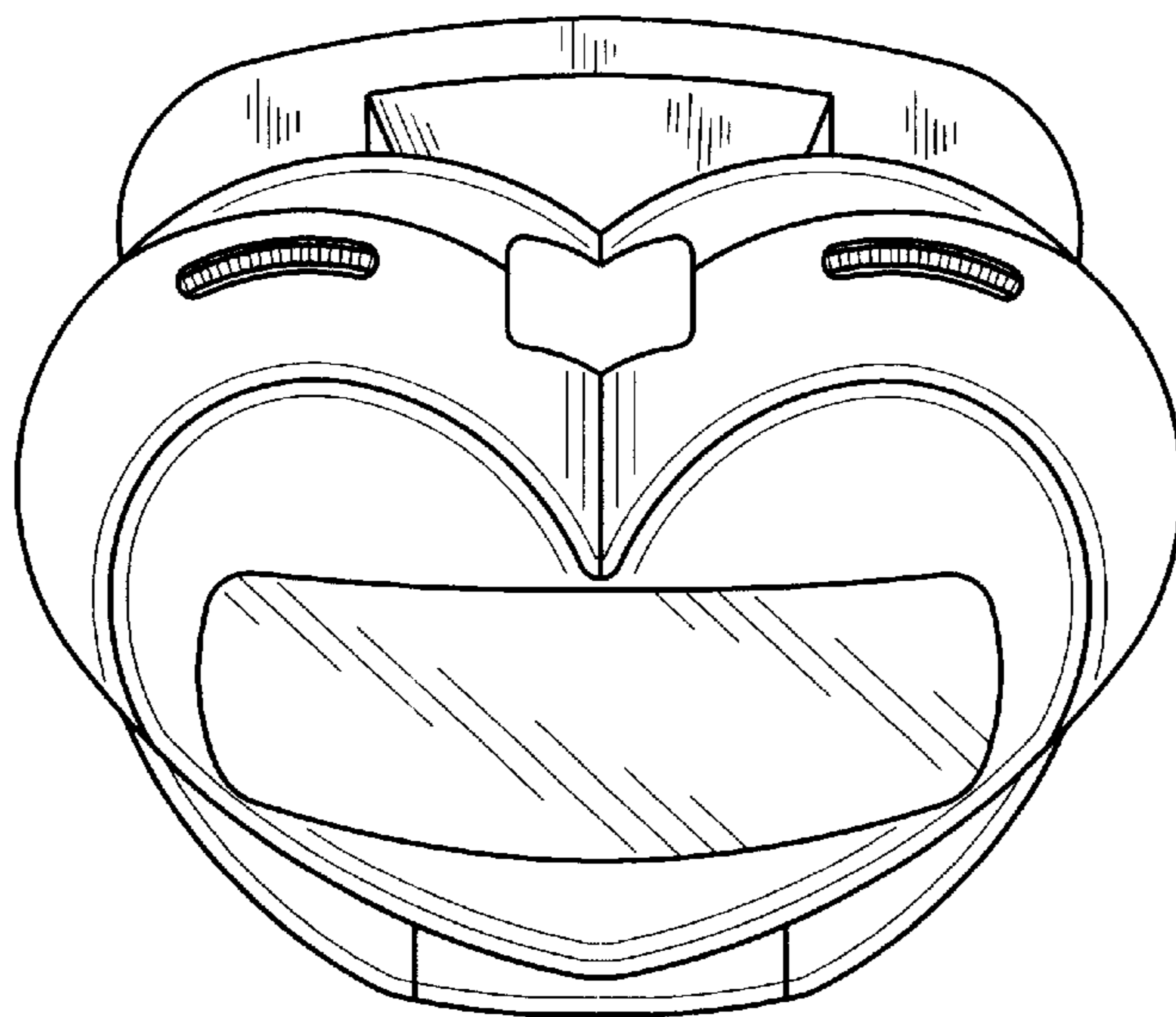


FIG. 4




FIG. 5

