

US00D518375S

(12) **United States Design Patent**  
**Floyd et al.**

(10) **Patent No.:** **US D518,375 S**

(45) **Date of Patent:** **\*\* Apr. 4, 2006**

(54) **BOTTLE**

(75) Inventors: **Brian Lee Floyd**, Cincinnati, OH (US);  
**Shane Edwin Meeker**, South Lebanon,  
OH (US); **Michael Sauer**, Forest Park,  
IL (US); **Karl Bakker**, Chicago, IL  
(US); **Philip Hague**, Chicago, IL (US);  
**Jason Campbell**, Chicago, IL (US)

(73) Assignee: **The Procter & Gamble Company**,  
Cincinnati, OH (US)

(\*\*) Term: **14 Years**

(21) Appl. No.: **29/215,029**

(22) Filed: **Oct. 13, 2004**

(51) **LOC (8) Cl.** ..... **09-01**

(52) **U.S. Cl.** ..... **D9/434**

(58) **Field of Classification Search** ..... D9/523,  
D9/527, 528, 530, 531, 537, 543, 549, 563,  
D9/564, 569, 572, 575; 215/382-386, 396,  
215/398; 220/675, 771; 222/108, 109, 465.1,  
222/767, 571

See application file for complete search history.

(56) **References Cited**

U.S. PATENT DOCUMENTS

D247,021 S \* 1/1978 Britt ..... D9/531  
D302,245 S \* 7/1989 Ross ..... D9/528  
D313,179 S \* 12/1990 Guislain ..... D9/528

D323,456 S \* 1/1992 Gonda ..... D9/527  
D329,815 S \* 9/1992 Beaver et al. .... D9/528  
D347,790 S \* 6/1994 Lathrop et al. .... D9/523  
D368,660 S \* 4/1996 Terwilleger et al. .... D9/528  
D414,421 S \* 9/1999 Paul et al. .... D9/528  
6,223,945 B1 \* 5/2001 Giblin et al. .... 222/109  
6,223,946 B1 \* 5/2001 Geisinger et al. .... 222/111  
D449,535 S \* 10/2001 Geisinger et al. .... D9/528

\* cited by examiner

*Primary Examiner*—Mitchell Siegel

*Assistant Examiner*—Shanda C. Hill

(74) *Attorney, Agent, or Firm*—Mark A. Charles; Kim W.  
Zerby; Steven W. Miller

(57) **CLAIM**

The ornamental design for a bottle, as shown and described.

**DESCRIPTION**

FIG. 1 is a perspective view of a bottle showing our new  
design;

FIG. 2 is a right side elevational view thereof;

FIG. 3 is a left side elevational view thereof;

FIG. 4 is a rear elevational view thereof;

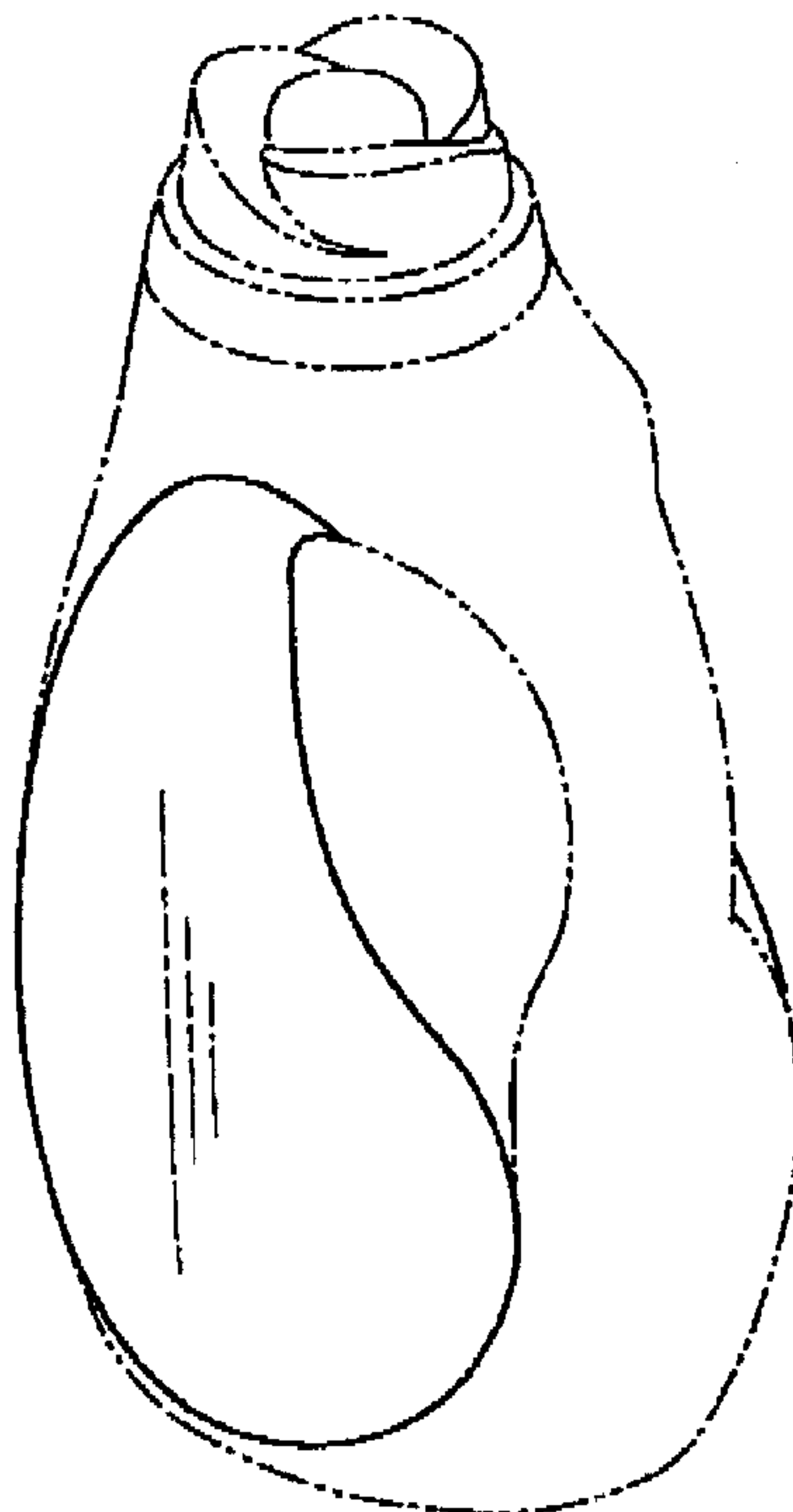
FIG. 5 is a front elevational view thereof;

FIG. 6 is a top plan view thereof; and,

FIG. 7 is a bottom plan view thereof.

The broken lines shown in the drawing disclosure are for  
illustrative purposes only and form no portion of the claimed  
design.

**1 Claim, 4 Drawing Sheets**



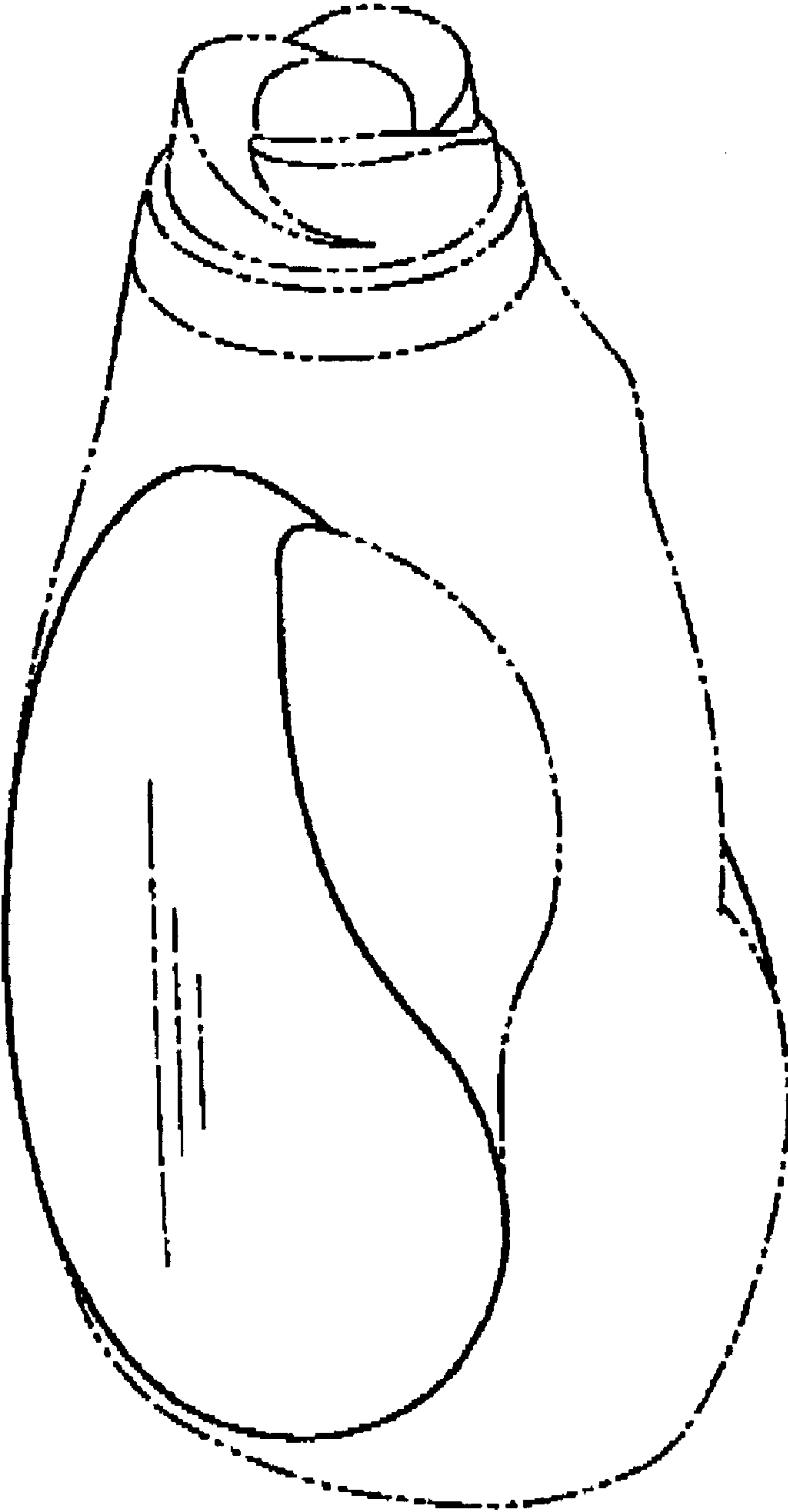


Fig. 1

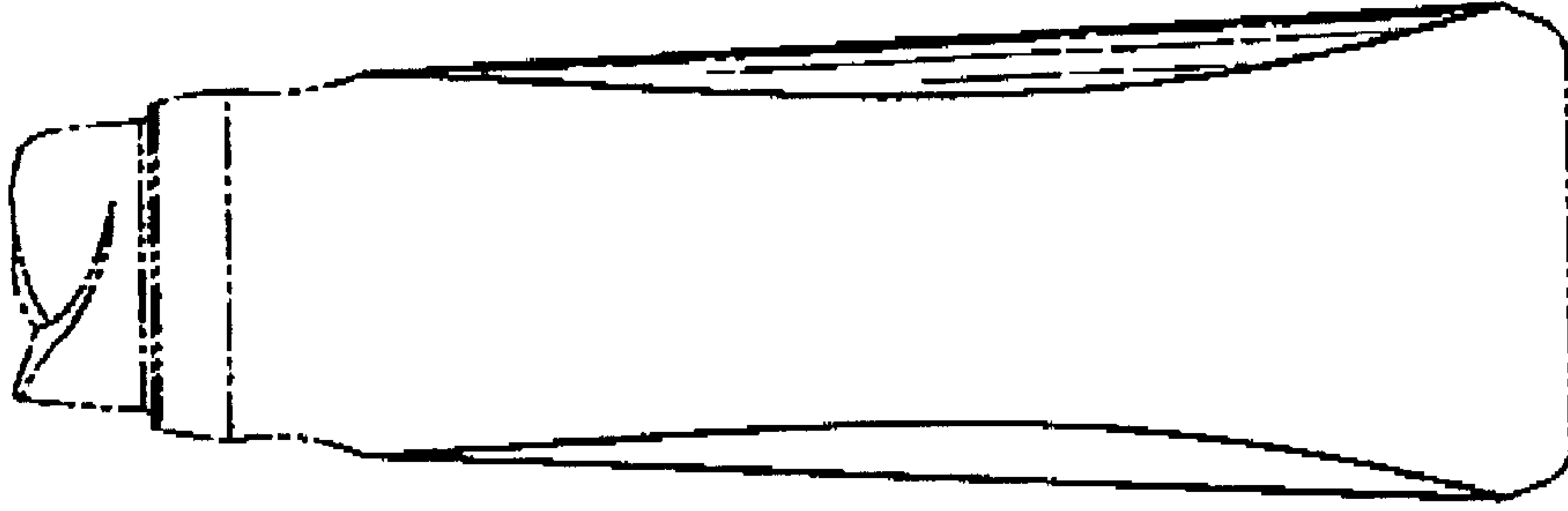


Fig. 3

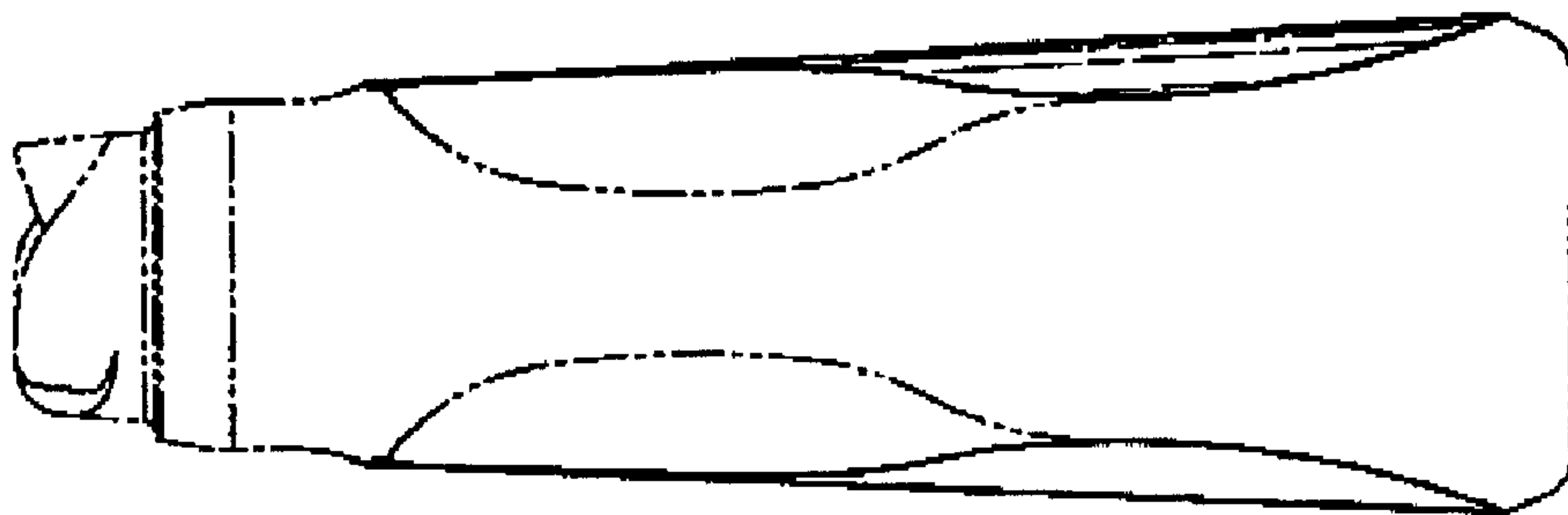


Fig. 2




Fig. 4




Fig. 5

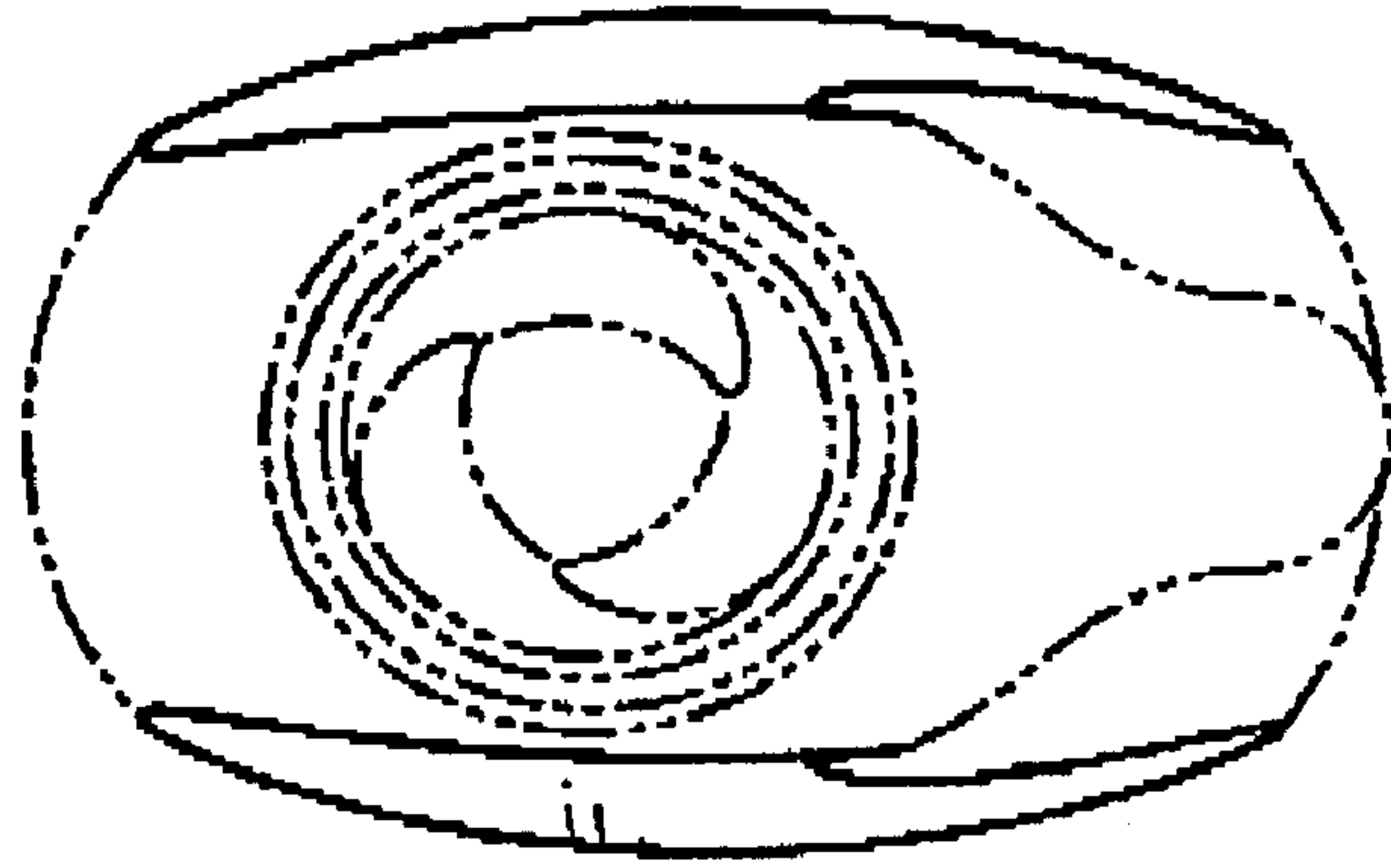


Fig. 6

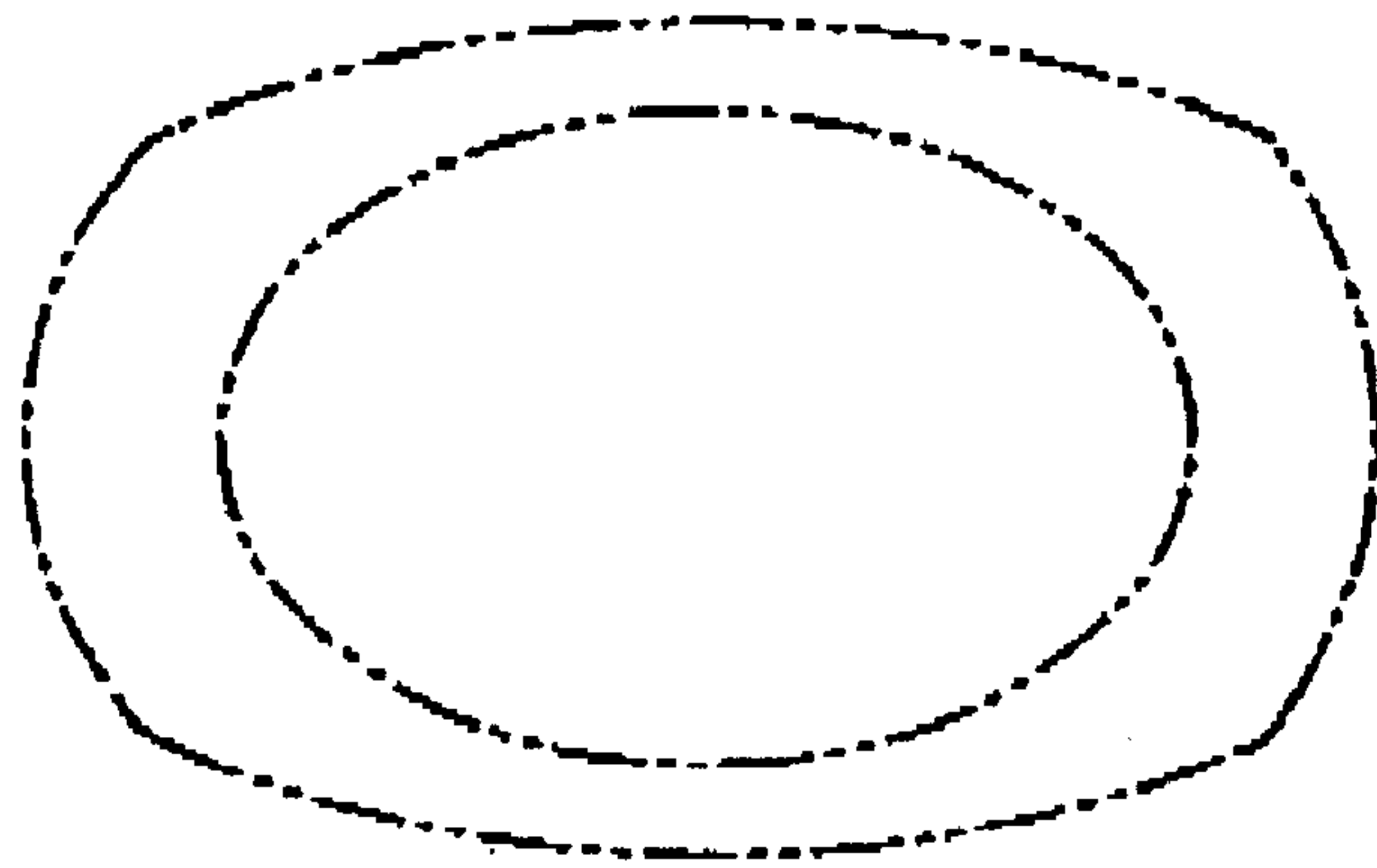


Fig. 7