

US00D518356S

(12) **United States Design Patent**  
**Niewiadomsk**

(10) **Patent No.:** **US D518,356 S**

(45) **Date of Patent:** **\*\* Apr. 4, 2006**

(54) **LUGGAGE LOCK**

(76) **Inventor:** **Oliver Niewiadomsk,**  
Ditmar-Koel-Strass 28, D-20459  
Hamburg (DE)

(\*\*) **Term:** **14 Years**

(21) **Appl. No.:** **29/221,487**

(22) **Filed:** **Jan. 18, 2005**

(51) **LOC (8) Cl.** ..... **08-07**

(52) **U.S. Cl.** ..... **D8/331; D8/343**

(58) **Field of Classification Search** ..... D8/330,  
D8/331, 338, 343; 70/64-69, 71, 75, 3, 14,  
70/141, 52

See application file for complete search history.

(56) **References Cited**

**U.S. PATENT DOCUMENTS**

2,730,390	A	*	1/1956	Atkinson	.....	292/145
3,025,692	A	*	3/1962	Cheney	.....	70/67
3,186,198	A	*	6/1965	Noerrenberg-Sudhaus	.....	70/74
3,430,467	A	*	3/1969	Wirth	.....	70/67
D288,931	S	*	3/1987	Gisiger	.....	D8/330

D291,774	S	*	9/1987	Gisiger	.....	D8/341
4,719,777	A	*	1/1988	Hwang	.....	70/312
D324,808	S	*	3/1992	Gisiger	.....	D8/331
D358,976	S	*	6/1995	Gisiger	.....	D8/331
D361,499	S	*	8/1995	Gisiger	.....	D8/331
D433,919	S	*	11/2000	Gisiger	.....	D8/331
6,568,225	B1	*	5/2003	Chang	.....	70/69

\* cited by examiner

*Primary Examiner*—Prabhakar Deshmukh

(74) *Attorney, Agent, or Firm*—Myron Amer, PC

(57) **CLAIM**

The ornamental design for a luggage lock, as shown and described.

**DESCRIPTION**

FIG. 1 is a front view of a luggage lock showing my new design;

FIG. 2 is a left side view thereof;

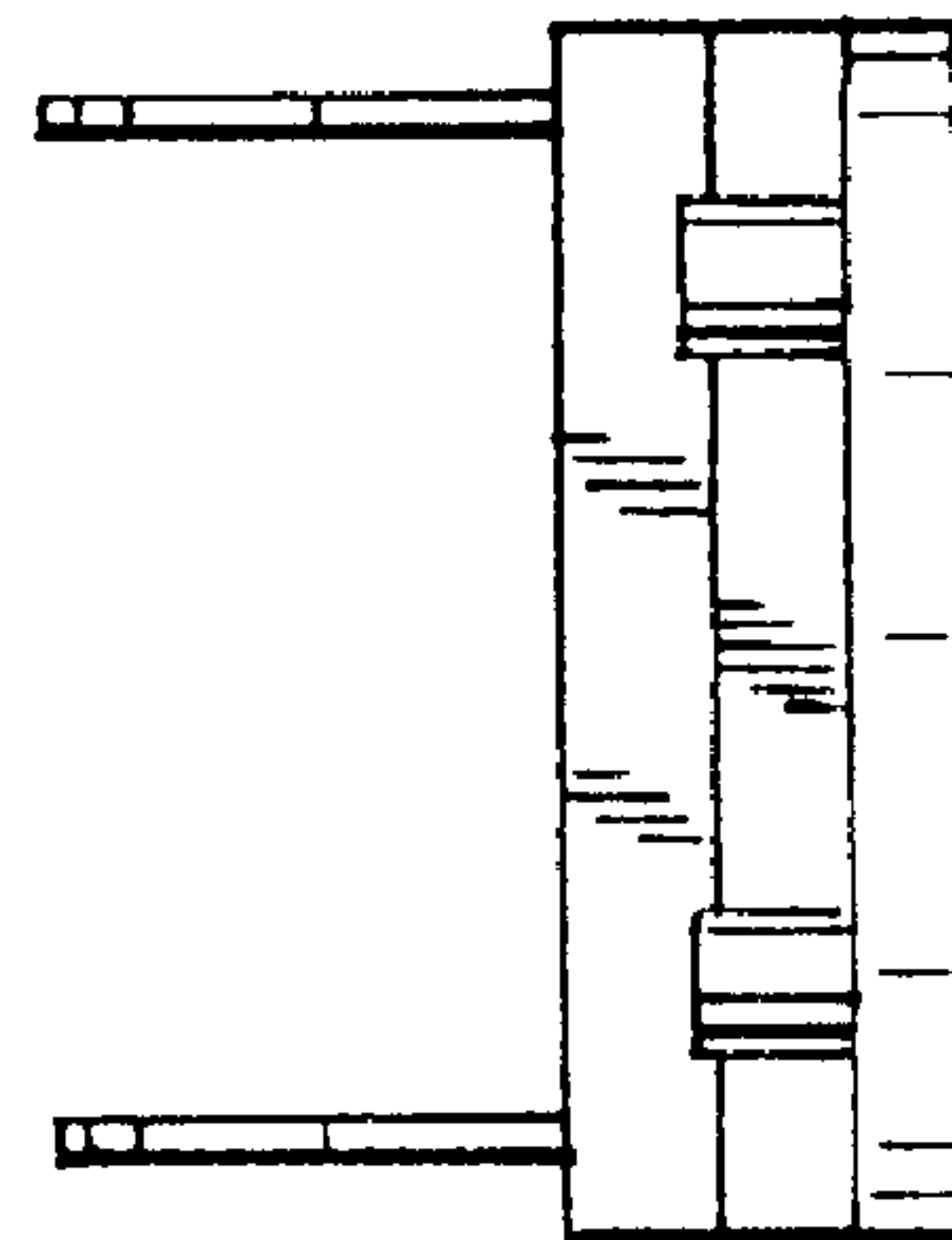
FIG. 3 is a top view thereof;

FIG. 4 is a right side view thereof;

FIG. 5 is a rear view thereof; and,

FIG. 6 is a bottom view thereof.

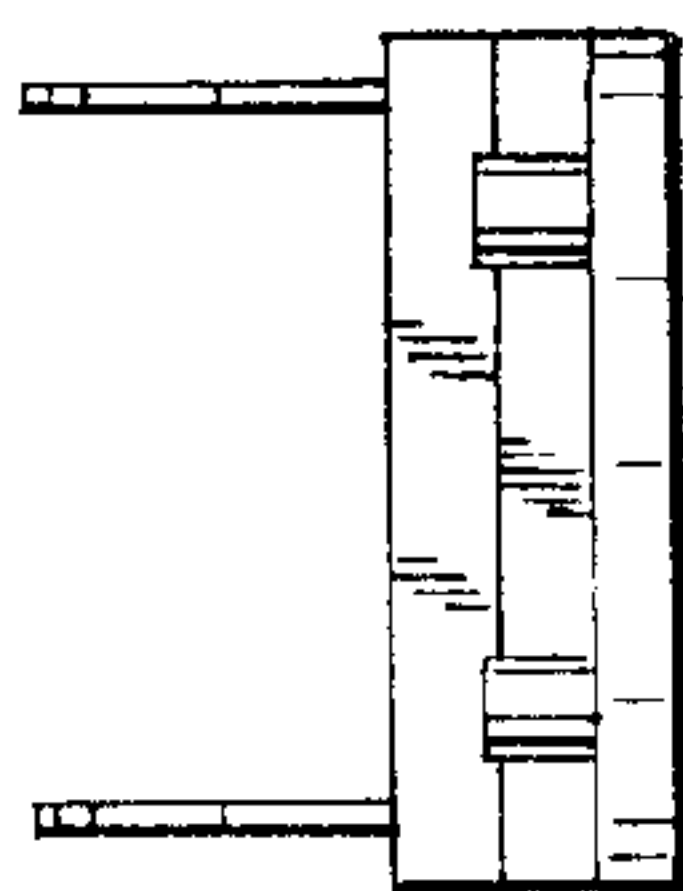
**1 Claim, 1 Drawing Sheet**



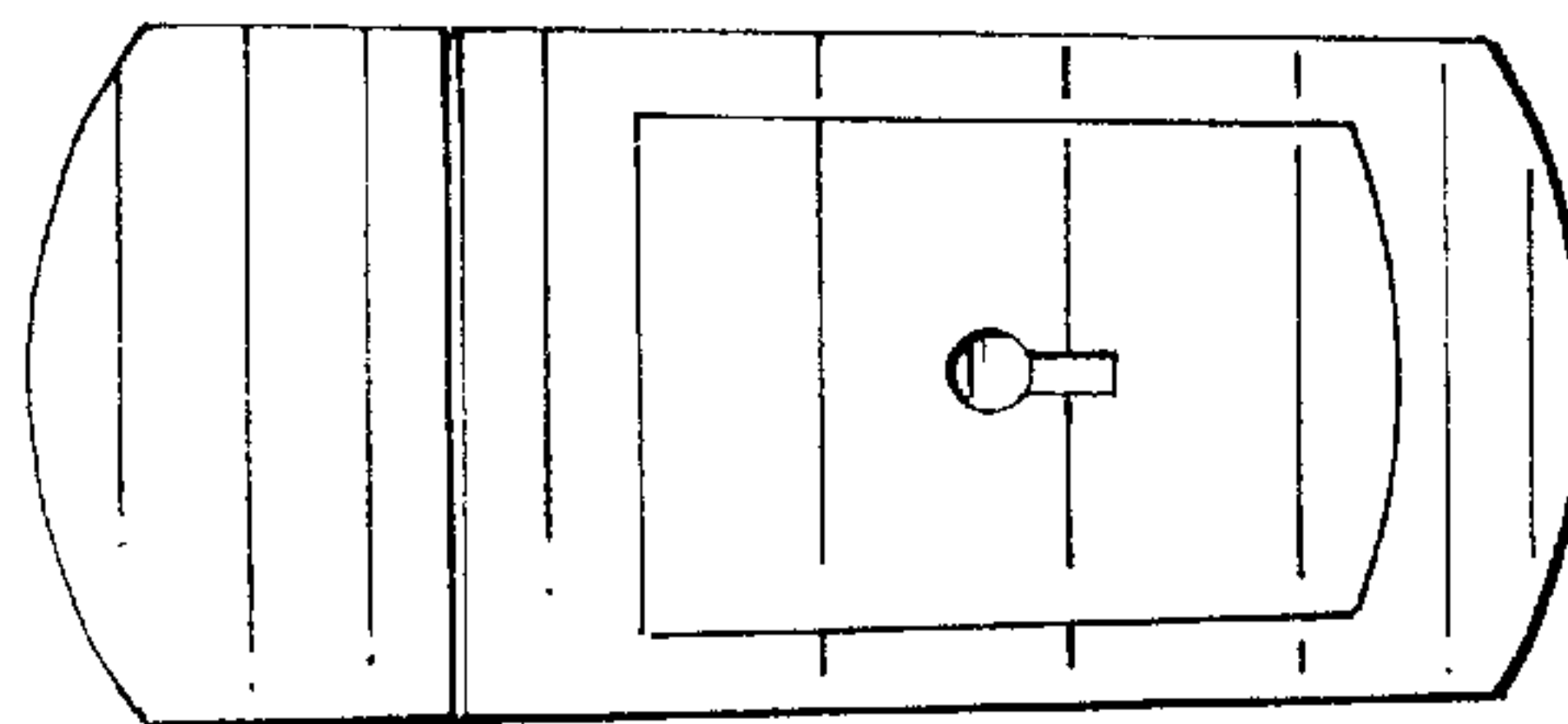
**FIG. 1**



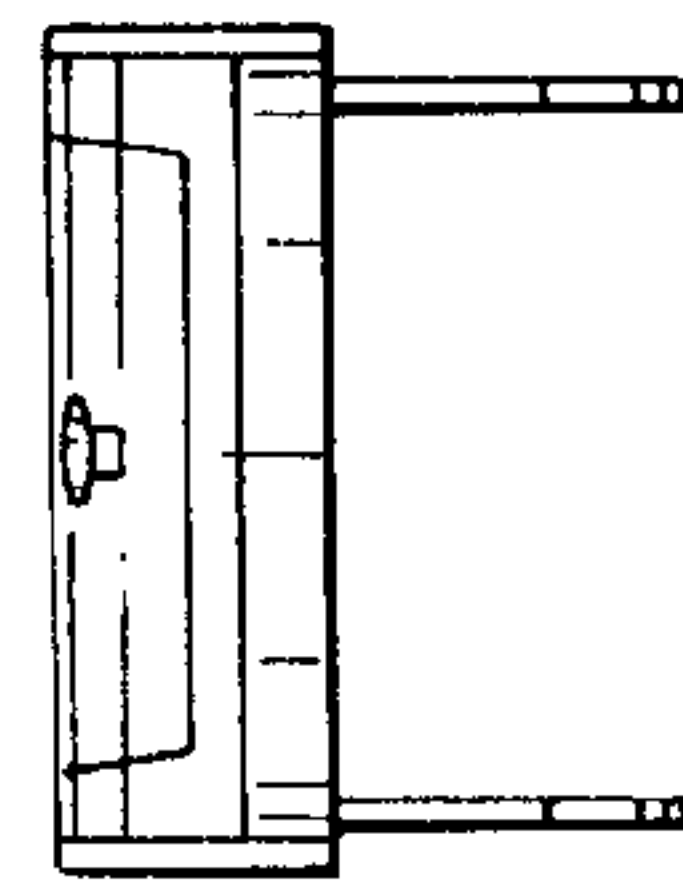
**FIG. 2**



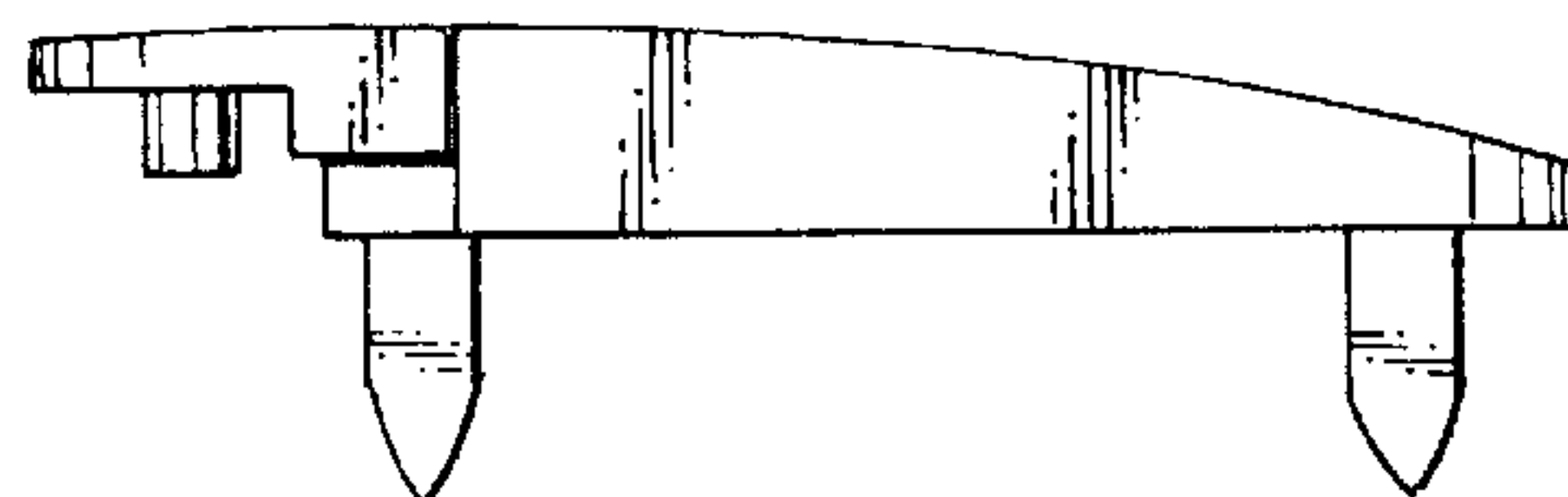
**FIG. 3**



**FIG. 4**



**FIG. 5**



**FIG. 6**

