



US00D518350S

(12) **United States Design Patent**
Hay

(10) **Patent No.:** **US D518,350 S**

(45) **Date of Patent:** **** Apr. 4, 2006**

(54) **HANDLE**

(75) **Inventor:** **Christopher James Mccaughan Hay,**
Hong Kong (CN)

(73) **Assignee:** **Hayco Manufacturing Limited,**
Causeway Bay (HK)

(**) **Term:** **14 Years**

(21) **Appl. No.:** **29/209,163**

(22) **Filed:** **Jul. 13, 2004**

(51) **LOC (8) Cl.** **08-01**

(52) **U.S. Cl.** **D8/107; D8/1; D8/105**

(58) **Field of Classification Search** D8/83,
D8/94, 97, 107, 105, 1, 300, 307, 315, 373,
D8/376, 380, 381, 395; D6/513, 549, 550,
D6/553, 567; D23/213, 233, 223, 226, 266,
D23/259, 260, 263, 265; 16/425, 429, 436;
15/144.4, 145, 230.11; 239/526, 530, 532;
403/104, 378, 352, 109.5; 285/302; 81/177.2;
294/19.1, 19.2; 251/150

See application file for complete search history.

(56) **References Cited**

U.S. PATENT DOCUMENTS

- D310,405 S * 9/1990 Proctor et al. D23/226
- 5,220,707 A * 6/1993 Newman et al. 16/429
- 5,316,264 A * 5/1994 Newman et al. 251/150
- D351,015 S * 9/1994 Caceres et al. D23/213
- D354,554 S * 1/1995 Newman et al. D23/266

- 5,460,458 A * 10/1995 Caceres 403/109.5
- D372,072 S * 7/1996 Hutcherson et al. D23/223
- 5,692,856 A * 12/1997 Newman et al. 403/352
- 5,743,577 A * 4/1998 Newman et al. 294/19.1
- 5,983,455 A * 11/1999 Polzin et al. 16/429
- 6,182,539 B1 * 2/2001 Webster 81/177.2
- 6,254,305 B1 * 7/2001 Taylor 403/378
- 6,701,578 B1 * 3/2004 Lu 16/429

* cited by examiner

Primary Examiner—Paula A. Greene

(74) *Attorney, Agent, or Firm*—Buchanan Ingersoll PC

(57) **CLAIM**

The ornamental design for “handle,” as shown and described.

DESCRIPTION

FIG. 1 is a perspective view of a handle showing my new design a portion is drawn broken away to show indeterminate length;

FIG. 2 is a top view thereof;

FIG. 3 is a bottom view thereof;

FIG. 4 is a side view thereof;

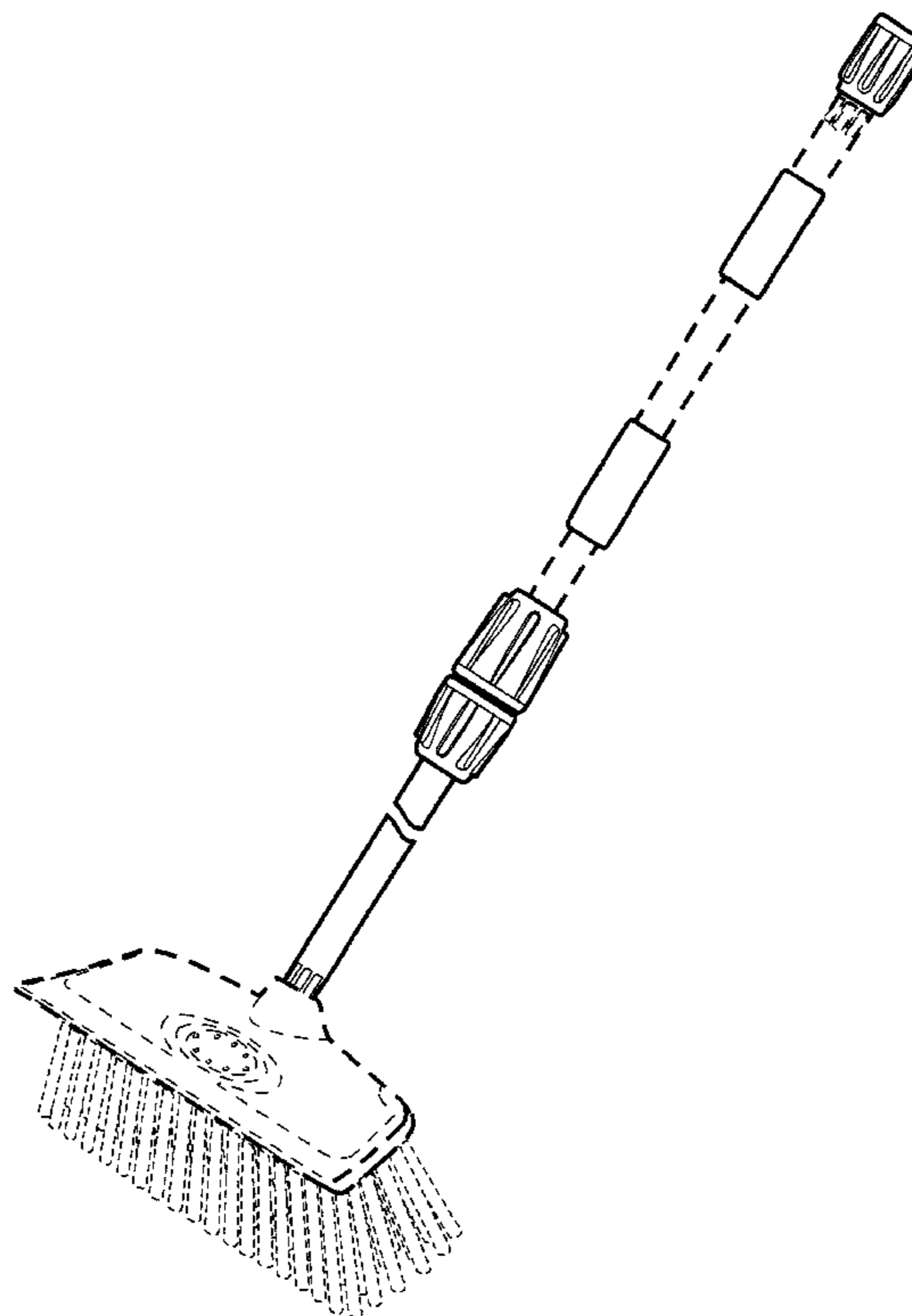
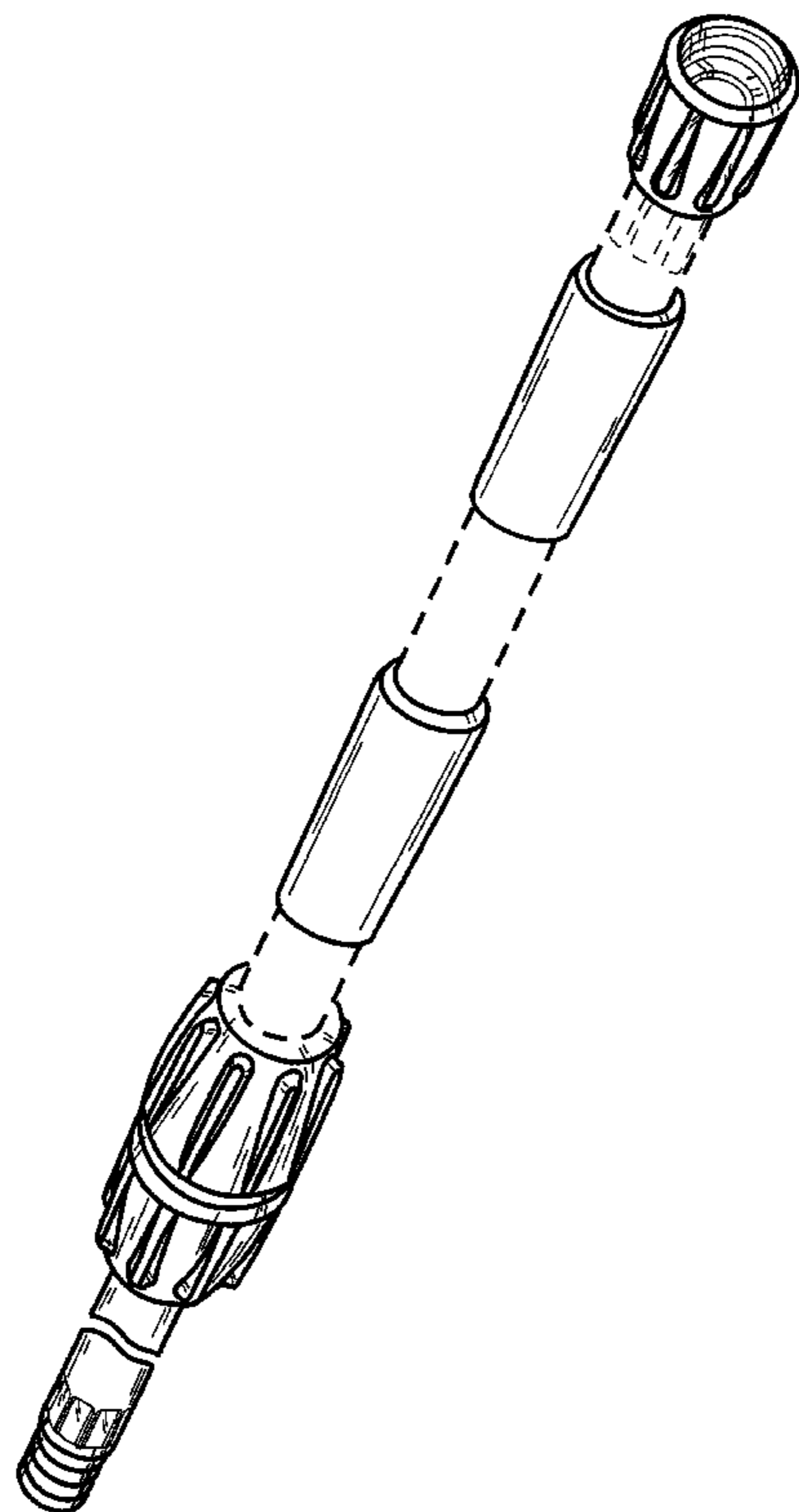
FIG. 5 is another side view thereof;

FIG. 6 is a front view thereof;

FIG. 7 is a rear view thereof; and,

FIG. 8 is a front perspective view of a handle of FIG. 1, the broken line showing of the cleaning implement is for illustrative purposes only and forms no part of the claimed design.

1 Claim, 8 Drawing Sheets



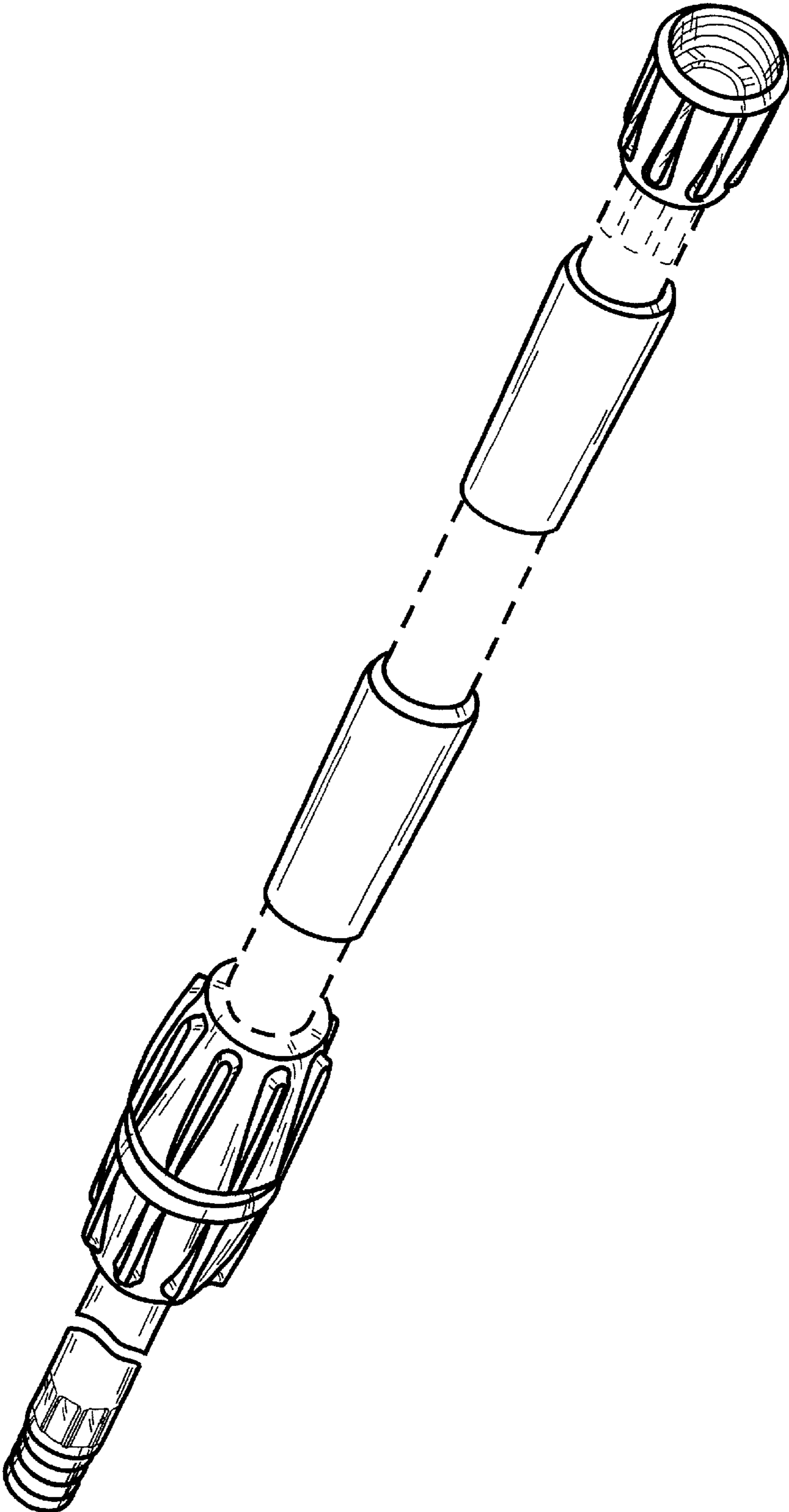


FIG:1

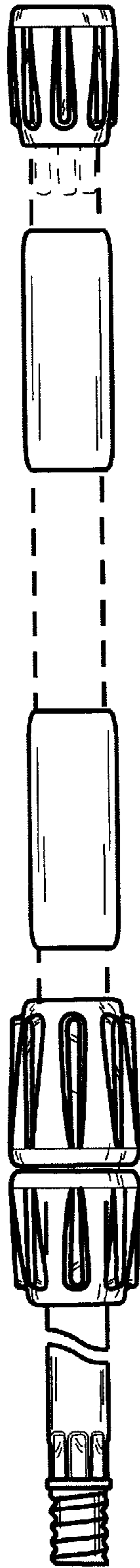


FIG:2

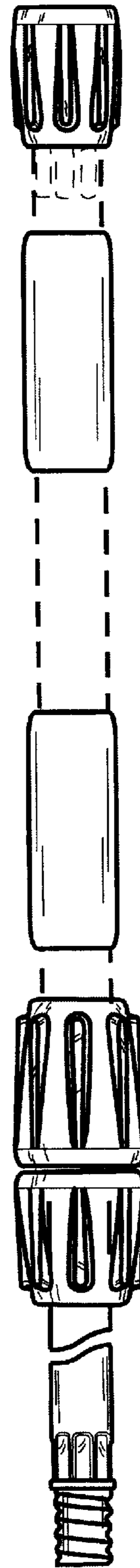


FIG:3

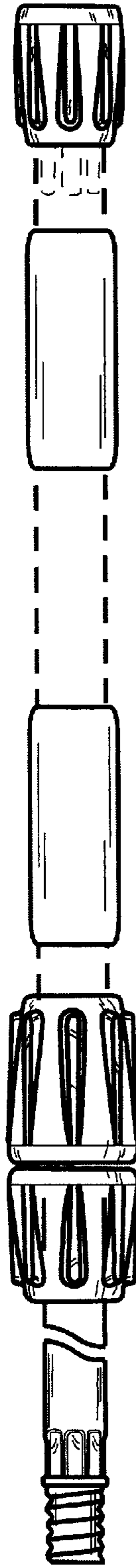


FIG:4

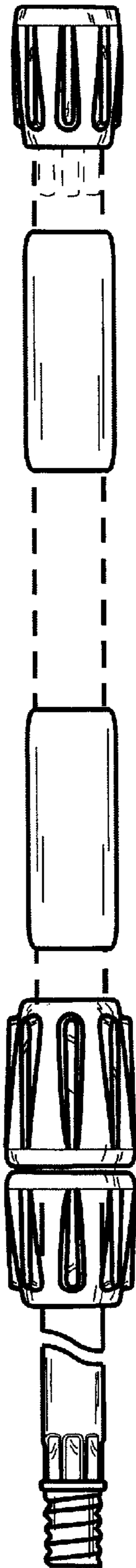


FIG:5

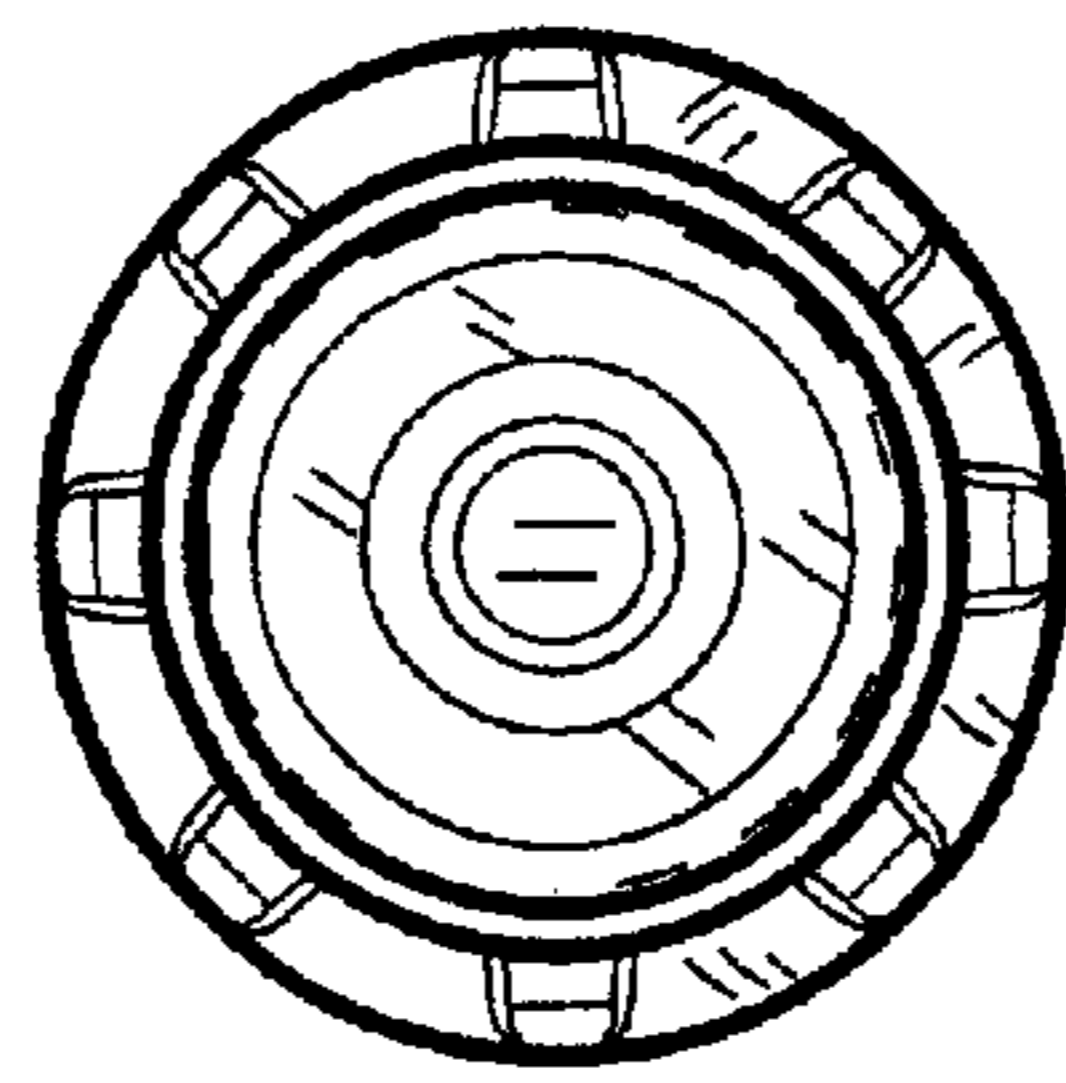


FIG:6

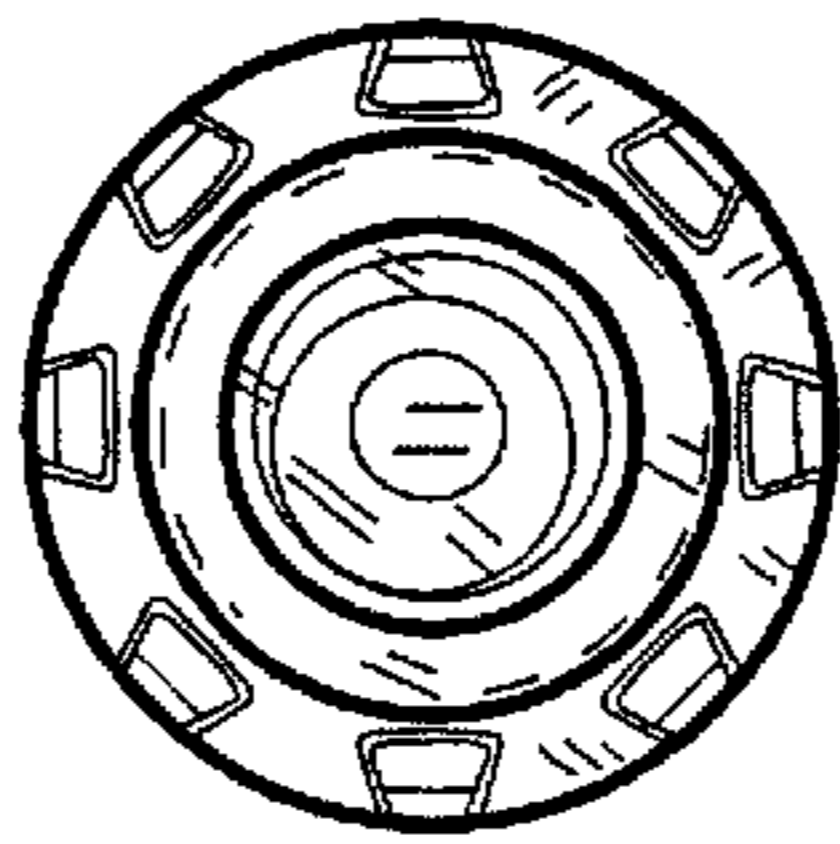


FIG:7

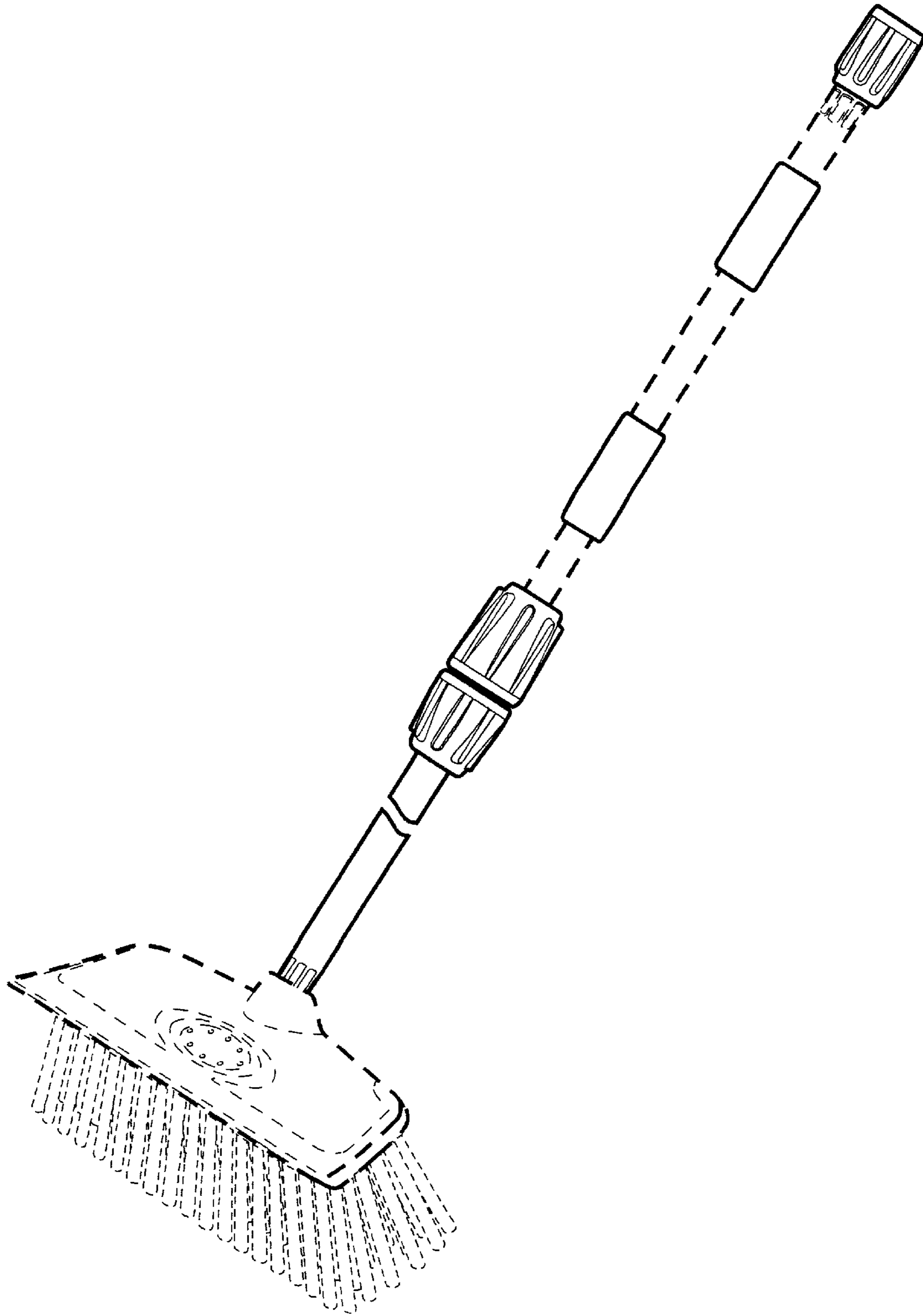


FIG:8