

US00D518340S

(12) **United States Design Patent** (10) **Patent No.:** **US D518,340 S**
Demar et al. (45) **Date of Patent:** **** Apr. 4, 2006**

(54) **HAND OPERATED TOOL**

(75) Inventors: **David Demar**, Tenaflly, NJ (US);
Thomas VanDyk, Ramsey, NJ (US);
Roland Charriez, Mohegan Lake, NY
(US); **Michael Ballone**, New
Providence, NJ (US); **John Kiely**,
Morris Plains, NJ (US); **Keith**
Kristiansen, Stratford, CT (US);
Melissa Fisher, Columbus, OH (US);
Brian J. Conaway, Columbus, OH
(US); **Mandi Reese**, Westerville, OH
(US); **Terry M. Birchler**, New Albany,
OH (US); **Mark C. Eyman**, Columbus,
OH (US)

(73) Assignee: **UnionTools, Inc.**, Columbus, OH (US)

(**) Term: **14 Years**

(21) Appl. No.: **29/226,741**

(22) Filed: **Mar. 30, 2005**

(51) **LOC (8) Cl.** **08-01**

(52) **U.S. Cl.** **D8/13**

(58) **Field of Classification Search** D8/13;
56/400.01, 400.02, 400.03, 400.04, 400.12,
56/400.17, 400.21

See application file for complete search history.

(56) **References Cited**

U.S. PATENT DOCUMENTS

D311,309 S * 10/1990 McCoy D8/13

D329,177 S * 9/1992 Nace et al. D8/13
D433,890 S * 11/2000 Scaringella D8/13
D477,195 S * 7/2003 Stojanovich D8/13

* cited by examiner

Primary Examiner—Holly H. Baynham

(74) *Attorney, Agent, or Firm*—Porter, Wright, Morris &
Arthur, LLP

(57) **CLAIM**

The ornamental design for a hand operated tool, as shown
and described.

DESCRIPTION

FIG. 1 is a perspective view of a hand operated tool showing
our new design;

FIG. 2 is a front elevational view of the hand operated tool
of FIG. 1;

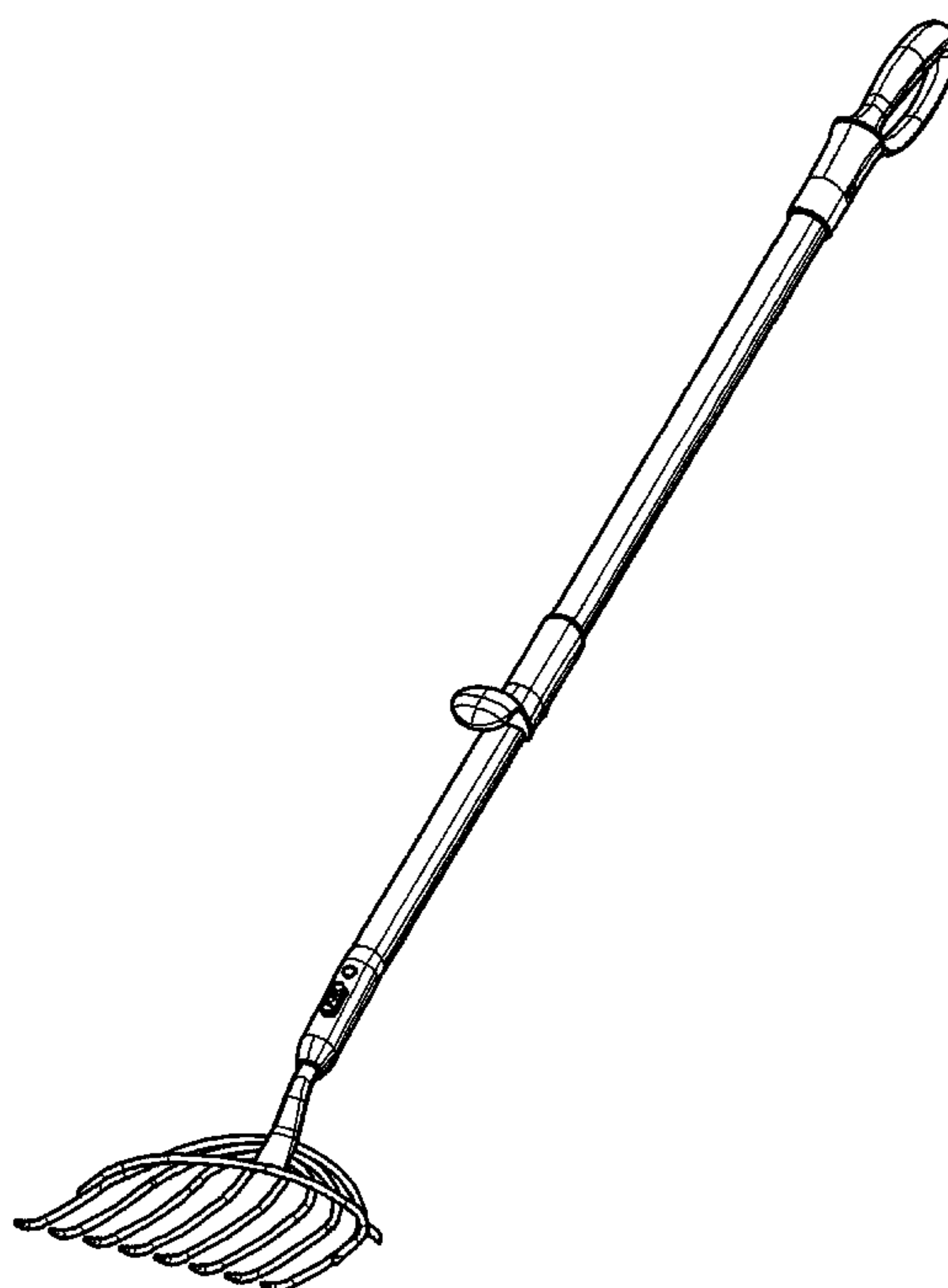
FIG. 3 is a rear elevational view of the hand operated tool
of FIGS. 1 and 2;

FIG. 4 is a left-side elevational view of the hand operated
tool of FIGS. 1 to 3, the right side elevational view being a
mirror image thereof;

FIG. 5 is a bottom plan view of the hand operated tool of
FIGS. 1 to 4; and,

FIG. 6 is a top plan view of the hand operated tool of FIGS.
1 to 5.

1 Claim, 3 Drawing Sheets



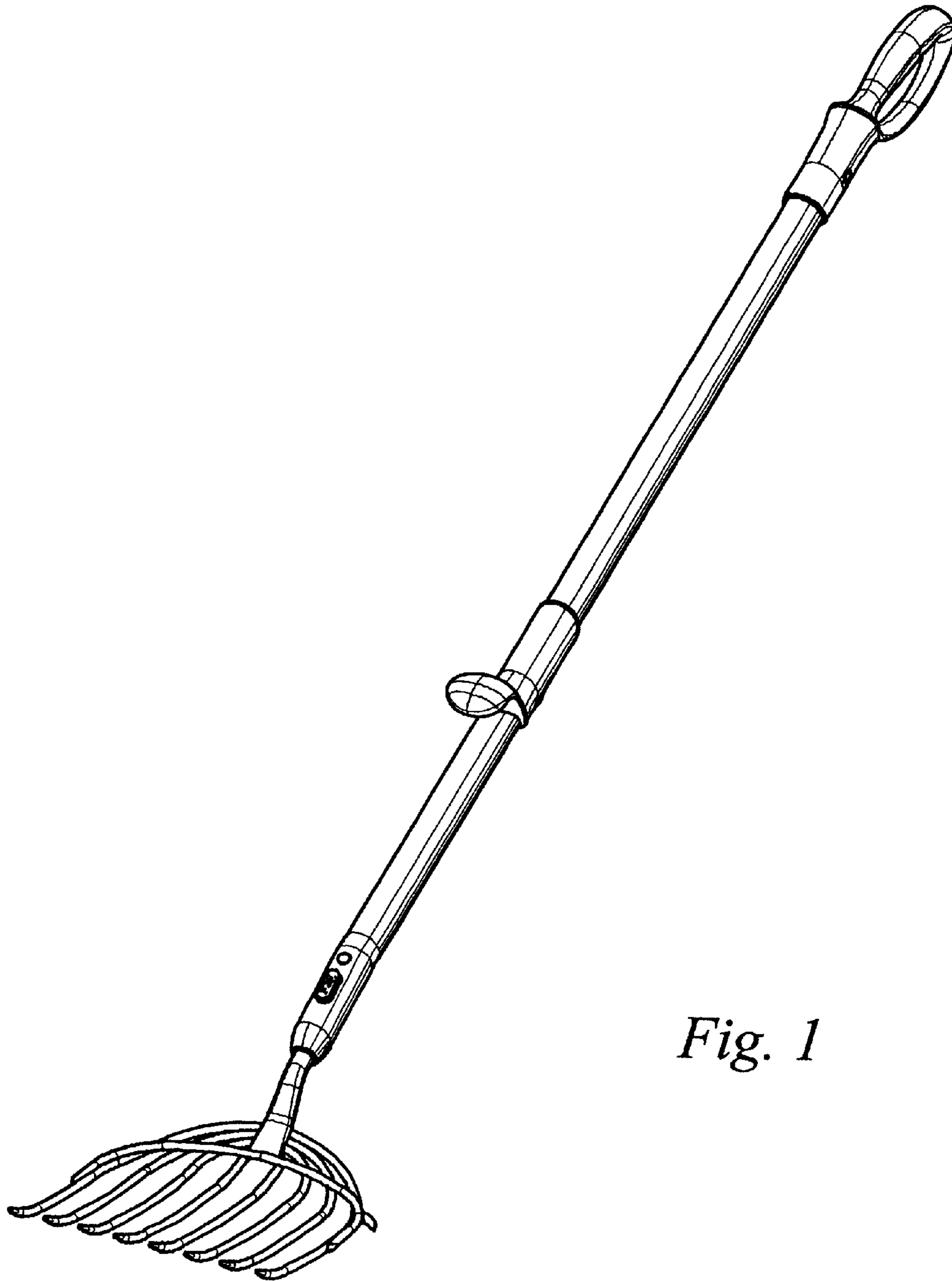


Fig. 1

Fig. 2

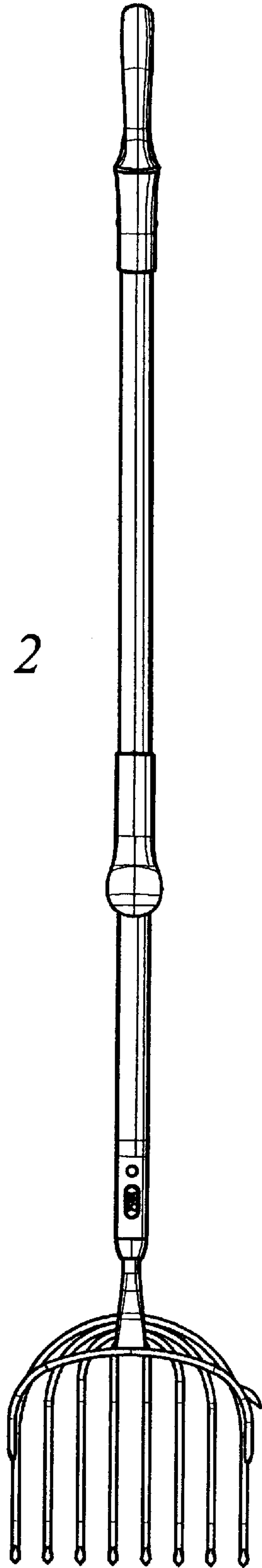


Fig. 3

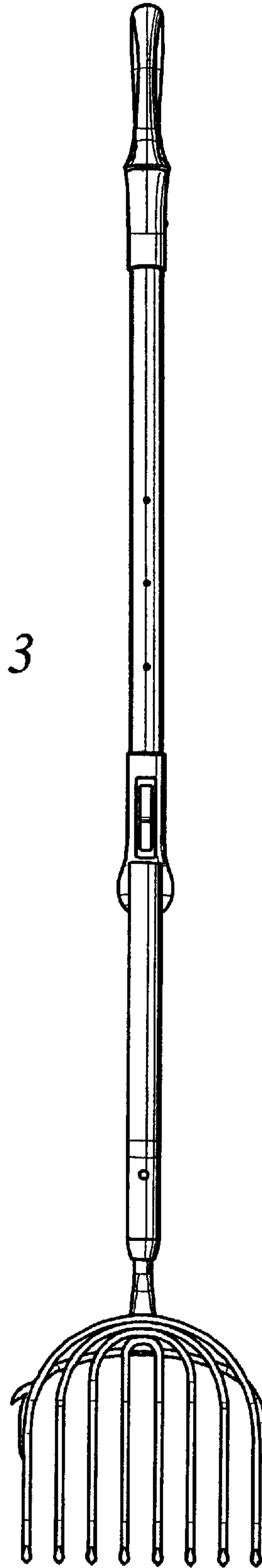


Fig. 4

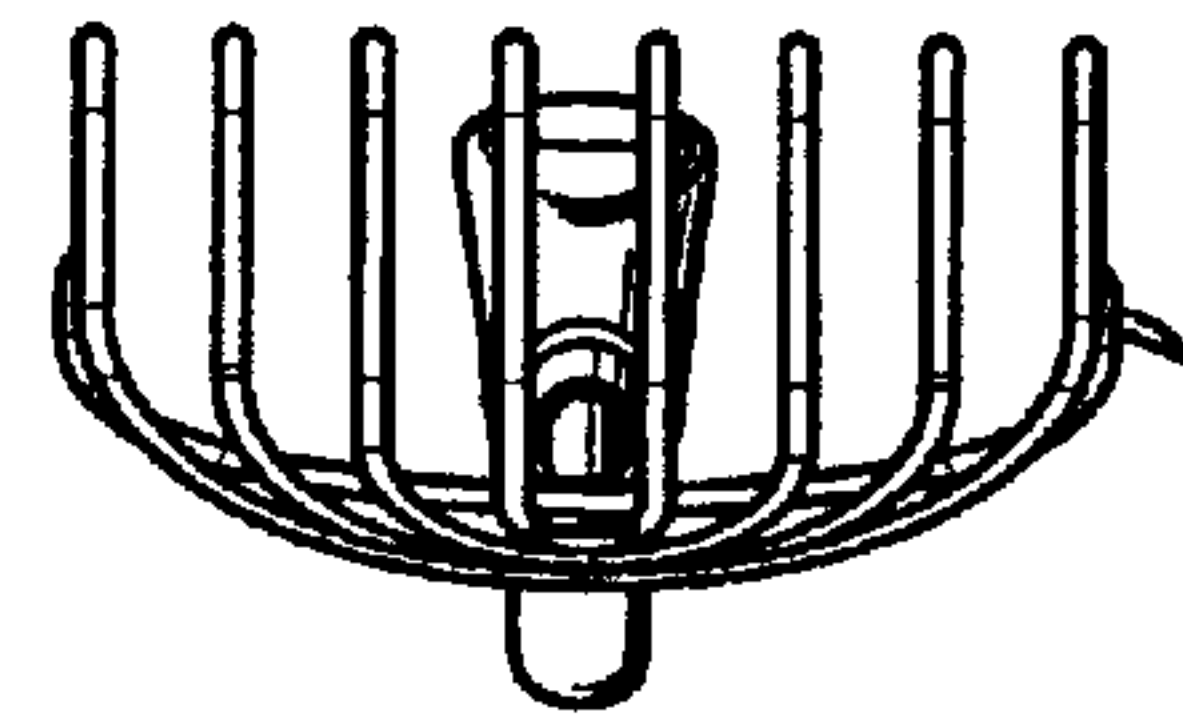
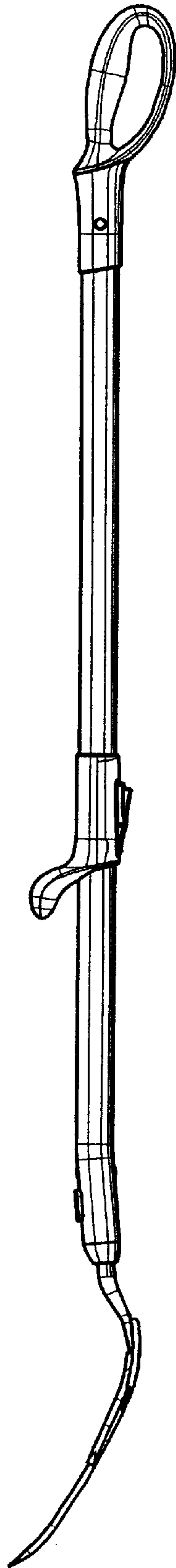


Fig. 5

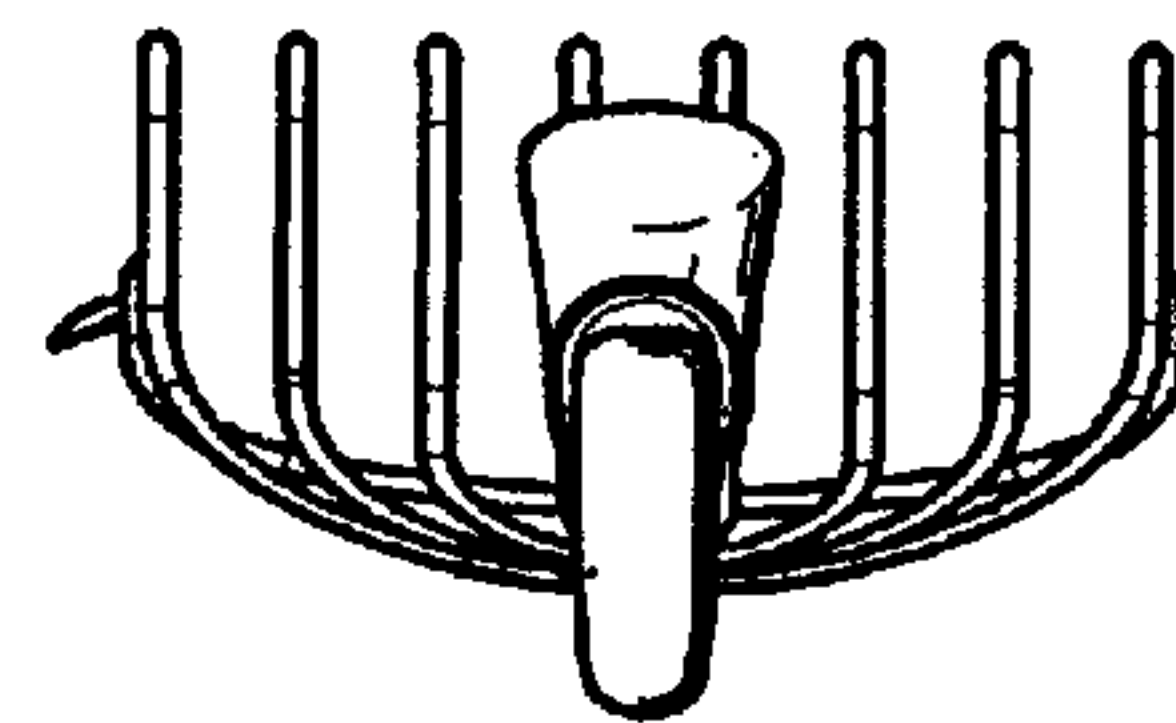


Fig. 6