

US00D518310S

(12) **United States Design Patent** (10) **Patent No.:** **US D518,310 S**
Mehmen et al. (45) **Date of Patent:** **** Apr. 4, 2006**

(54) **CABINET**

(75) Inventors: **Robert Mehmen**, Shell Rock, IA (US);
Daniel Jackson, Center Point, IA (US);
Fred Ritchie, Cedar Falls, IA (US);
Deonna Fritz, Cedar Falls, IA (US);
Mark Ryan, Waterloo, IA (US)

(73) Assignee: **Waterloo Industries, Inc.**, Waterloo, IA (US)

(**) Term: **14 Years**

(21) Appl. No.: **29/201,529**

(22) Filed: **Mar. 17, 2004**

(51) **LOC (8) Cl.** **06-04**

(52) **U.S. Cl.** **D6/441; D6/446**

(58) **Field of Classification Search** D6/396,
D6/432, 441, 445, 446, 448; 312/209, 249.1,
312/249.8, 249.9, 249.11, 273

See application file for complete search history.

(56) **References Cited**

U.S. PATENT DOCUMENTS

D86,878 S	*	5/1932	Dohner	D15/88
D242,968 S	*	1/1977	Gulick	D6/446
D252,397 S	*	7/1979	Cousins et al.	D6/441
D277,440 S		2/1985	Cartwright		
D283,769 S	*	5/1986	Cohn	D6/446
D286,714 S	*	11/1986	Verholt	D6/446
D305,153 S		12/1989	Elderkin		
D328,824 S		8/1992	Bellini		
D331,334 S		12/1992	Hollington		
D341,253 S	*	11/1993	Ballman et al.	D6/432
D355,313 S		2/1995	Breen et al.		
D356,703 S		3/1995	Dickinson		
D370,572 S	*	6/1996	Lin	D6/446
D387,926 S	*	12/1997	Blaesing	D6/445
D399,370 S		10/1998	Crinion		
D416,404 S	*	11/1999	Patel et al.	D6/446
D421,685 S		3/2000	Carrabba		
D423,814 S		5/2000	Belka et al.		
D430,426 S	*	9/2000	Bieker et al.	D6/445
D435,178 S	*	12/2000	Thompson et al.	D6/432
D435,741 S	*	1/2001	Schlereth	D6/446

6,174,035 B1	*	1/2001	Flannery et al.	312/405
D448,168 S	*	9/2001	Johnston	D6/445
D449,181 S		10/2001	Story et al.		
D451,699 S	*	12/2001	Wistehuff, Sr.	D6/441
D452,392 S	*	12/2001	Meder et al.	D6/432
D454,262 S		3/2002	Chu et al.		
D457,704 S		5/2002	Fiscus et al.		
D457,754 S		5/2002	Fiscus et al.		
D461,972 S		8/2002	Everett		
D472,070 S	*	3/2003	de Carolis	D6/441
D474,625 S		5/2003	Chen		
D477,154 S	*	7/2003	Benn	D6/446
D492,134 S	*	6/2004	Moon et al.	D6/446
D492,507 S	*	7/2004	Moon et al.	D6/446
D495,902 S	*	9/2004	Haberman et al.	D6/441
D496,540 S	*	9/2004	Moon et al.	D6/446
D499,275 S	*	12/2004	Grosfillex	D6/446
D499,276 S	*	12/2004	Grosfillex	D6/446
D499,925 S	*	12/2004	Kwok	D6/632

* cited by examiner

Primary Examiner—Cathron C. Brooks

(74) *Attorney, Agent, or Firm*—Calfee, Halter & Griswold LLP

(57) **CLAIM**

The ornamental design for a cabinet, as shown and described.

DESCRIPTION

FIG. 1 is a perspective view of a cabinet of the new design; FIG. 2 is a side view of the cabinet of FIG. 1; FIG. 3 is a front view of the cabinet of FIG. 1; FIG. 4 is a top view of the cabinet of FIG. 1; FIG. 5 is a side view of the cabinet of FIG. 1; FIG. 6 is a back view of the cabinet of FIG. 1; FIG. 7 is a bottom view of the cabinet of FIG. 1; FIG. 8 is a perspective view of a second embodiment of a cabinet of the new design; FIG. 9 is a side view of the cabinet of FIG. 8; FIG. 10 is a front view of the cabinet of FIG. 8; FIG. 11 is a top view of the cabinet of FIG. 8; FIG. 12 is a side view of the cabinet of FIG. 8; FIG. 13 is a back view of the cabinet of FIG. 8; and, FIG. 14 is a bottom view of the cabinet of FIG. 8. The portions of the Figures shown in phantom lines are not part of the claimed design but are for illustration only.

1 Claim, 5 Drawing Sheets

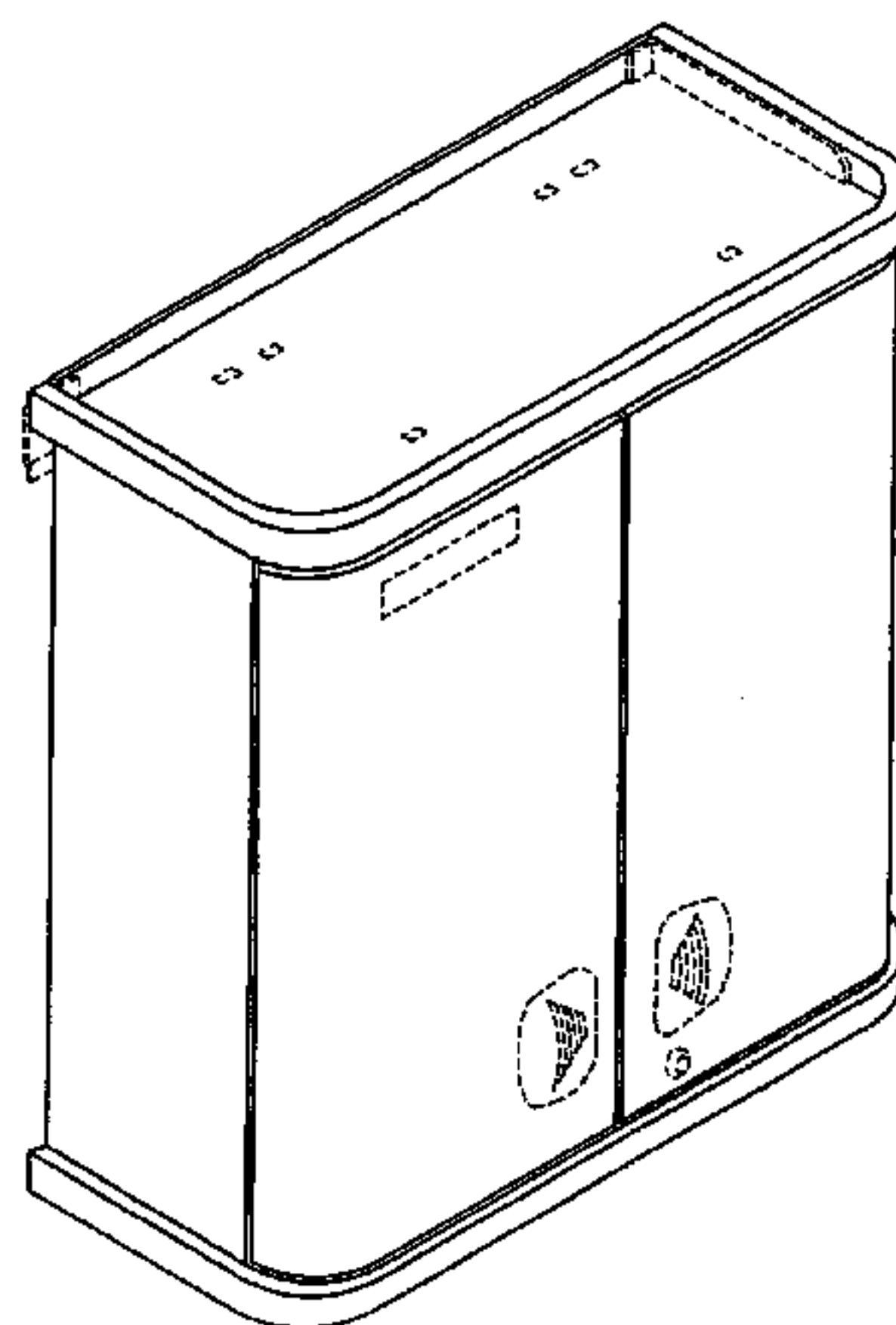


FIG. 1

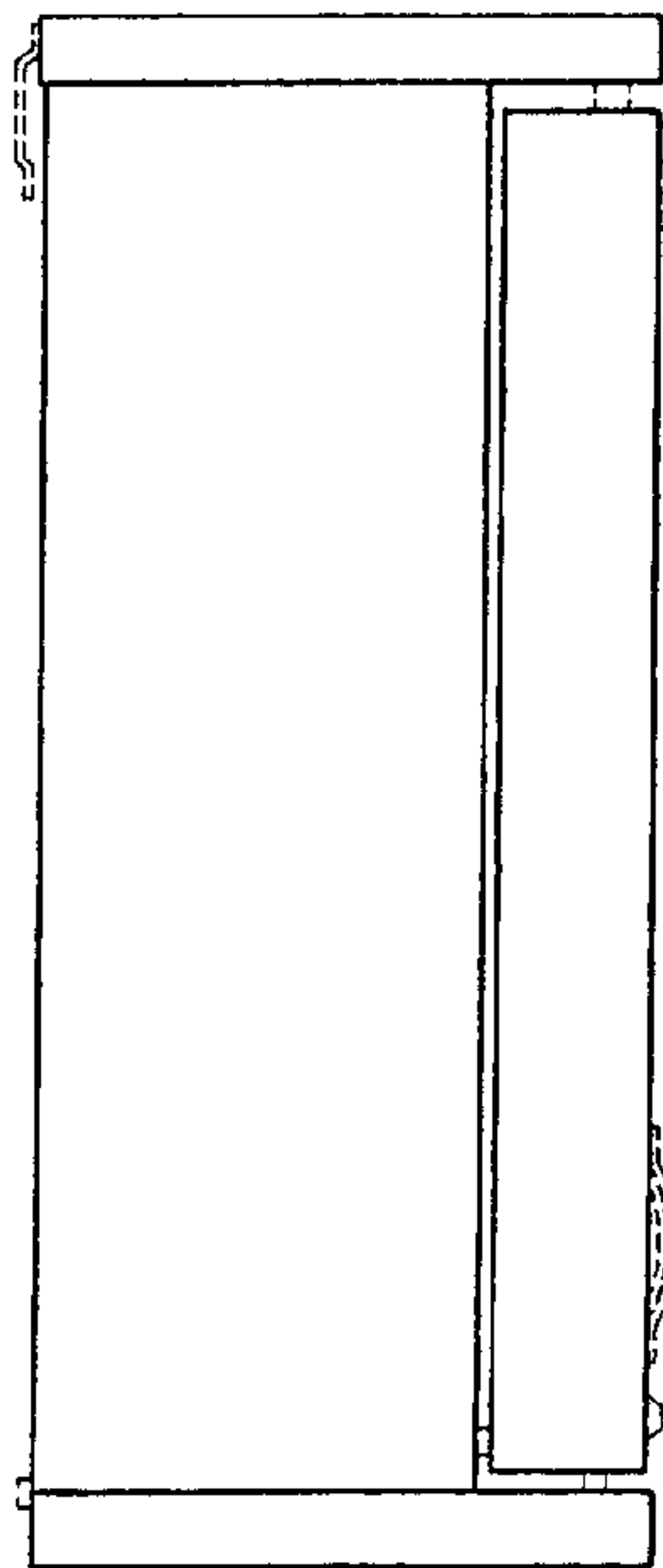
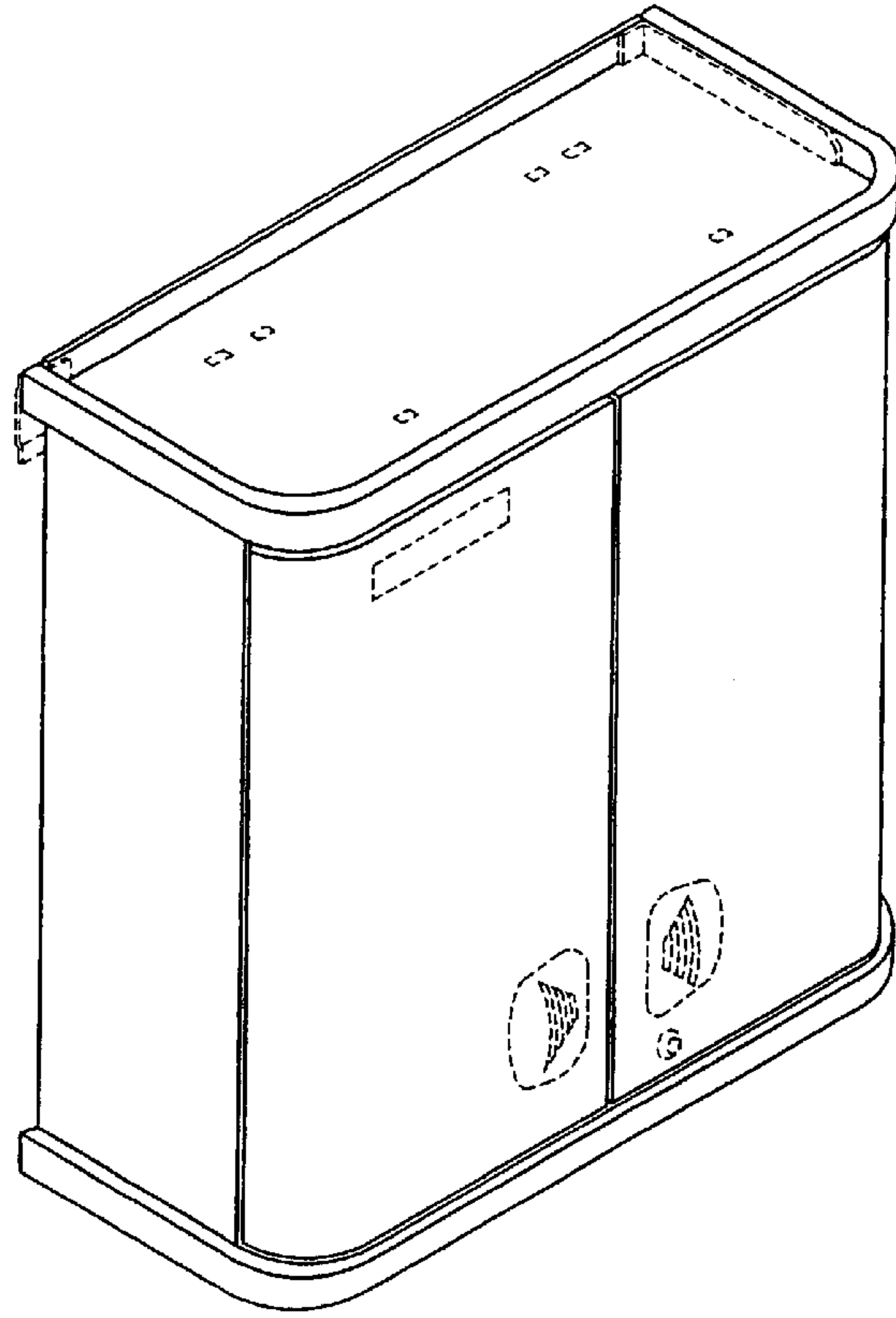


FIG. 2

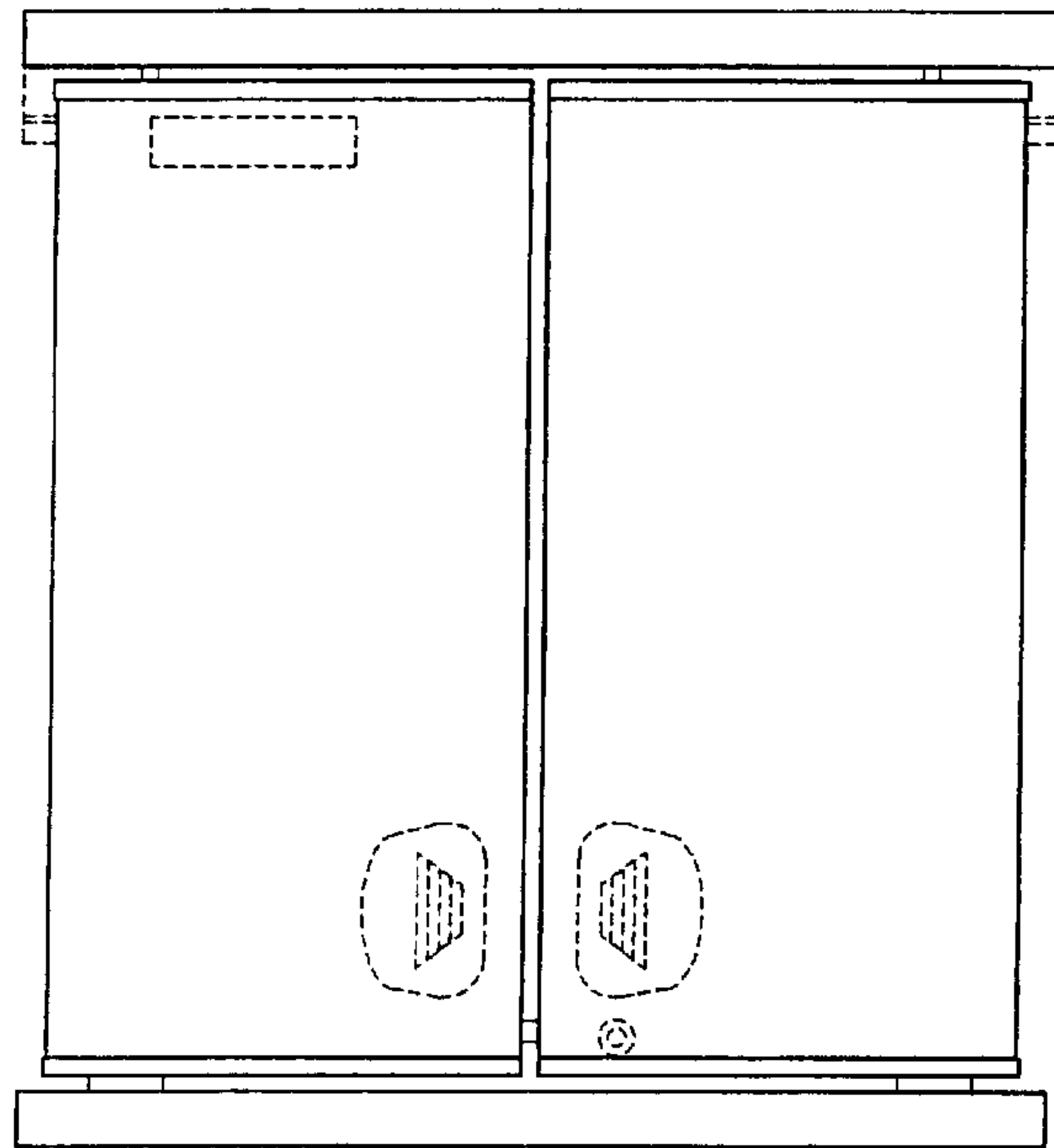


FIG. 3

FIG. 4


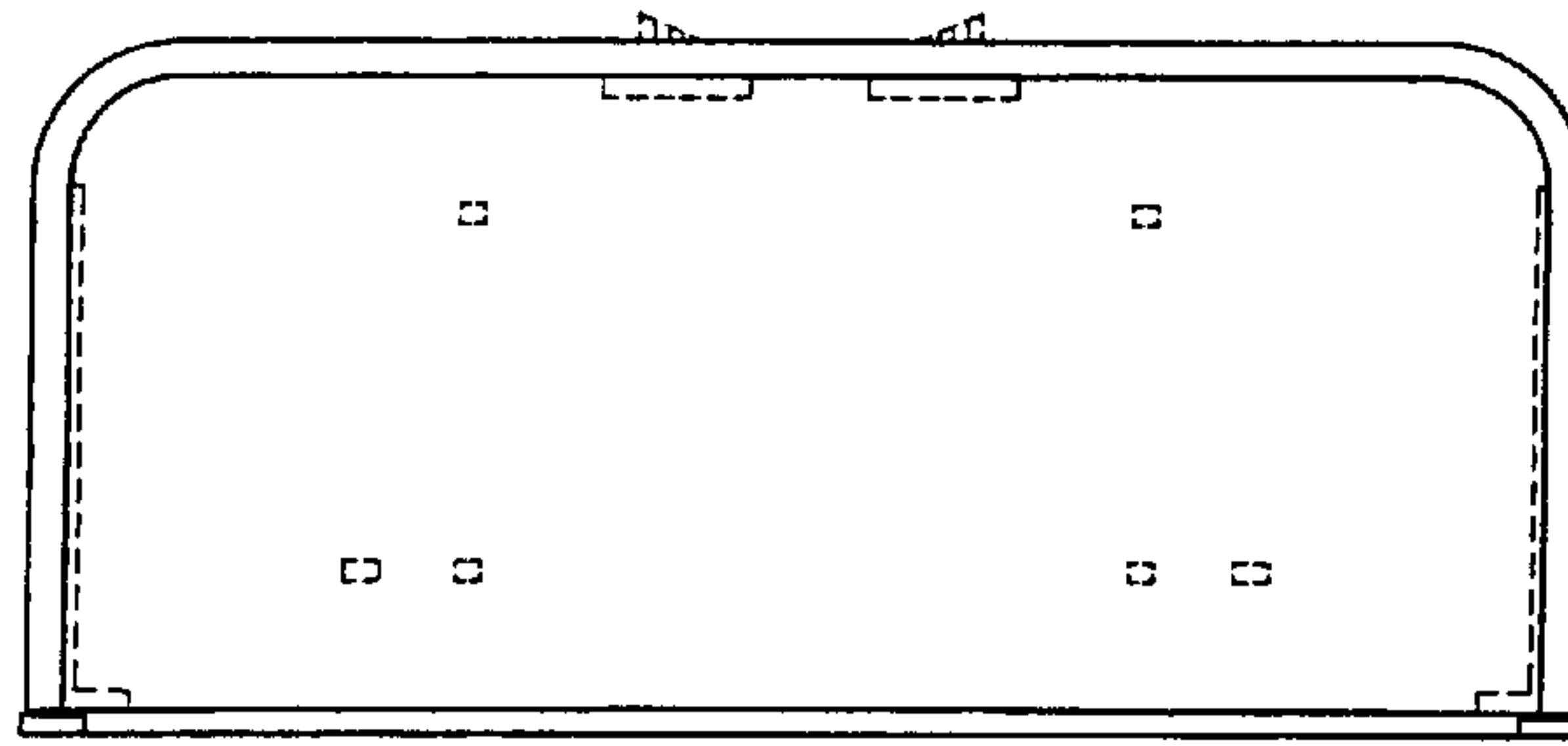


FIG. 5

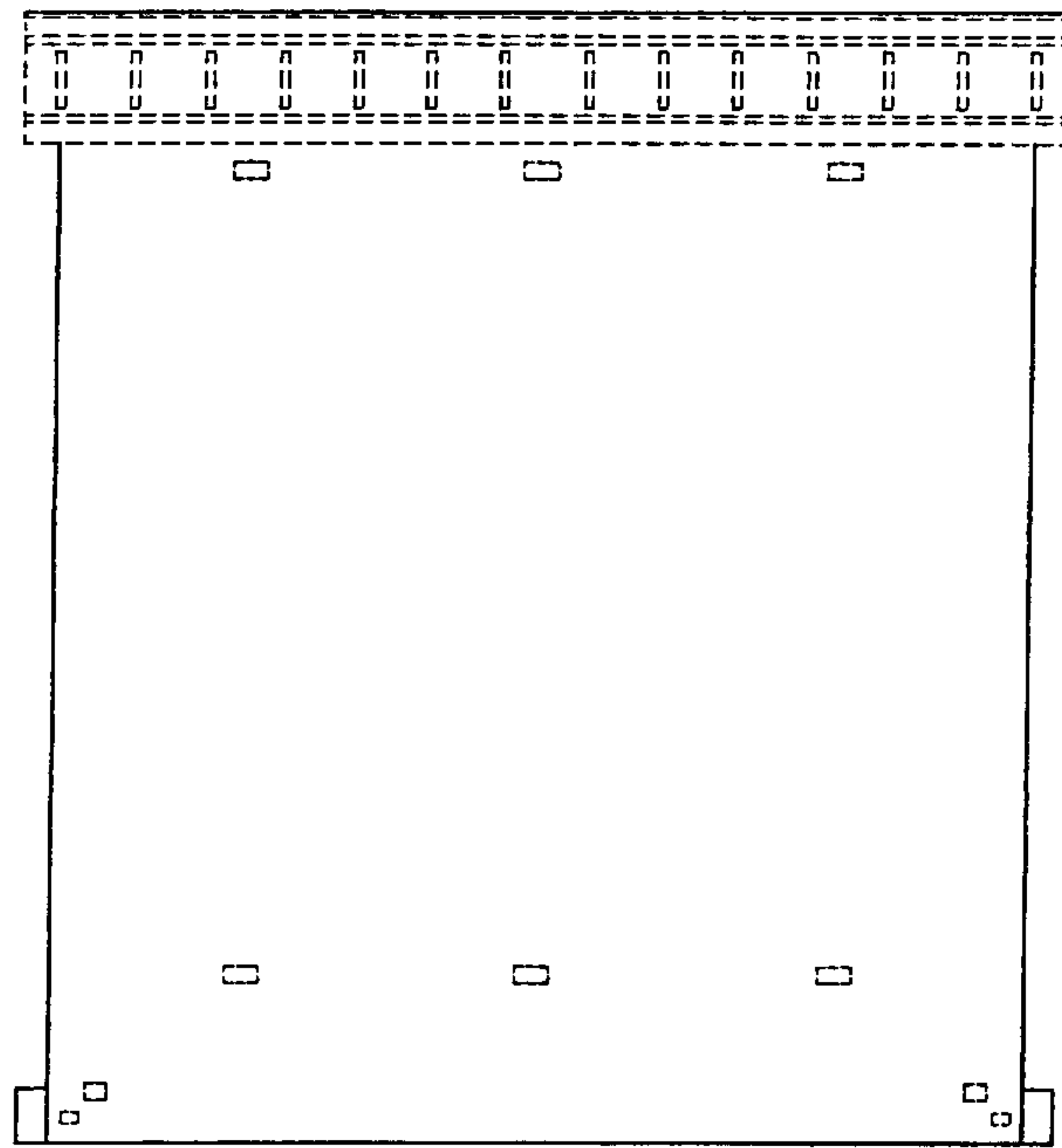
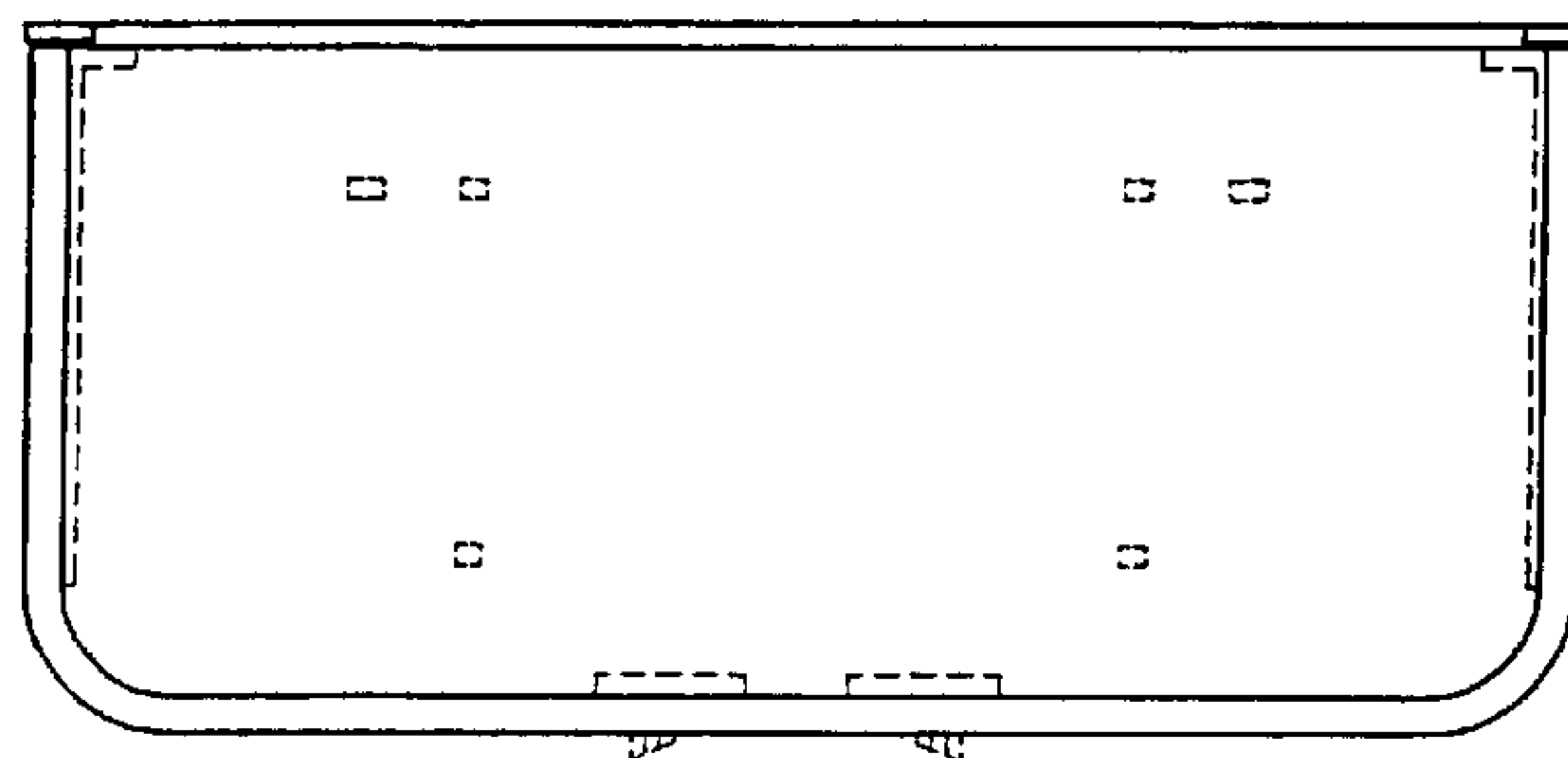


FIG. 6

FIG. 7



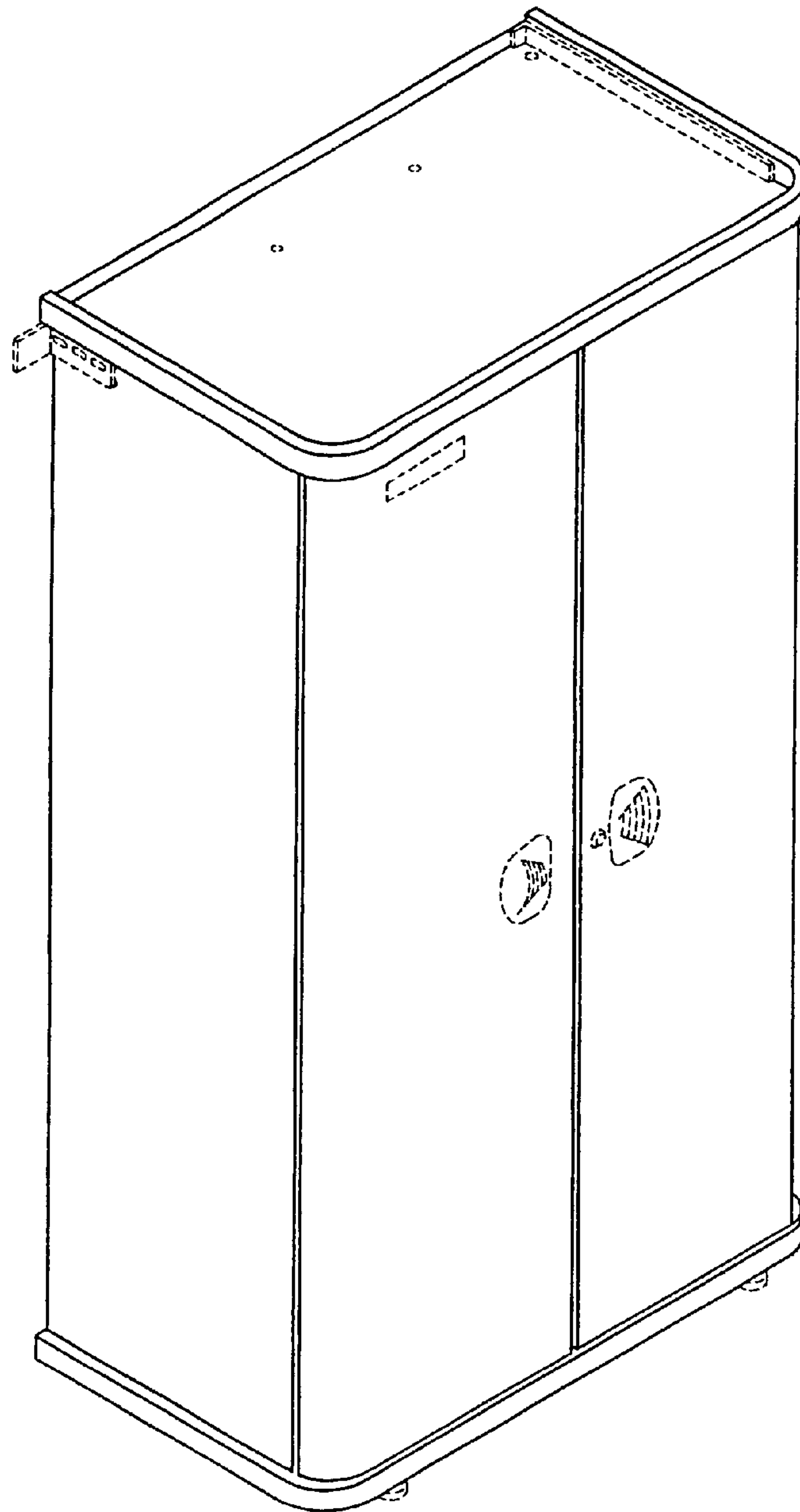


FIG. 8

FIG. 9


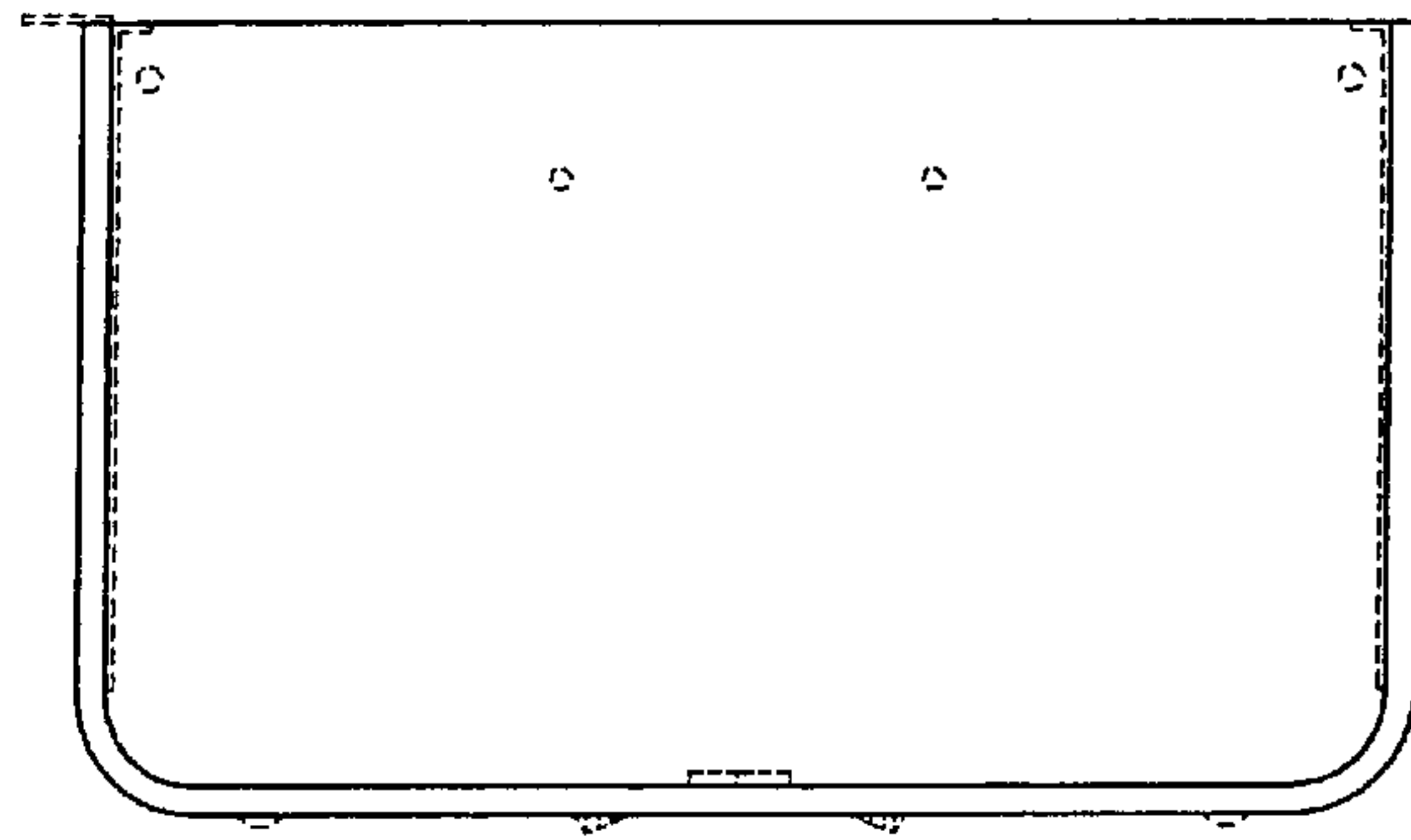


FIG. 10

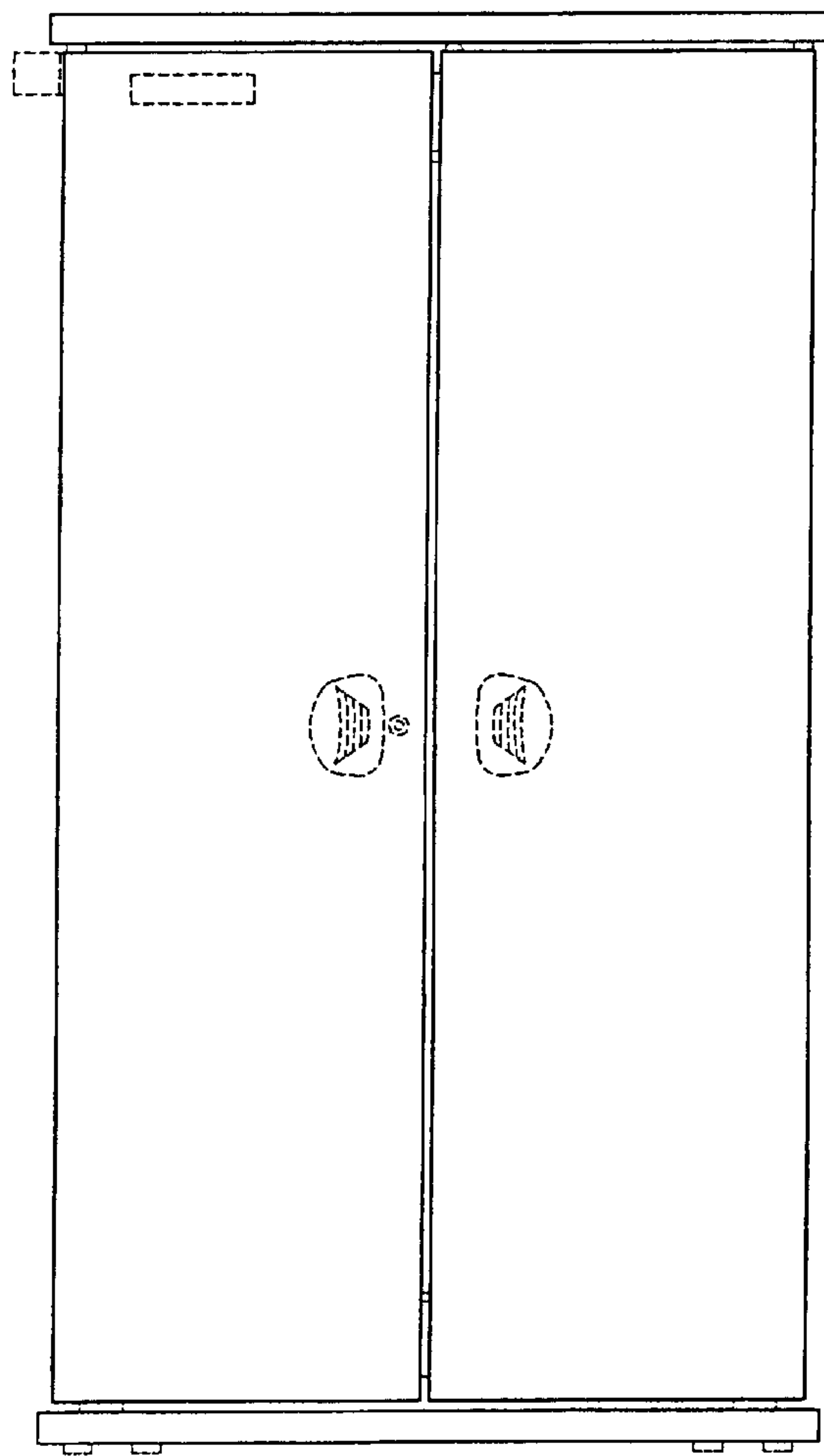


FIG. 11

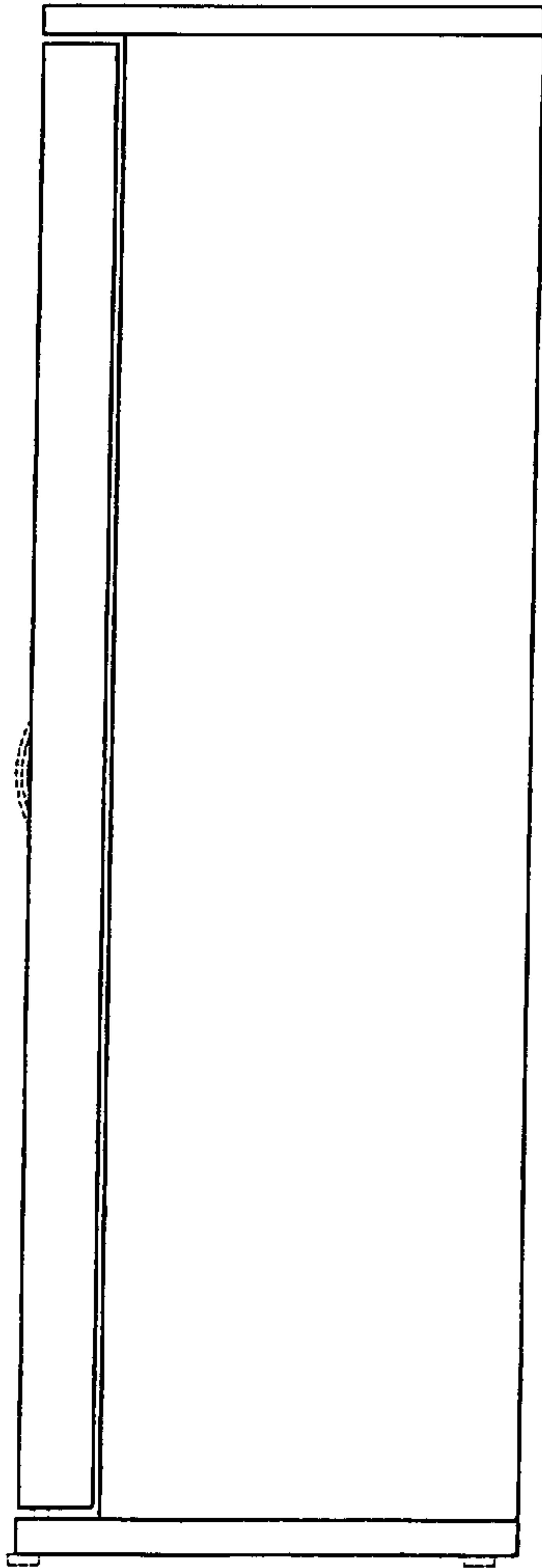


FIG. 12




FIG. 13

FIG. 14

