

US00D518302S

(12) **United States Design Patent**
Tapinassi et al.

(10) **Patent No.: US D518,302 S**

(45) **Date of Patent: ** Apr. 4, 2006**

(54) **SOFA**

(76) Inventors: **Roberto Tapinassi**, Via IX Febbraio, 3,
Firenze (IT); **Maurizio Manzoni**, Via
del Poute Sospeso, 27, Firenze (IT)

(**) Term: **14 Years**

(21) Appl. No.: **29/177,975**

(22) Filed: **Mar. 20, 2003**

(30) **Foreign Application Priority Data**

Sep. 20, 2002 (IT) RM2002O0252

(51) **LOC (8) Cl.** **06-01**

(52) **U.S. Cl.** **D6/361; D6/377**

(58) **Field of Classification Search** D6/334,
D6/335, 336, 361, 371, 373, 377, 381, 500-502;
297/445.1, 446.1

See application file for complete search history.

(56) **References Cited**

U.S. PATENT DOCUMENTS

D339,246 S * 9/1993 Hutton D6/377
D368,174 S * 3/1996 Lewis D6/377
D404,210 S * 1/1999 Hutton D6/361

D416,704 S * 11/1999 Mourgue D6/377
D431,381 S * 10/2000 Gomez D6/361
D472,067 S * 3/2003 Nicoletti D6/381
D487,984 S * 4/2004 Natuzzi D6/361

OTHER PUBLICATIONS

Furniture Today, p. 170, chaise by Giuseppe Nicoletti at
mid-page left Oct. 14, 2002.*

* cited by examiner

Primary Examiner—Mimosa De

(74) *Attorney, Agent, or Firm*—Young & Thompson

(57) **CLAIM**

The ornamental design for a sofa, as shown and described.

DESCRIPTION

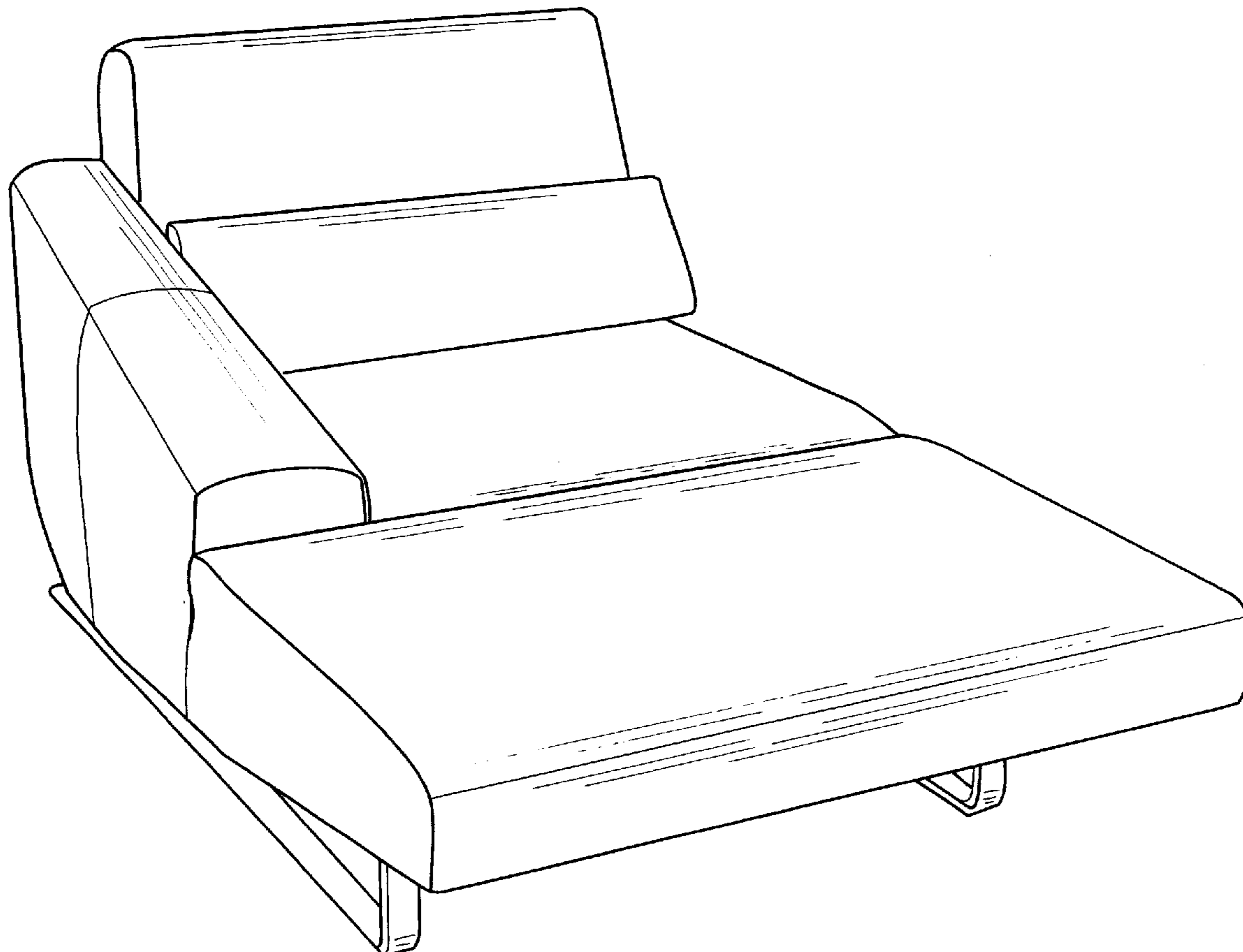
FIG. 1 is a top, front and side perspective view of a sofa
showing our new design;

FIG. 2 is a side elevational view thereof from the left of FIG.
1;

FIG. 3 is a side and top perspective view thereof from the
side opposite that shown in FIG. 3; and,

FIG. 4 is a rear elevational view thereof.

1 Claim, 4 Drawing Sheets



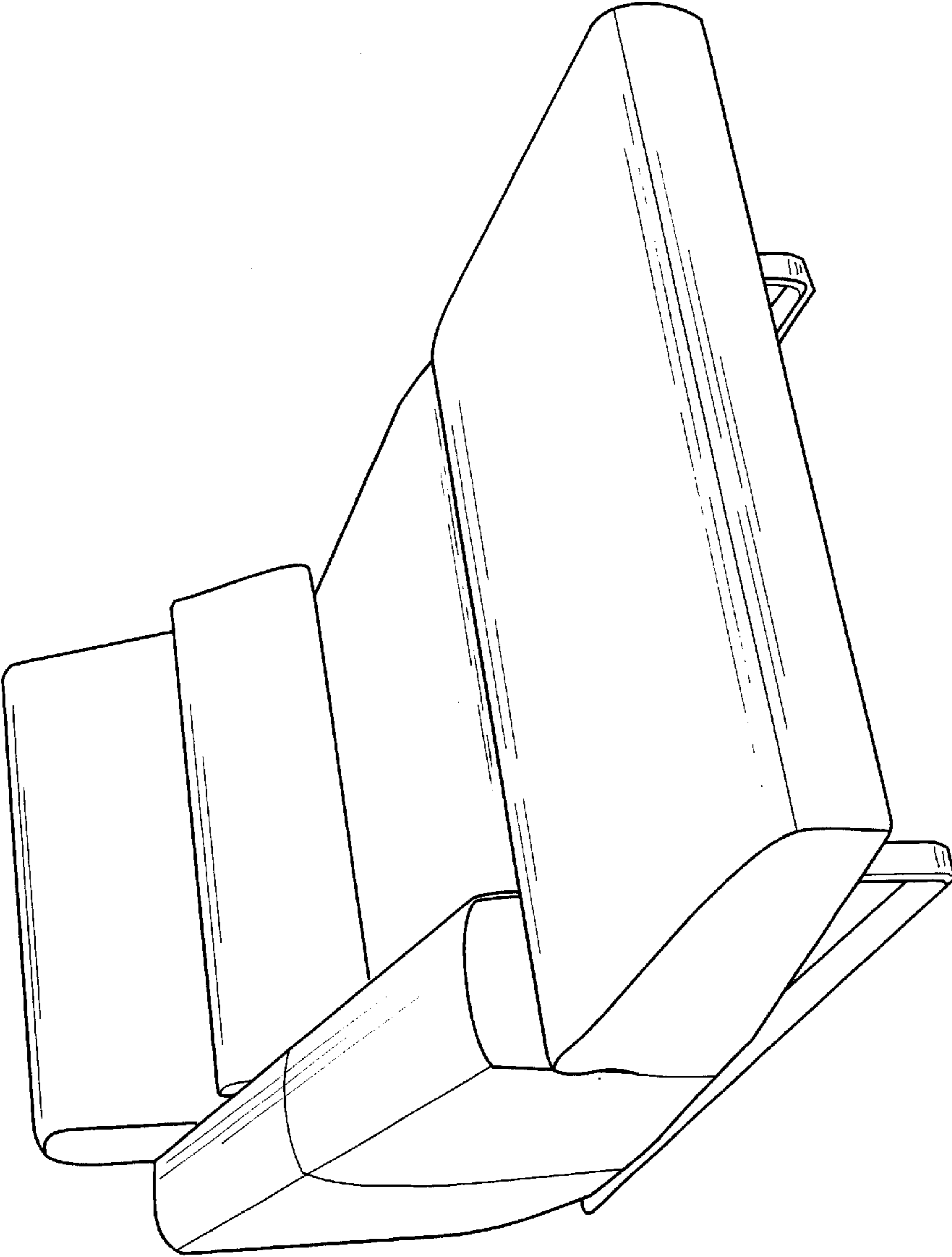


Fig. 1



Fig. 2

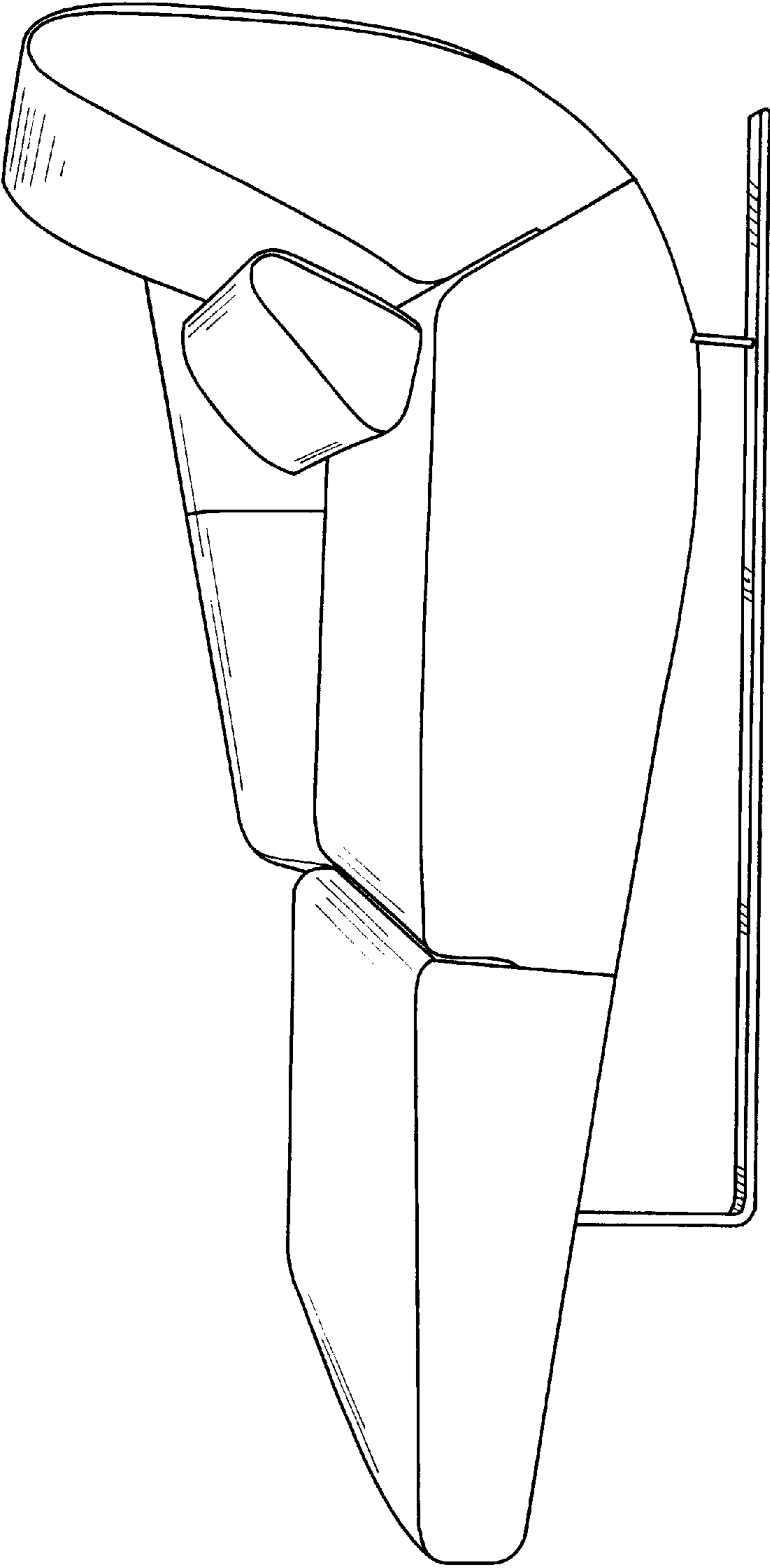


Fig. 3

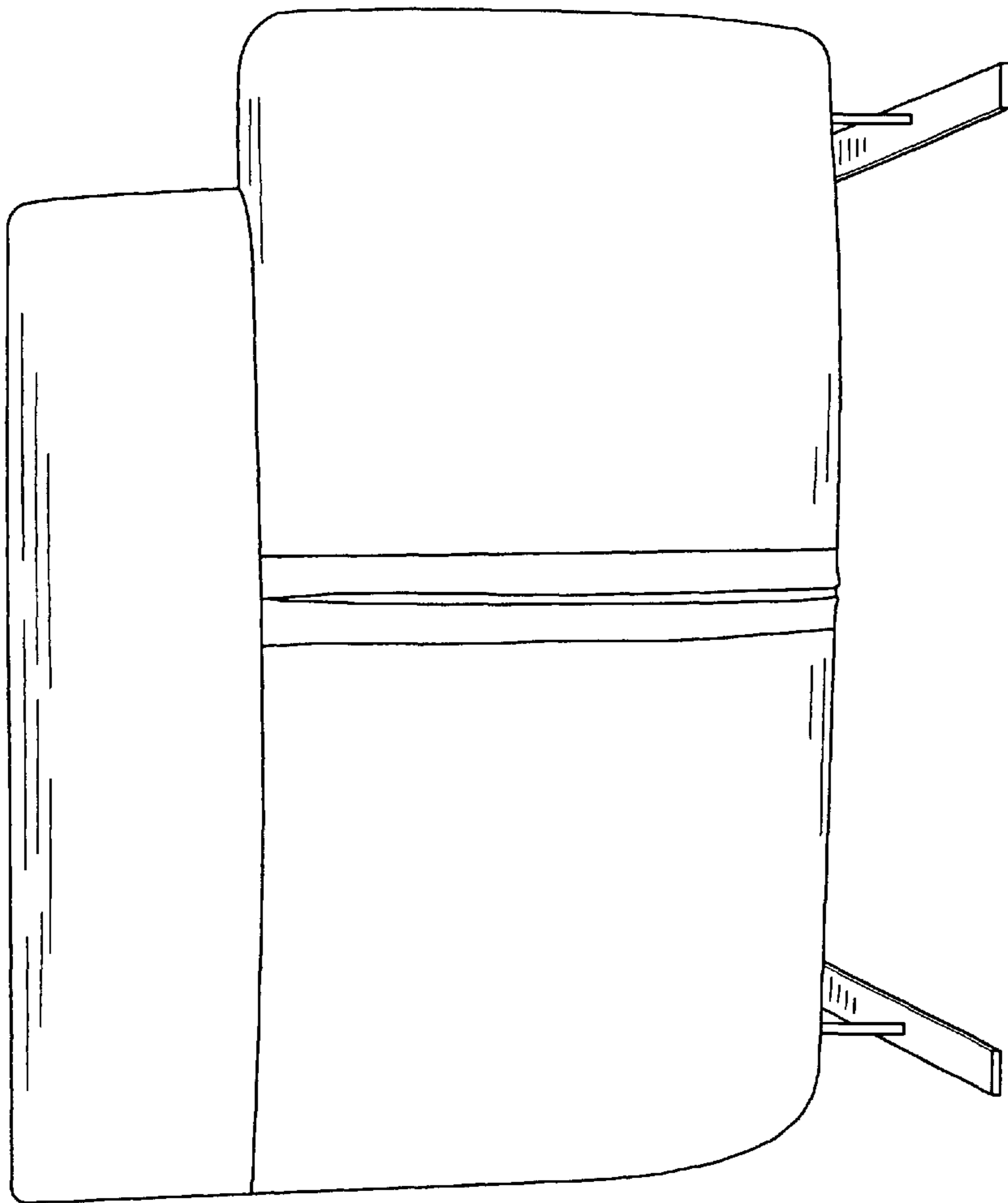


Fig. 4