



US00D518296S

(12) **United States Design Patent**
Choi et al.

(10) **Patent No.:** **US D518,296 S**

(45) **Date of Patent:** **** Apr. 4, 2006**

(54) **PATTERN FOR HANDBAG**

(75) Inventors: **Sandra Choi**, London (GB); **Lucy Kyte**, London (GB)

(73) Assignee: **J. Choo (Jersey) Limited**, St. Helier (KY)

(**) Term: **14 Years**

(21) Appl. No.: **29/226,447**

(22) Filed: **Mar. 28, 2005**

(30) **Foreign Application Priority Data**

Sep. 28, 2004 (EM) 234901-001
Sep. 28, 2004 (EM) 234919-001

(51) **LOC (8) Cl.** **03-99**

(52) **U.S. Cl.** **D3/321**

(58) **Field of Classification Search** D3/318,
D3/319, 321-328, 226, 229, 230, 232, 234,
D3/235, 242, 243, 245, 246, 270, 295, 271.2,
D3/304, 306; D12/409; 70/2, 6; 150/100,
150/107, 111, 118, 130, 900, 112, 114, 117,
150/127; 190/100, 119, 125, 127, 109, 110,
190/900-903; 224/42.11, 236, 429, 430,
224/609, 436, 439; 383/907, 38

See application file for complete search history.

(56) **References Cited**

U.S. PATENT DOCUMENTS

D110,184 S * 6/1938 Lobel D3/240

3,108,627 A * 10/1963 Tatelman 150/103
D262,587 S * 1/1982 Hyers D3/246
D273,536 S * 4/1984 Schimmel D3/243
D283,081 S * 3/1986 Hansen D3/246
4,907,633 A * 3/1990 Eckstein 150/105
5,146,966 A * 9/1992 Romano 150/110
D340,579 S * 10/1993 Romano D3/246
D488,925 S * 4/2004 McMahan et al. D3/232
D489,178 S * 5/2004 McMahan et al. D3/303

* cited by examiner

Primary Examiner—Sandra S. Snapp

(74) *Attorney, Agent, or Firm*—Fross Zelnick Lehrman & Zissu, P.C.; David I. Greenbaum, Esq.; Lawrence E. Apolzon, Esq.

(57) **CLAIM**

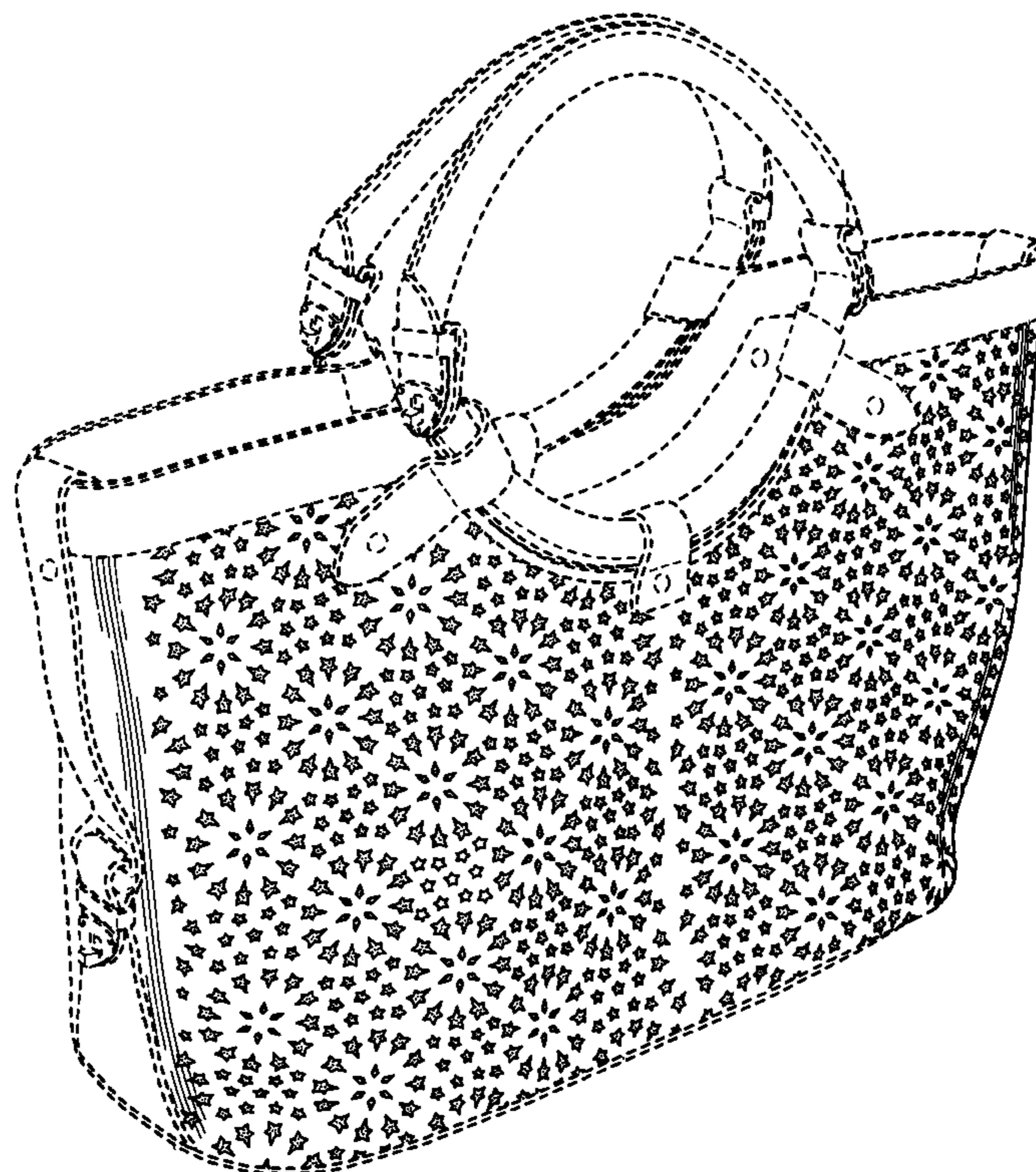
The ornamental design for a pattern for handbag, as shown and described.

DESCRIPTION

FIG. 1 is a front perspective view of my new pattern design; FIG. 2 is a side view of the pattern design shown in FIG. 1, the other side being a mirror image thereof; and, FIG. 3 is a front view of the pattern design shown in FIG. 1, the back being a mirror image thereof.

The broken line showing of the overall handbag structure, handles, handle tabs, clasp pieces, outline trim, and cutouts in the material is for illustrative purposes only and forms no part of the claimed design.

1 Claim, 3 Drawing Sheets



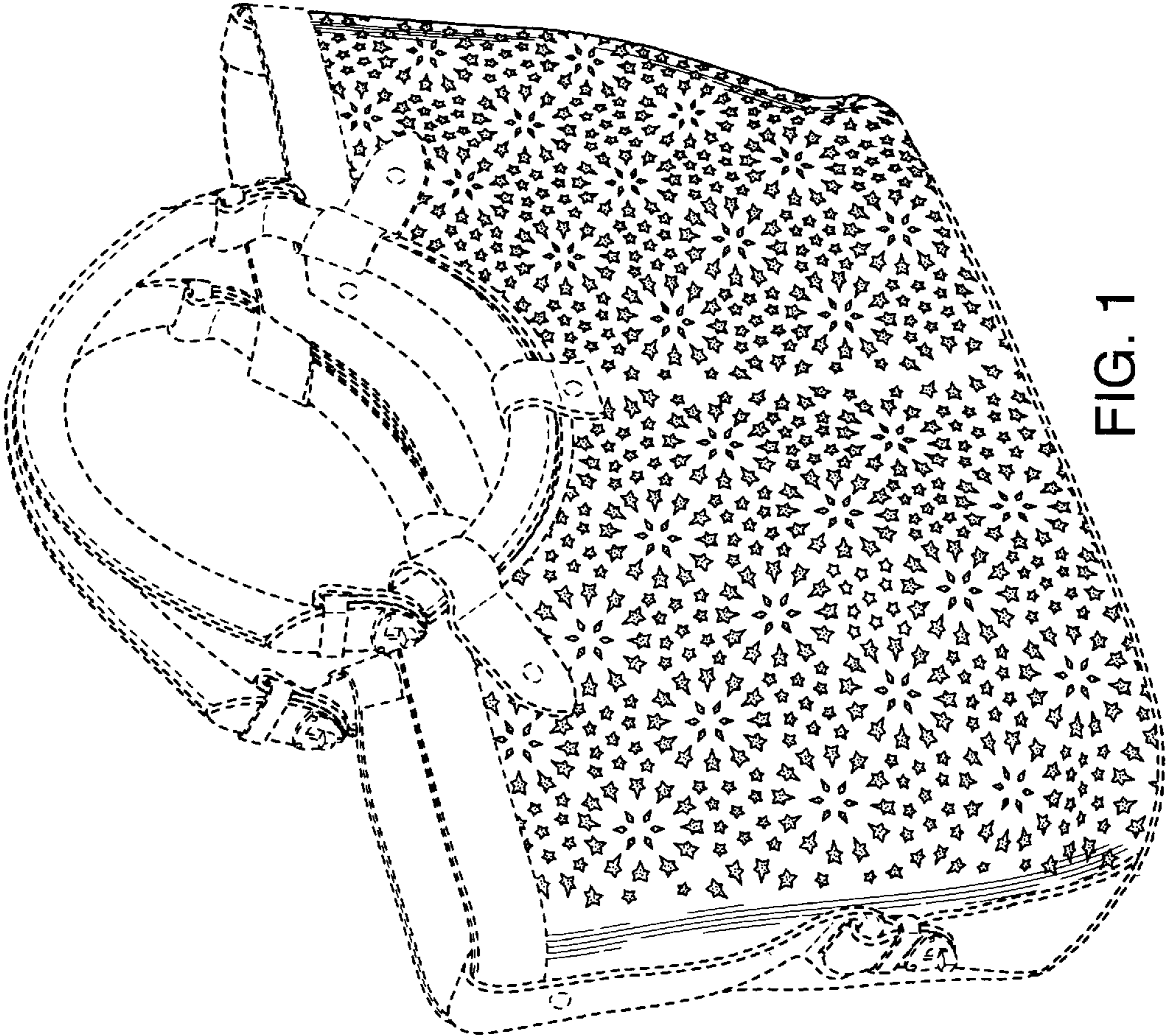


FIG. 1

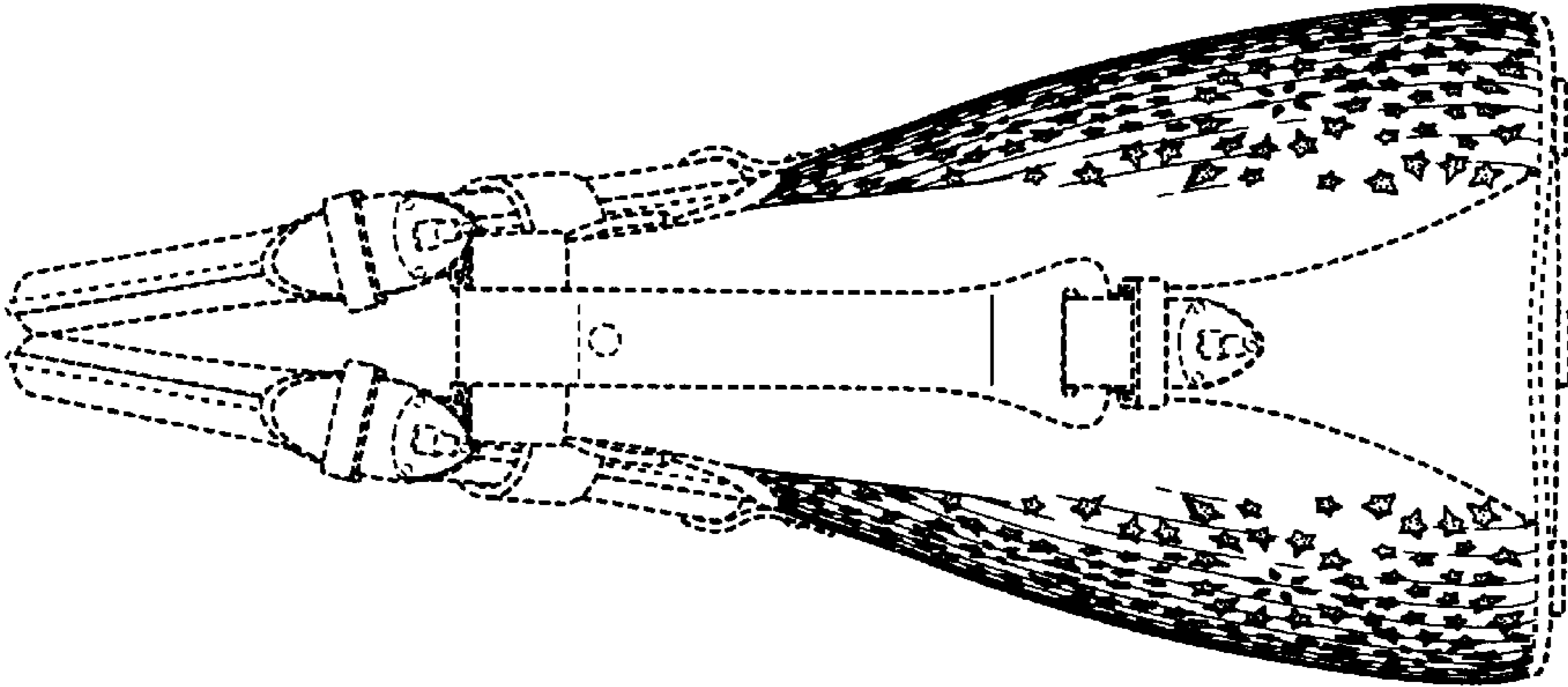


FIG. 2

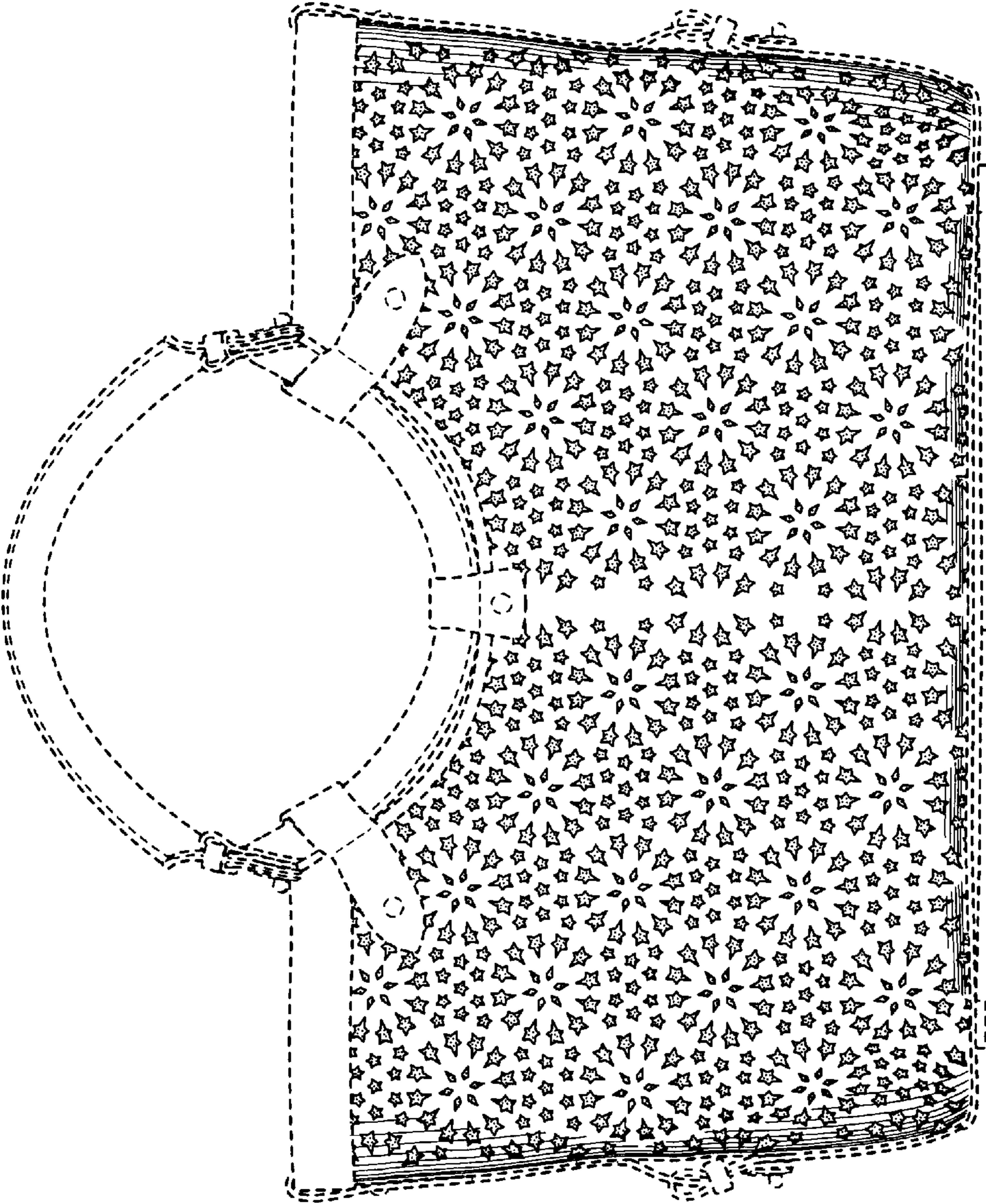


FIG. 3