



US00D518291S

(12) **United States Design Patent**  
**Zou et al.**

(10) **Patent No.:** **US D518,291 S**

(45) **Date of Patent:** **\*\* Apr. 4, 2006**

(54) **TRANSPORT AND DISPLAY CASE FOR A GOLF SET**

(75) Inventors: **Frank Zou**, Baldwin Park, CA (US);  
**Charles L. P. Chiang**, Baldwin Park, CA (US)

(73) Assignee: **Conan Golf, Inc.**, Baldwin Park, CA (US)

(\*\*) Term: **14 Years**

(21) Appl. No.: **29/204,591**

(22) Filed: **Apr. 30, 2004**

(51) **LOC (8) Cl.** ..... **03-01**

(52) **U.S. Cl.** ..... **D3/255; D9/418**

(58) **Field of Classification Search** ..... D3/255,  
D3/272, 273, 294, 302; D9/423, 418, 432;  
D6/449; 206/315.2, 315.4, 769, 781, 782,  
206/776

See application file for complete search history.

(56) **References Cited**

**U.S. PATENT DOCUMENTS**

2,907,364	A	*	10/1959	Trenery	.....	150/159
3,324,997	A	*	6/1967	Bonanno	.....	206/765
4,234,025	A	*	11/1980	Berge	.....	206/315.4
D275,837	S	*	10/1984	Poelvoorde	.....	D9/418
D293,212	S	*	12/1987	Zuliani	.....	D9/418
D308,025	S	*	5/1990	Gregory	.....	D9/415
D310,967	S	*	10/1990	Roethling	.....	D9/418
D337,269	S	*	7/1993	Grieco	.....	D9/418

D349,553	S	*	8/1994	Au	.....	D9/422
D386,079	S	*	11/1997	Harper	.....	D9/418
5,797,439	A	*	8/1998	Brandriet	.....	150/159
D409,908	S	*	5/1999	Besana	.....	D9/418
D461,634	S	*	8/2002	Watson, Sr.	.....	D3/255

**OTHER PUBLICATIONS**

Uline catalog CF36, 2003, p. 23, Golf Boxes.\*

\* cited by examiner

*Primary Examiner*—Philip S. Hyder

(74) *Attorney, Agent, or Firm*—East IP Group; Philip K. Yu

(57) **CLAIM**

The ornamental design for a transport and display case for a golf set, as shown and described.

**DESCRIPTION**

FIG. 1 is a perspective view of the transport and display case for a golf set.

FIG. 2 is a front elevational view of the transport and display case for a golf set.

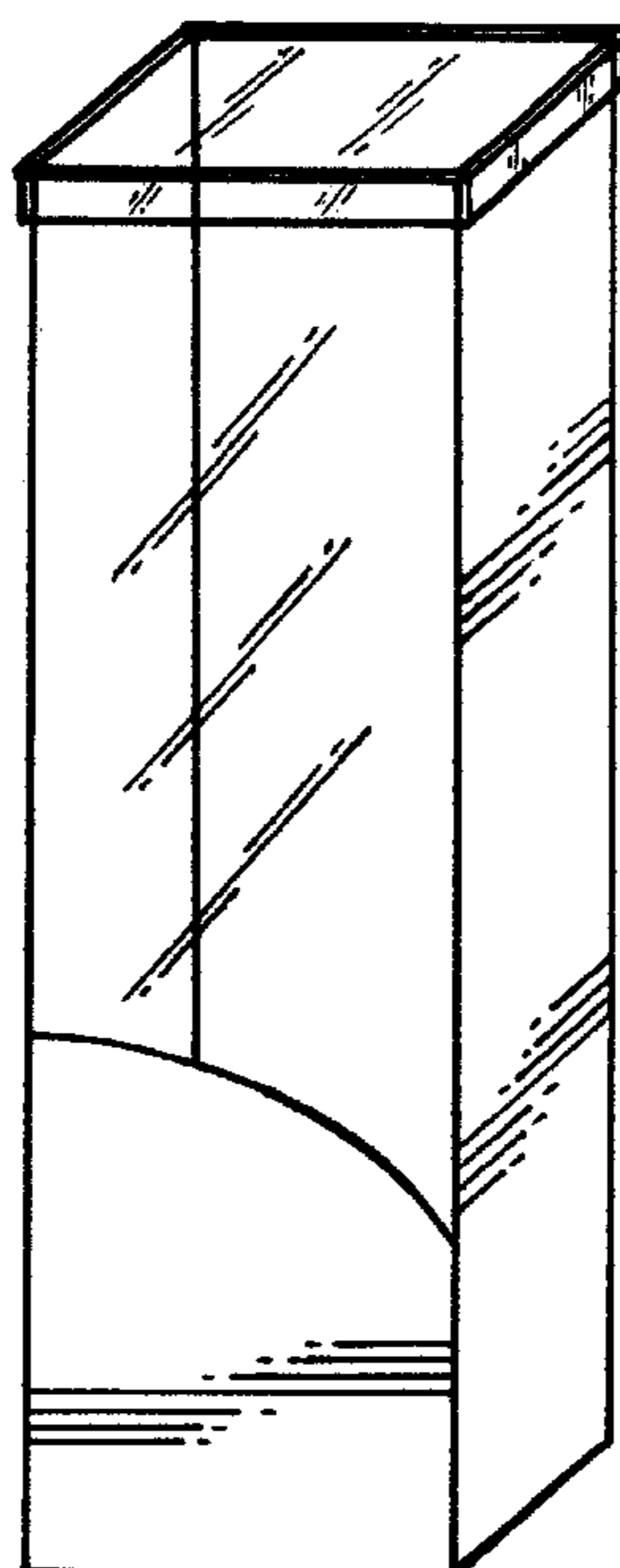
FIG. 3 is a right elevational view of the transport and display case for a golf set. The left side view is a mirror image of the right side view.

FIG. 4 is a top plan view of the transport and display case for a golf set.

FIG. 5 is a bottom view of the transport and display case for a golf set; and,

FIG. 6 is a rear elevational view of the transport and display case for a golf set.

**1 Claim, 3 Drawing Sheets**



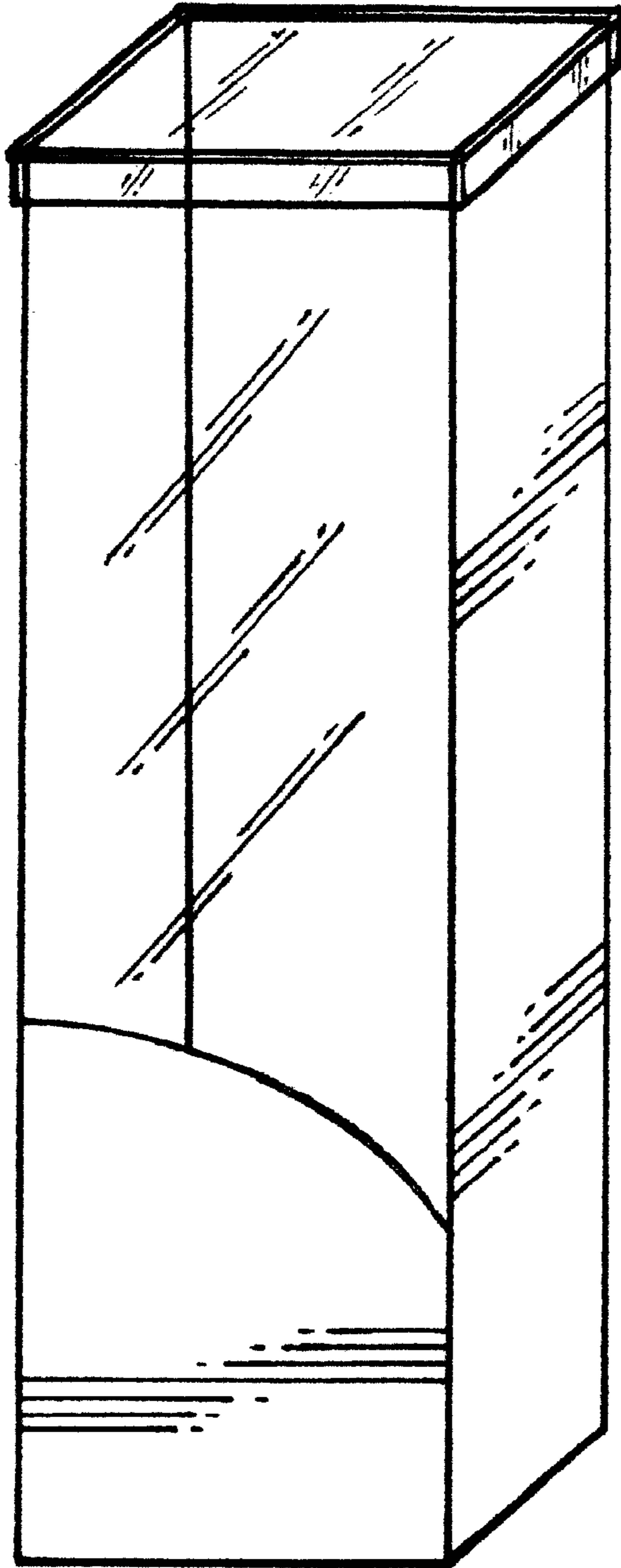


FIG. 1

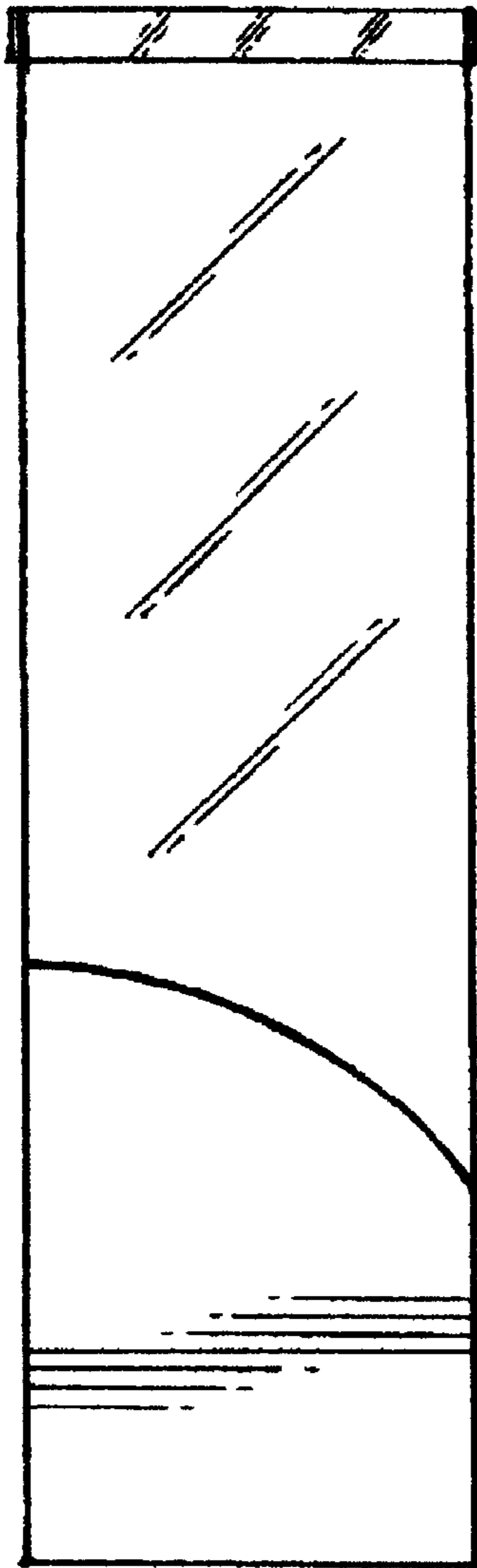


FIG. 2




FIG. 3

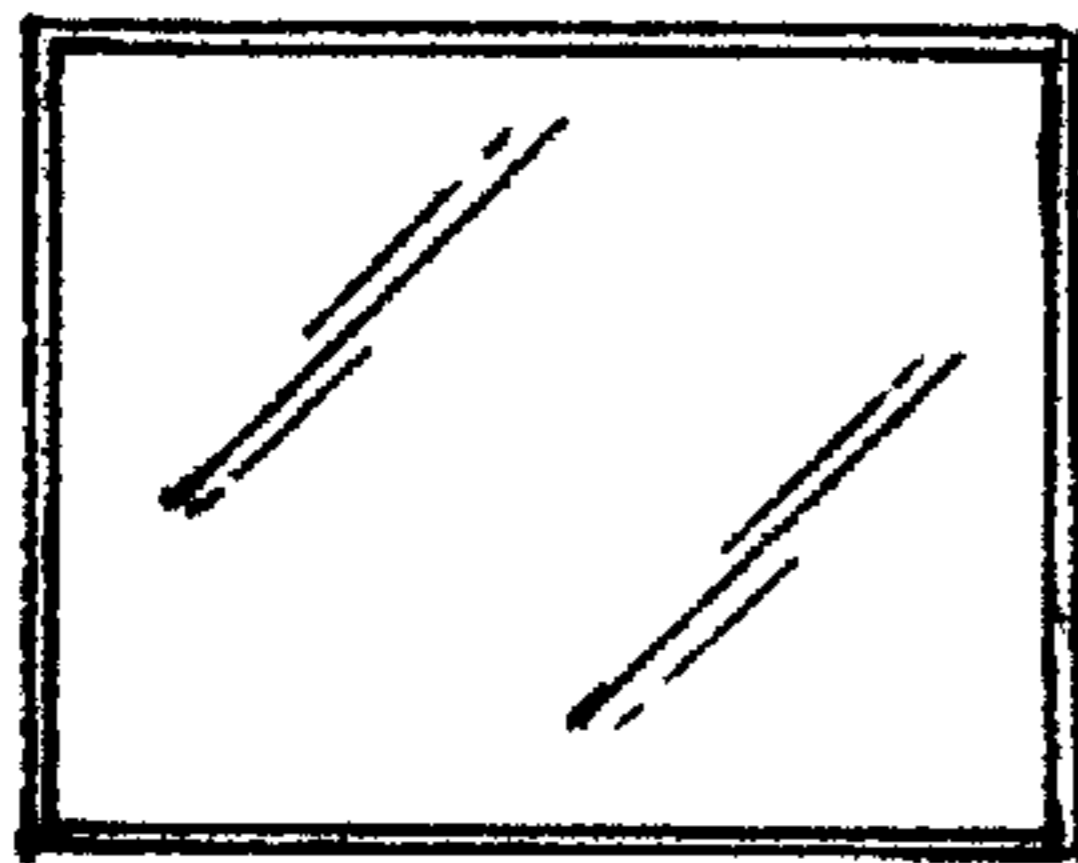


FIG. 4




FIG. 5




FIG. 6