



US00D518285S

(12) **United States Design Patent**
Schoenborn et al.

(10) **Patent No.:** **US D518,285 S**

(45) **Date of Patent:** **** Apr. 4, 2006**

(54) **FOOTWEAR SOLE**

(75) Inventors: **Mary L. Schoenborn**, Rockford, MI (US); **Donald R. Reardon**, Portland, OR (US)

(73) Assignee: **Wolverine World Wide, Inc.**, Rockford, MI (US)

(**) Term: **14 Years**

(21) Appl. No.: **29/231,208**

(22) Filed: **Jun. 2, 2005**

(51) **LOC (8) Cl.** **02-99**

(52) **U.S. Cl.** **D2/977**

(58) **Field of Classification Search** D2/896,
D2/909-912, 946, 972, 977; 36/78
See application file for complete search history.

(56) **References Cited**

U.S. PATENT DOCUMENTS

D499,541 S * 12/2004 Dolan D2/977
D499,878 S * 12/2004 Rask D2/977
D501,713 S * 2/2005 Kayano et al. D2/977

OTHER PUBLICATIONS

Merrell Spring 2005 Catalog, p 14.
Merrell Fall 2000 Catalog, p 27.
HyTest 1997 Catalog, pp 64, 65.

* cited by examiner

Primary Examiner—Dominic Simone

(74) *Attorney, Agent, or Firm*—Warner Norcross & Judd

(57) **CLAIM**

The ornamental design for footwear sole, as shown and described.

DESCRIPTION

FIG. 1 is a perspective view of the footwear sole embodying the new design;

FIG. 2 is a right side view thereof;


FIG. 3 is a left side view thereof;

FIG. 4 is a front view thereof; and,

FIG. 5 is a rear view thereof.

FIGS. 1-5 show features of an article of footwear in phantom lines. These features are shown for environmental purposes and do not form any part of the claimed design. Further, the phantom lines immediately adjacent the solid-line portions of the design form the boundary of the design, with the phantom lines forming no part of the claimed design.

1 Claim, 3 Drawing Sheets



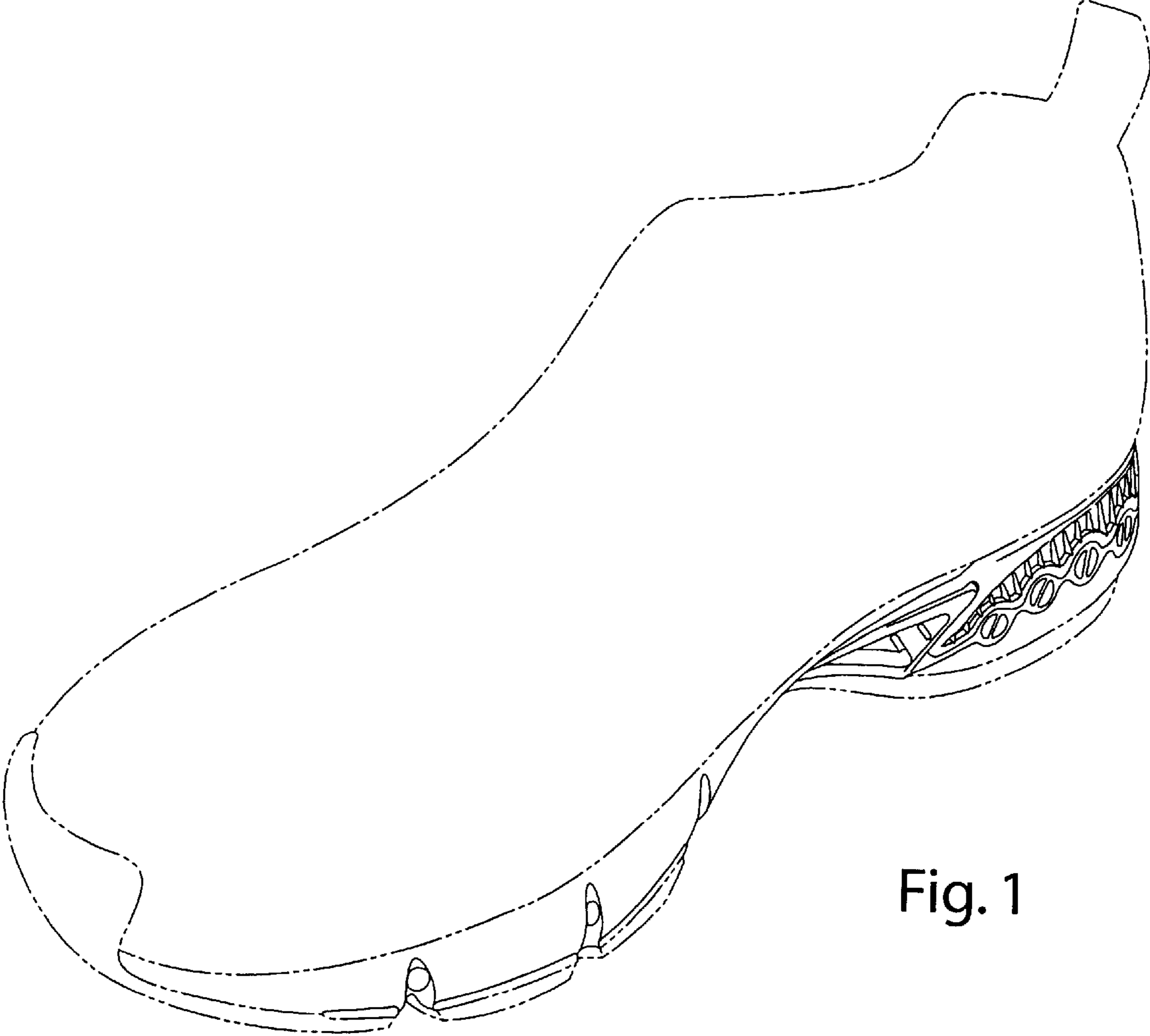


Fig. 1




Fig. 2

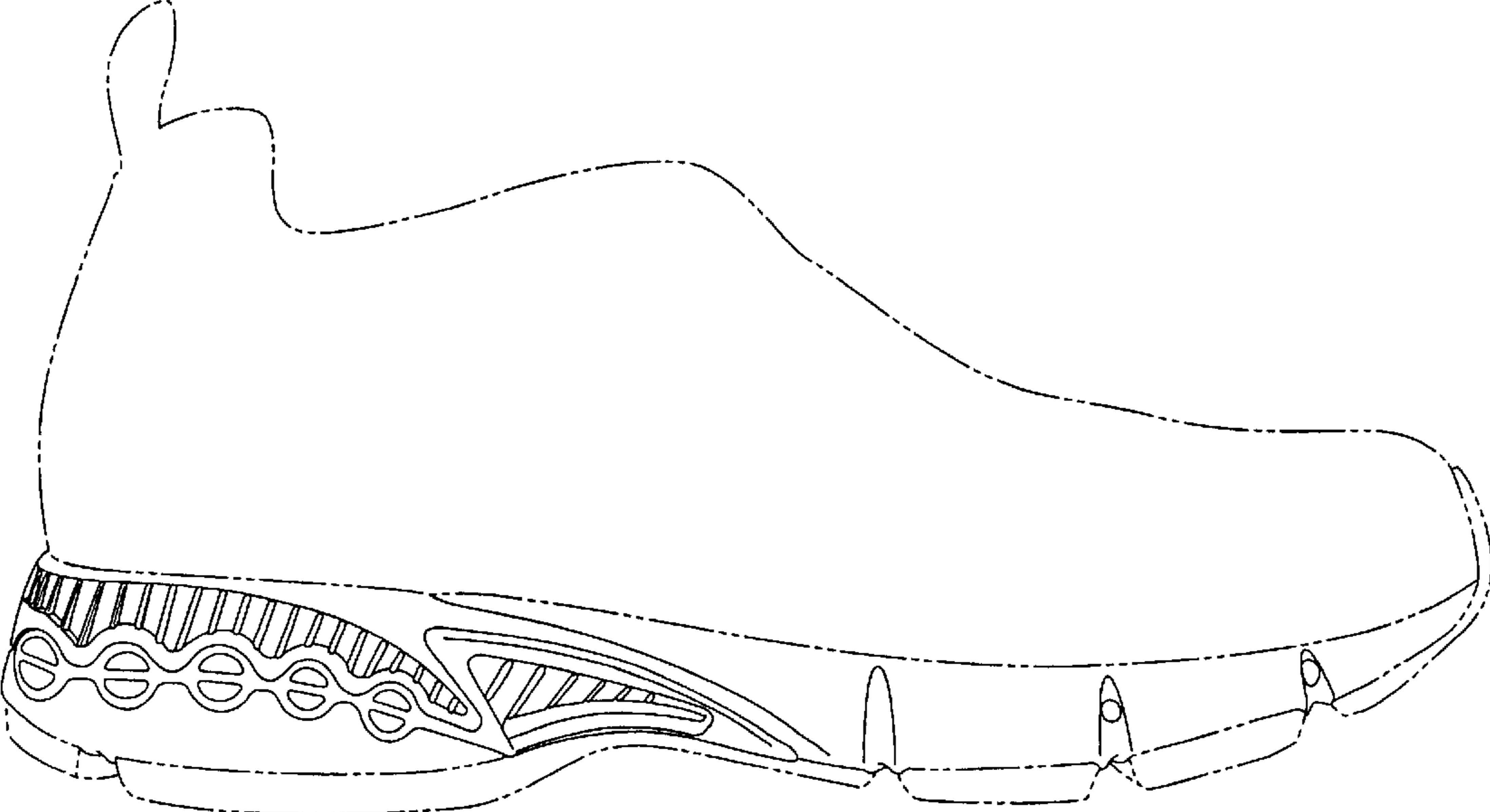


Fig. 3




Fig. 4

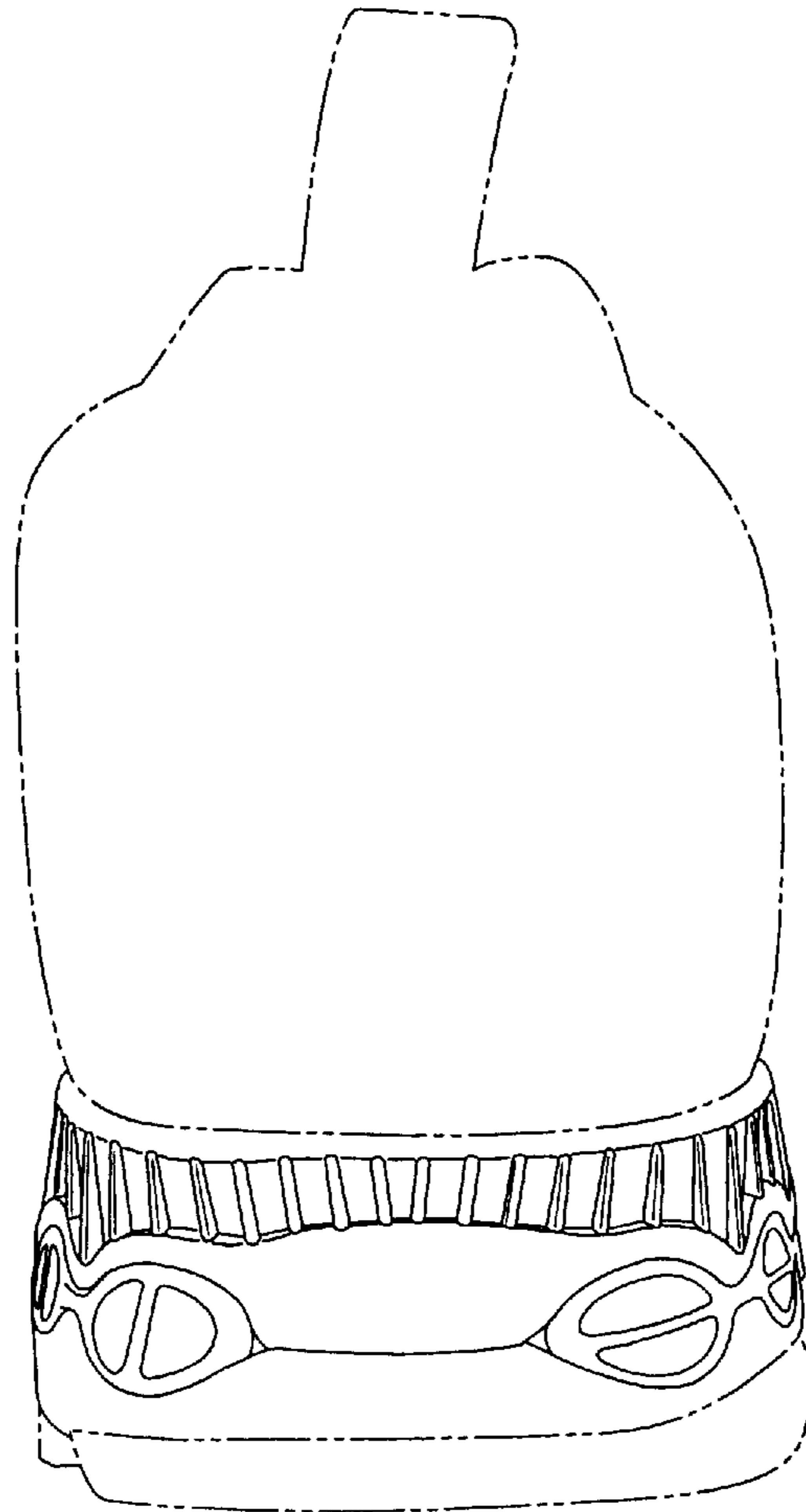


Fig. 5