



US00D518283S

(12) **United States Design Patent** (10) **Patent No.:** **US D518,283 S**
Kayano et al. (45) **Date of Patent:** **** Apr. 4, 2006**

(54) **SHOE UPPER**

(75) Inventors: **Toshikazu Kayano**, Kobe (JP);
Kiyomitsu Kurosaki, Kobe (JP)

(73) Assignee: **ASICS Corporation**, Kobe (JP)

(**) Term: **14 Years**

(21) Appl. No.: **29/195,359**

(22) Filed: **Dec. 11, 2003**

(30) **Foreign Application Priority Data**

Jul. 18, 2003	(JP)	2003-020991
Jul. 18, 2003	(JP)	2003-020997
Jul. 18, 2003	(JP)	2003-021024
Jul. 18, 2003	(JP)	2003-021025
Jul. 18, 2003	(JP)	2003-021026
Jul. 18, 2003	(JP)	2003-021027
Jul. 18, 2003	(JP)	2003-021028
Jul. 18, 2003	(JP)	2003-021029
Jul. 18, 2003	(JP)	2003-021030
Jul. 18, 2003	(JP)	2003-021031
Jul. 18, 2003	(JP)	2003-021032
Jul. 18, 2003	(JP)	2003-021033

(51) **LOC (8) Cl.** **02-99**

(52) **U.S. Cl.** **D2/972**

(58) **Field of Classification Search** D2/902,
D2/907, 908, 943, 944, 969, 972-974; 36/45,
36/50.1, 77 M, 77 R, 83, 88, 113, 114, 126-131
See application file for complete search history.

(56) **References Cited**

U.S. PATENT DOCUMENTS

D498,579 S * 11/2004 Lemaster D2/972

* cited by examiner

Primary Examiner—Dominic Simone

(74) *Attorney, Agent, or Firm*—Michael Zall

(57) **CLAIM**

I claim the ornamental design for the shoe upper, as shown and described.

DESCRIPTION

FIG. 1 is a perspective view of a First Embodiment of a portion of a shoe upper as seen from the top, front and right sides, wherein the broken linework is for environmental purposes only and does not constitute a part of the claimed design;

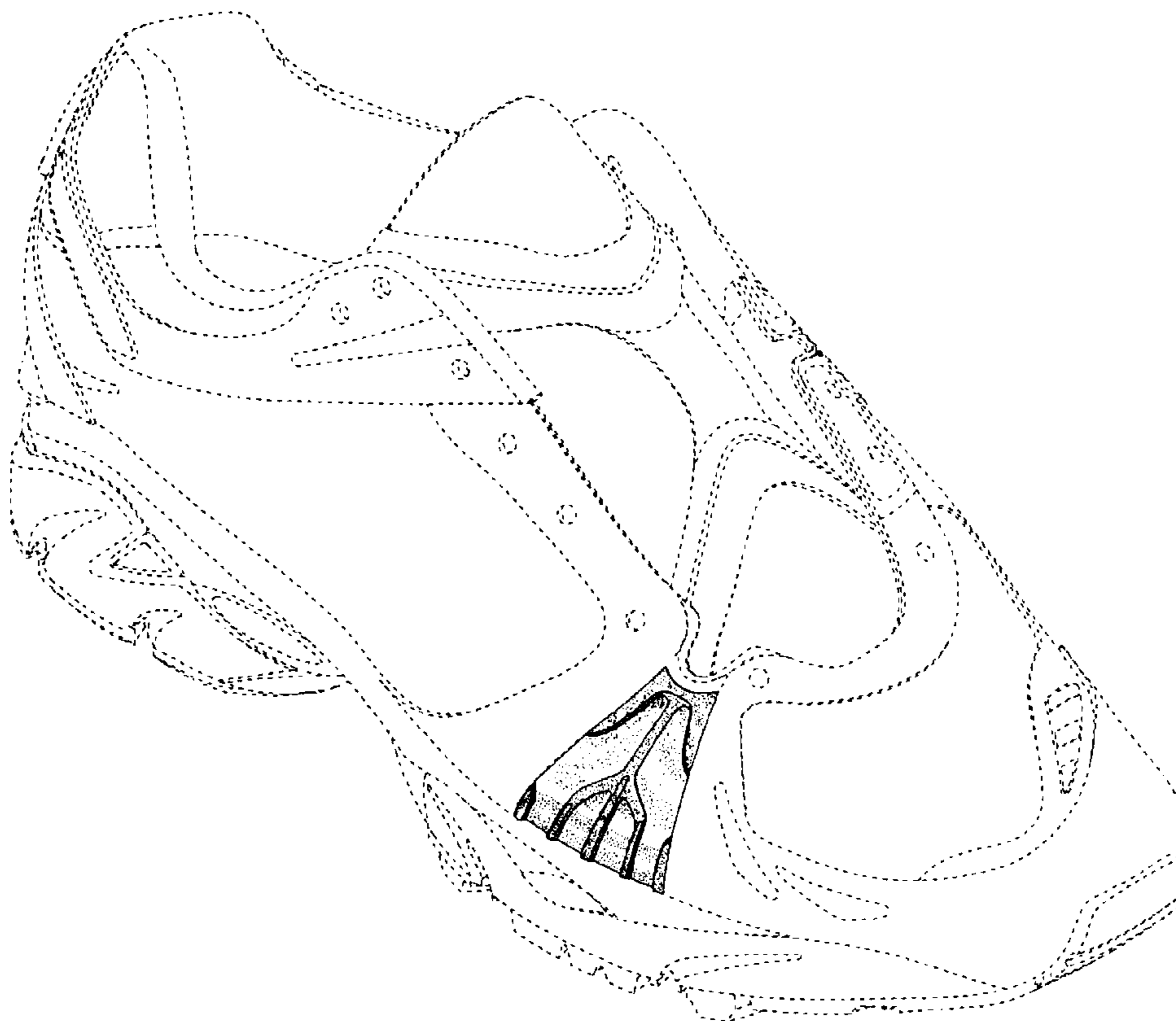
FIG. 2 is an enlarged perspective view thereof;

FIG. 3 is a right side elevational view thereof; and,

FIG. 4 is a cross-sectional view thereof, taken along section line 4—4 of FIG. 3.

The shoe upper for the other foot is the mirror image of the embodiment shown.

1 Claim, 4 Drawing Sheets



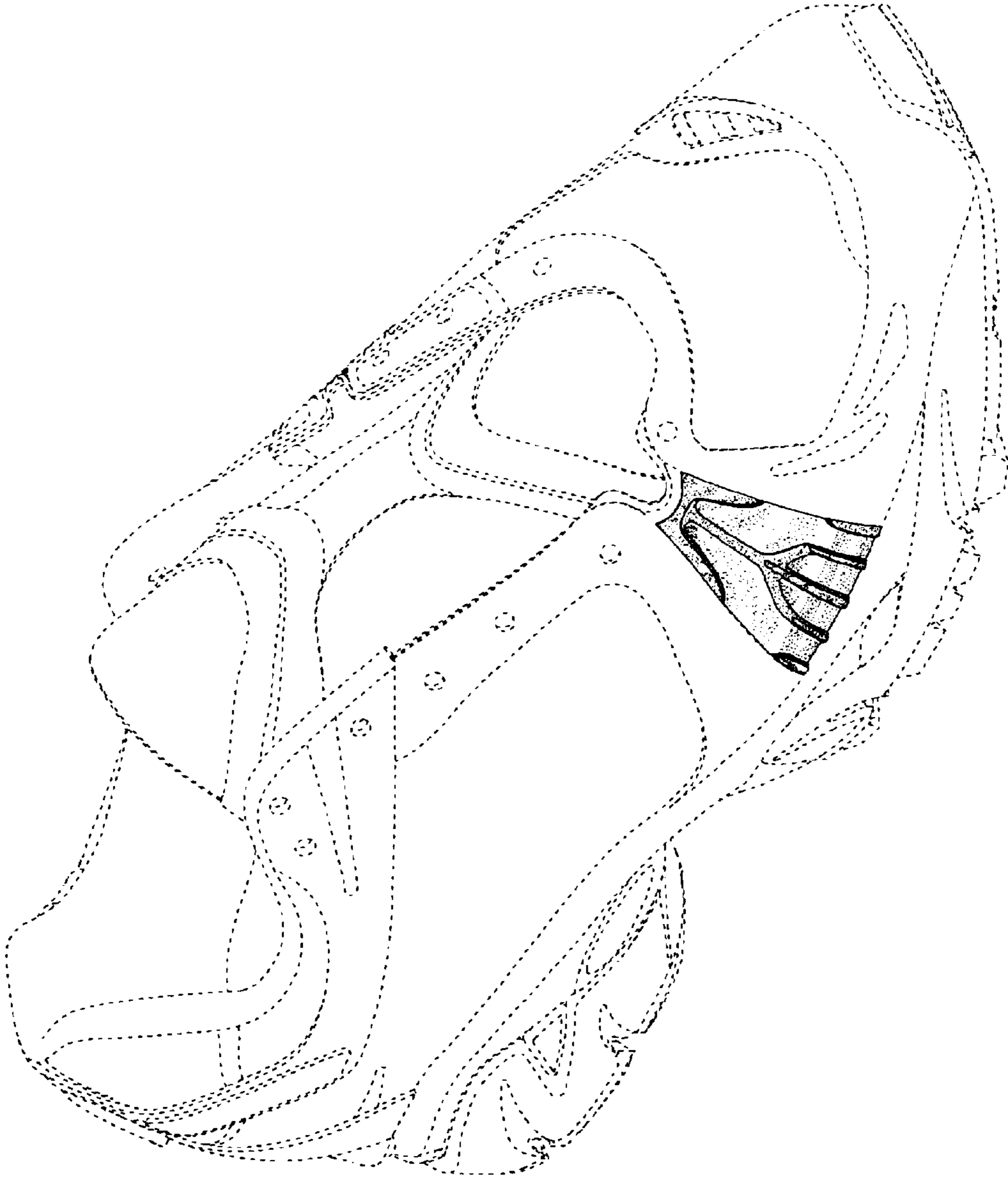


FIG. 1

FIG. 2

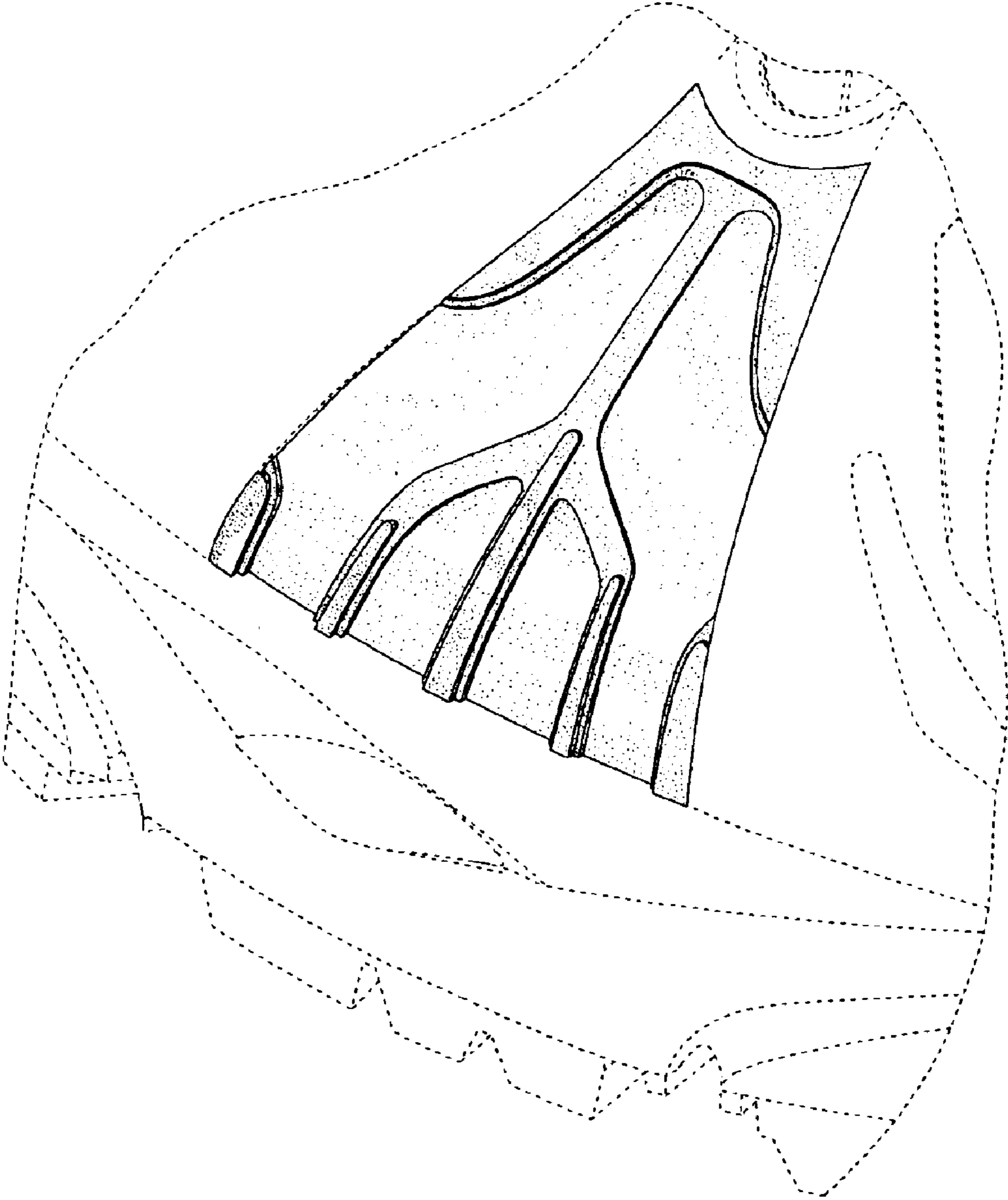


FIG. 3

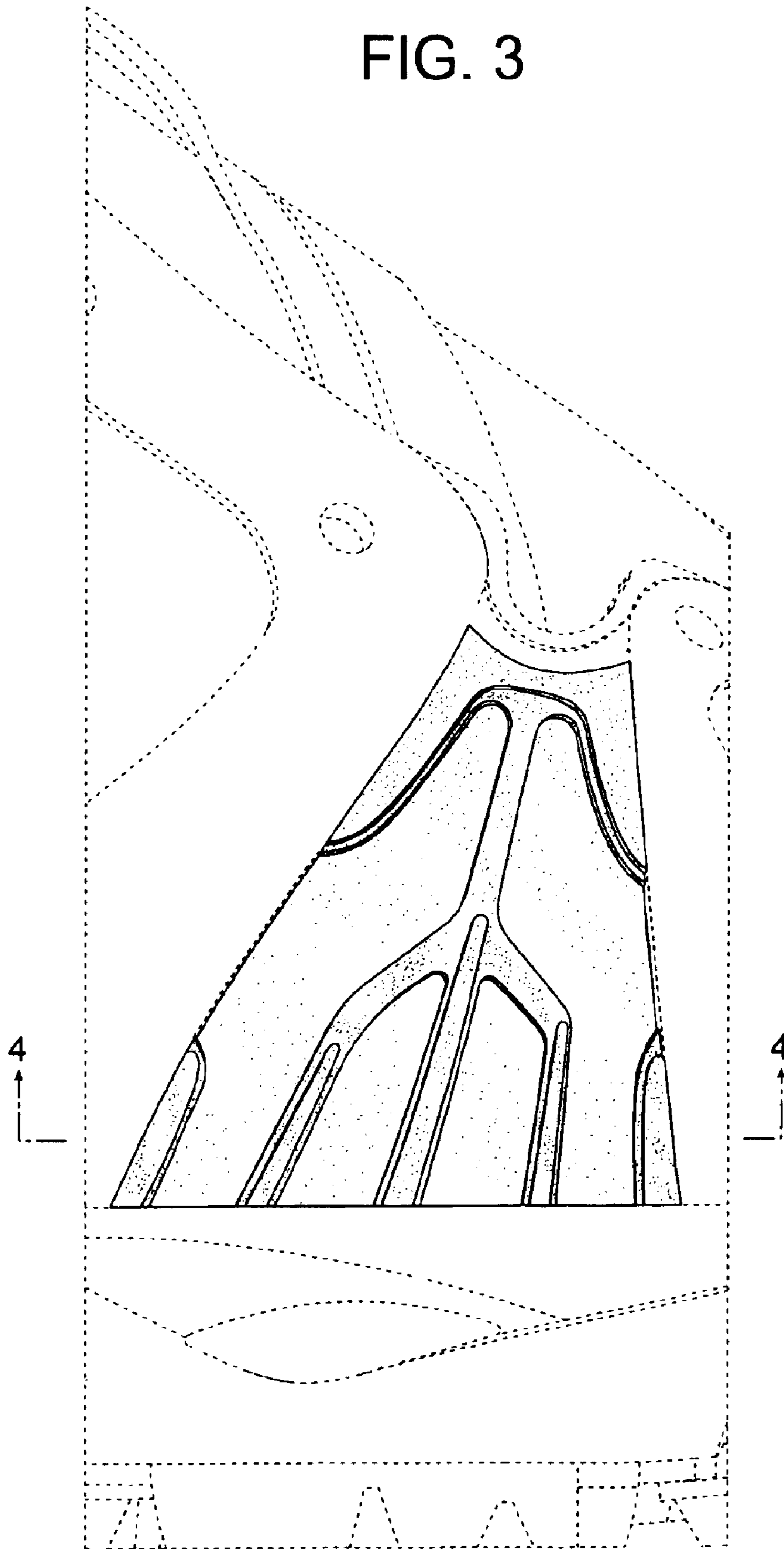


FIG. 4

