

US00D518280S

(12) **United States Design Patent**
Matis et al.

(10) **Patent No.:** **US D518,280 S**

(45) **Date of Patent:** **** Apr. 4, 2006**

(54) **FOOTWEAR SOLE**

(75) Inventors: **Clark A. Matis**, Charlotte, VT (US);
Trond Sonnergren, Milan (IT)

(73) Assignee: **Wolverine World Wide, Inc.**,
Rockford, MI (US)

(**) Term: **14 Years**

(21) Appl. No.: **29/217,092**

(22) Filed: **Nov. 12, 2004**

(51) **LOC (8) Cl.** **02-04**

(52) **U.S. Cl.** **D2/957**; 951/953; 951/954

(58) **Field of Classification Search** D2/902,
D2/946-949, 951-957, 959, 960; 36/3 B,
36/22 R, 24.5, 25 R, 32 R, 59 C

See application file for complete search history.

(56) **References Cited**

U.S. PATENT DOCUMENTS

2,394,454	A	*	2/1946	Kappeler	36/59 C
D146,505	S	*	3/1947	Kavenagh	D2/957
D356,672	S	*	3/1995	Ueda	D2/959
D404,901	S	*	2/1999	Blakeslee	D2/957
D441,944	S	*	5/2001	Rogers	D2/956
D467,712	S	*	12/2002	Delgorgue et al.	D2/957
D468,083	S	*	1/2003	Morais	D2/960
D476,799	S	*	7/2003	Fuerst	D2/957
D495,480	S	*	9/2004	Laberge	D2/960
D496,525	S	*	9/2004	Dykstra	D2/960
D498,042	S	*	11/2004	Recchi	D2/959
D500,401	S	*	1/2005	Matis et al.	D2/959
D505,249	S	*	5/2005	Urie	D2/960

OTHER PUBLICATIONS

Merrell Fall 2004 Catalog, pp 15, 22.
Merrell Spring 2002 Catalog, p. 23.
Merrell Fall 2000 Catalog, p. 27.
Hy-Test 1998 Catalog, p. 69.
Columbia Sportswear Company Catalog Fall 2004,
unknown page number.
Merrell Spring 2005 Catalog, pp 11, 28-29.
North Face Fall 2003 Catalog, unknown page number.

* cited by examiner

Primary Examiner—Celia A. Murphy

(74) *Attorney, Agent, or Firm*—Warner Norcross & Judd

(57) **CLAIM**

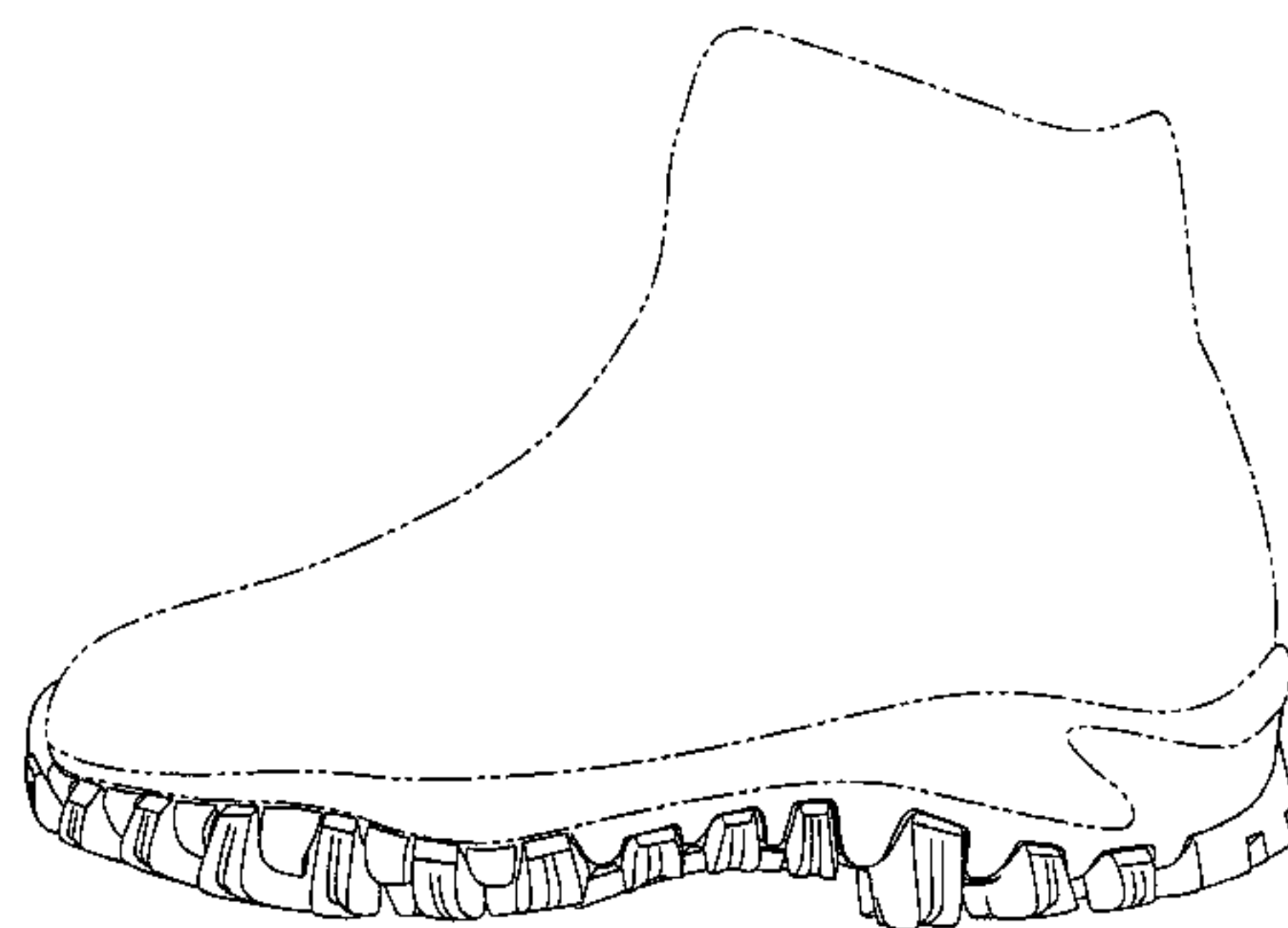
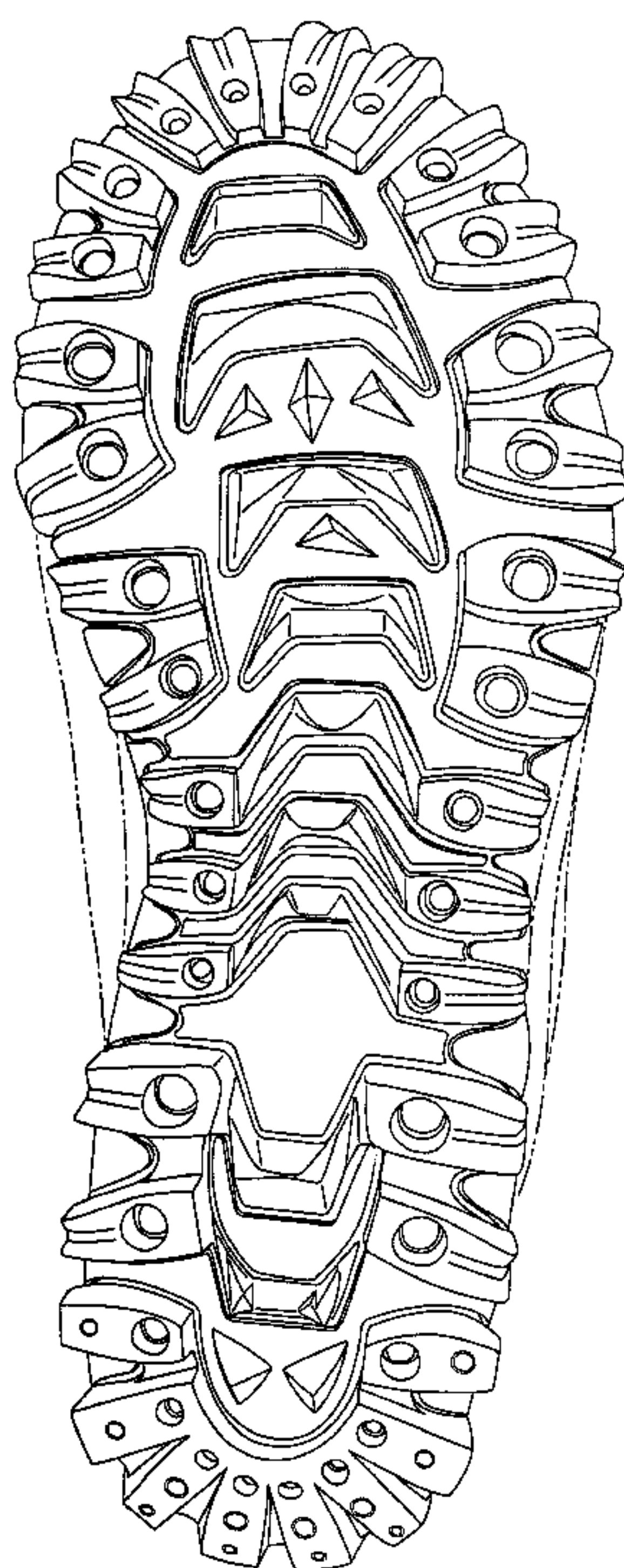
The ornamental design for footwear sole, as shown and described.

DESCRIPTION

FIG. 1 is a perspective view of a footwear sole embodying my new design;
FIG. 2 is a top plan view thereof;
FIG. 3 is a right side view thereof;
FIG. 4 is a left side view thereof;
FIG. 5 is a front view thereof; and,
FIG. 6 is a rear view thereof.

FIGS. 1-6 show features of an article of footwear in phantom lines. These features are shown for environmental purposes and do not form any part of the claimed design. Further, the phantom lines immediately adjacent the solid-line portions of the design form the boundary of the design, with the phantom lines forming no part of the claimed design.

1 Claim, 4 Drawing Sheets



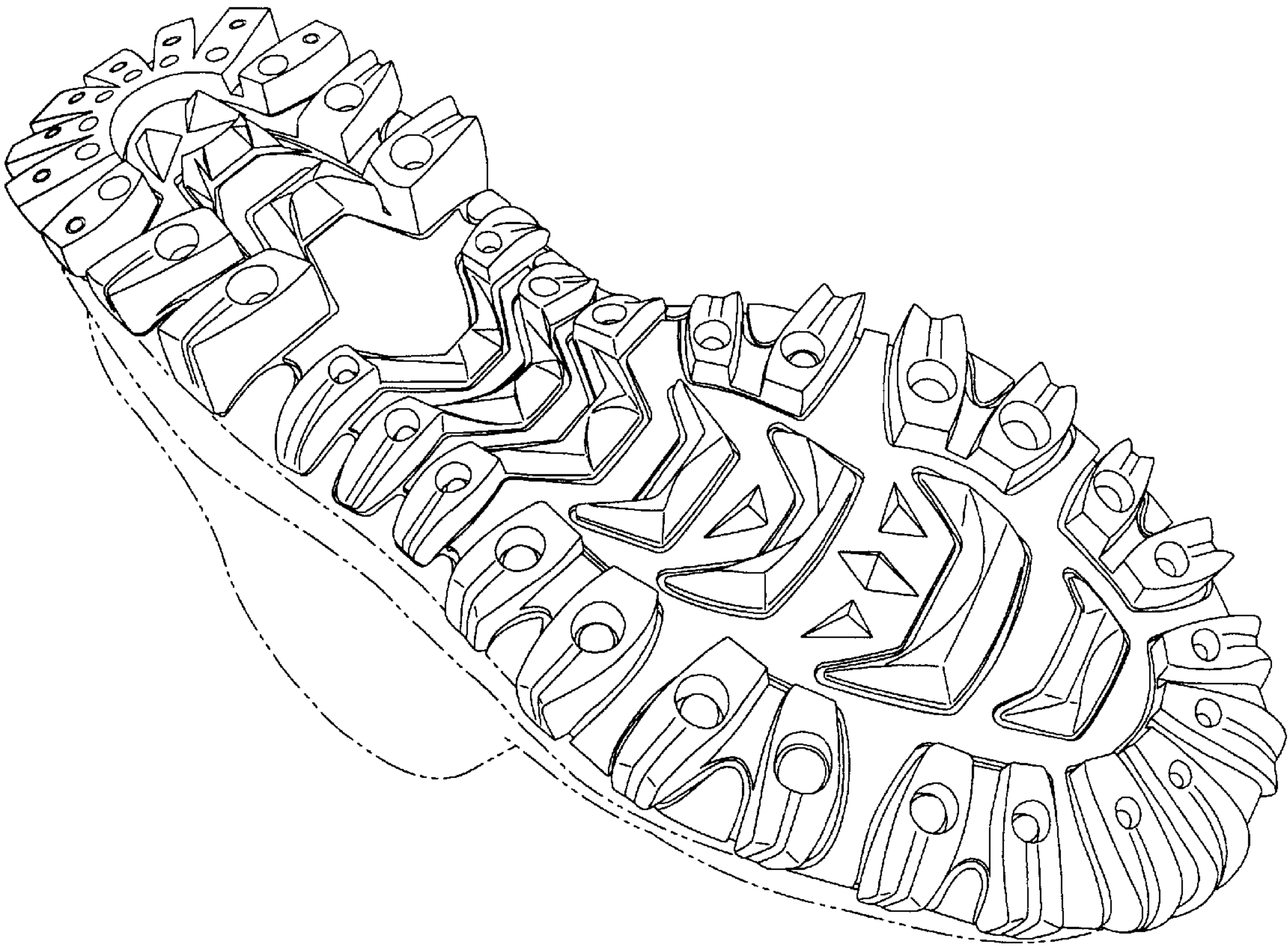


Fig. 1

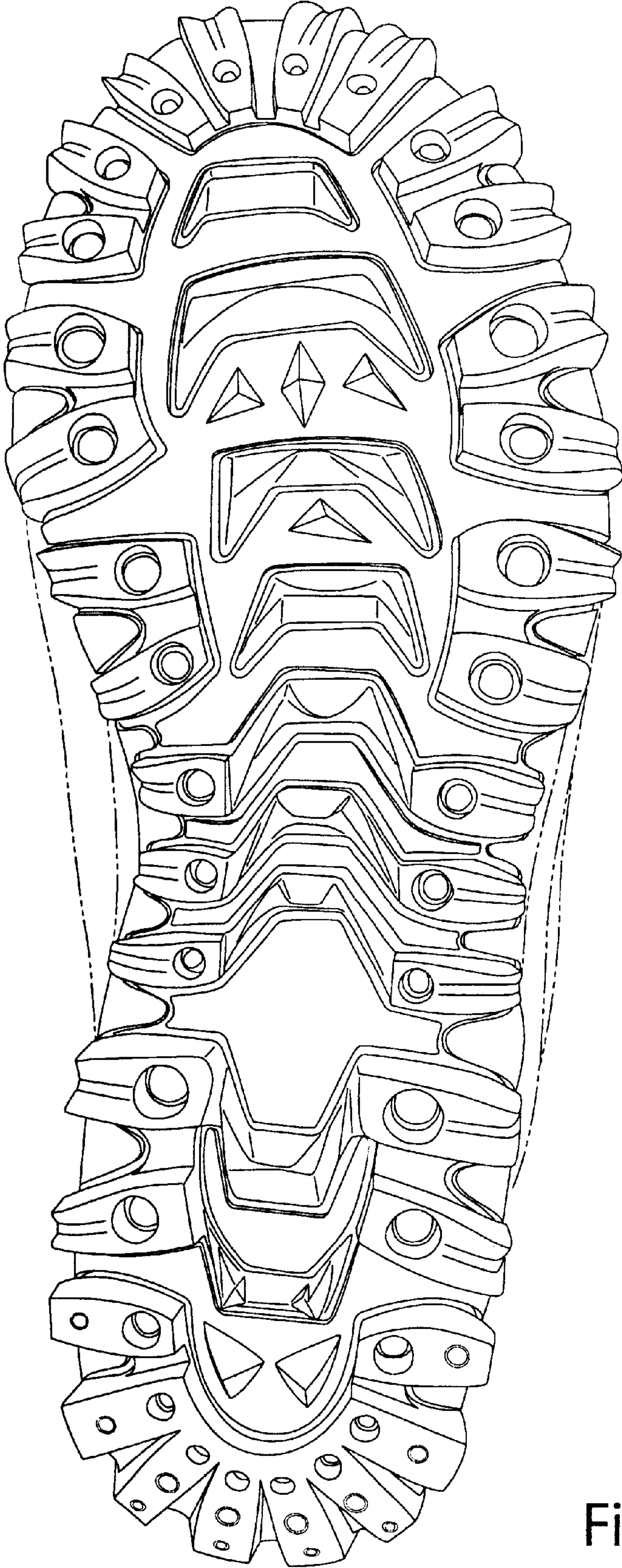


Fig. 2



Fig. 3




Fig. 4

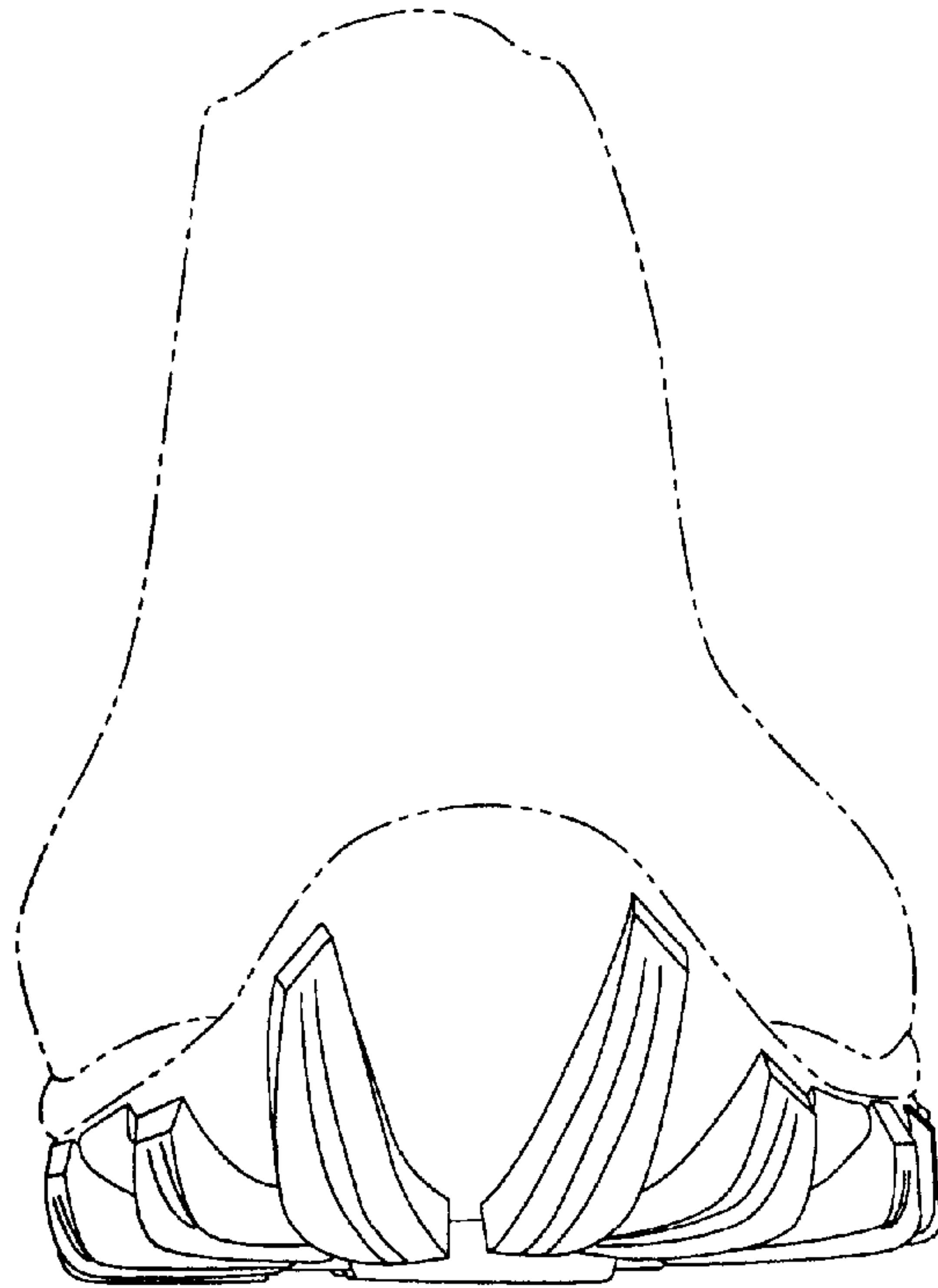


Fig. 5




Fig. 6