



US00D518257S

(12) **United States Design Patent**
Seon

(10) **Patent No.:** **US D518,257 S**
(45) **Date of Patent:** **** Mar. 28, 2006**

(54) **FILTER PORTION OF AN UPRIGHT VACUUM CLEANER**

(75) Inventor: **Shin Hyun Seon**, Seoul (KR)

(73) Assignee: **The Hoover Company**, North Canton, OH (US)

(**) Term: **14 Years**

(21) Appl. No.: **29/205,820**

(22) Filed: **May 20, 2004**

(51) **LOC (8) Cl.** **15-05**

(52) **U.S. Cl.** **D32/31**

(58) **Field of Classification Search** D32/22,
D32/25, 30-34; 15/319, 320-323, 347, 350-353,
15/410, 412, 414, 415.1, 383, 50.1; 55/DIG. 3,
55/337, 345

See application file for complete search history.

(56) **References Cited**

U.S. PATENT DOCUMENTS

- D431,332 S 9/2000 Hamm et al.
- D436,701 S * 1/2001 Salo et al. D32/25
- D444,275 S * 6/2001 Mehaffey D32/30
- D453,595 S * 2/2002 Stephens et al. D32/30

- D462,813 S 9/2002 Nakano et al.
- D462,815 S 9/2002 Roberts et al.
- D469,590 S * 1/2003 Alford et al. D32/31
- D469,936 S 2/2003 Mchaffey
- D509,331 S * 9/2005 Archer D32/31

* cited by examiner

Primary Examiner—Ruth McInroy

(74) *Attorney, Agent, or Firm*—A. Burgess Lowe; John W. Morrison

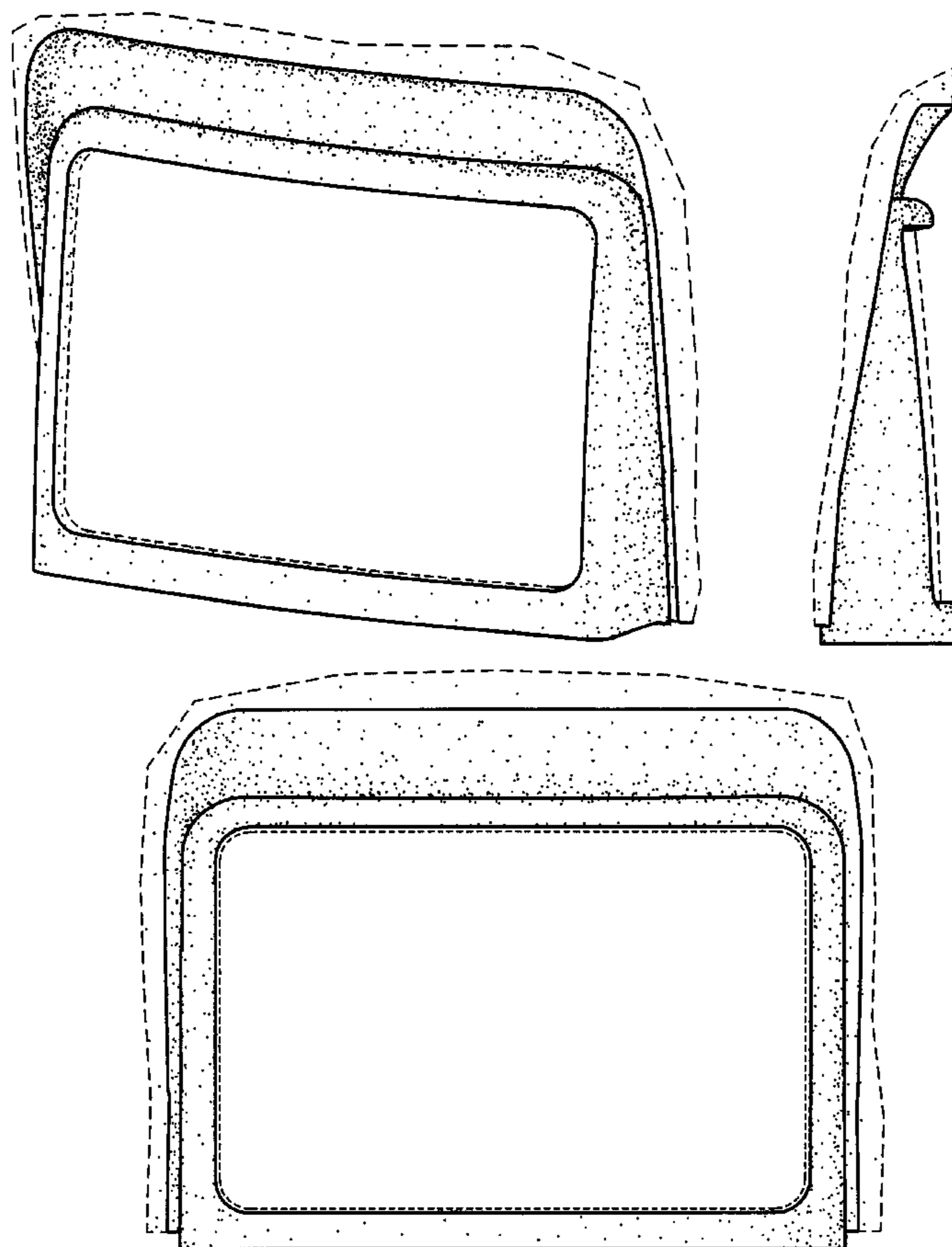
(57) **CLAIM**

I claim the ornamental design for a filter portion of an upright vacuum cleaner, as shown and described.

DESCRIPTION

FIG. 1 is a top-front perspective view of a filter portion of an upright vacuum cleaner showing my new design; FIG. 2 is an enlarged view thereof; FIG. 3 is a right side elevational view thereof; FIG. 4 is a front elevational view thereof; and, FIG. 5 is a left side elevational view thereof. In FIGS. 1, 2, 3, 4, and 5 the broken lines showing the feature of an upright vacuum and associated details are for illustrative purposes only and form no part of the claimed design.

1 Claim, 3 Drawing Sheets



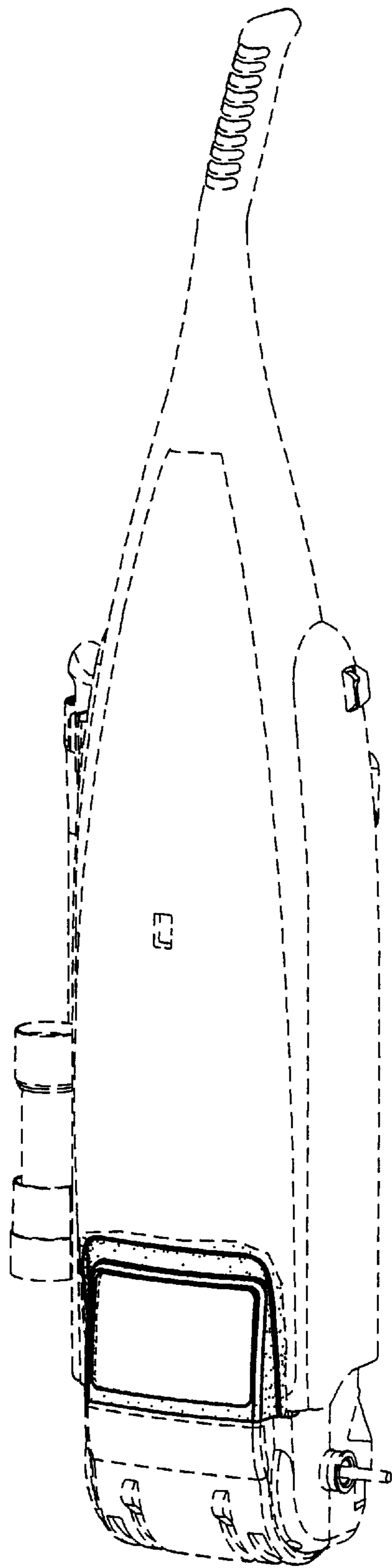


FIG-1

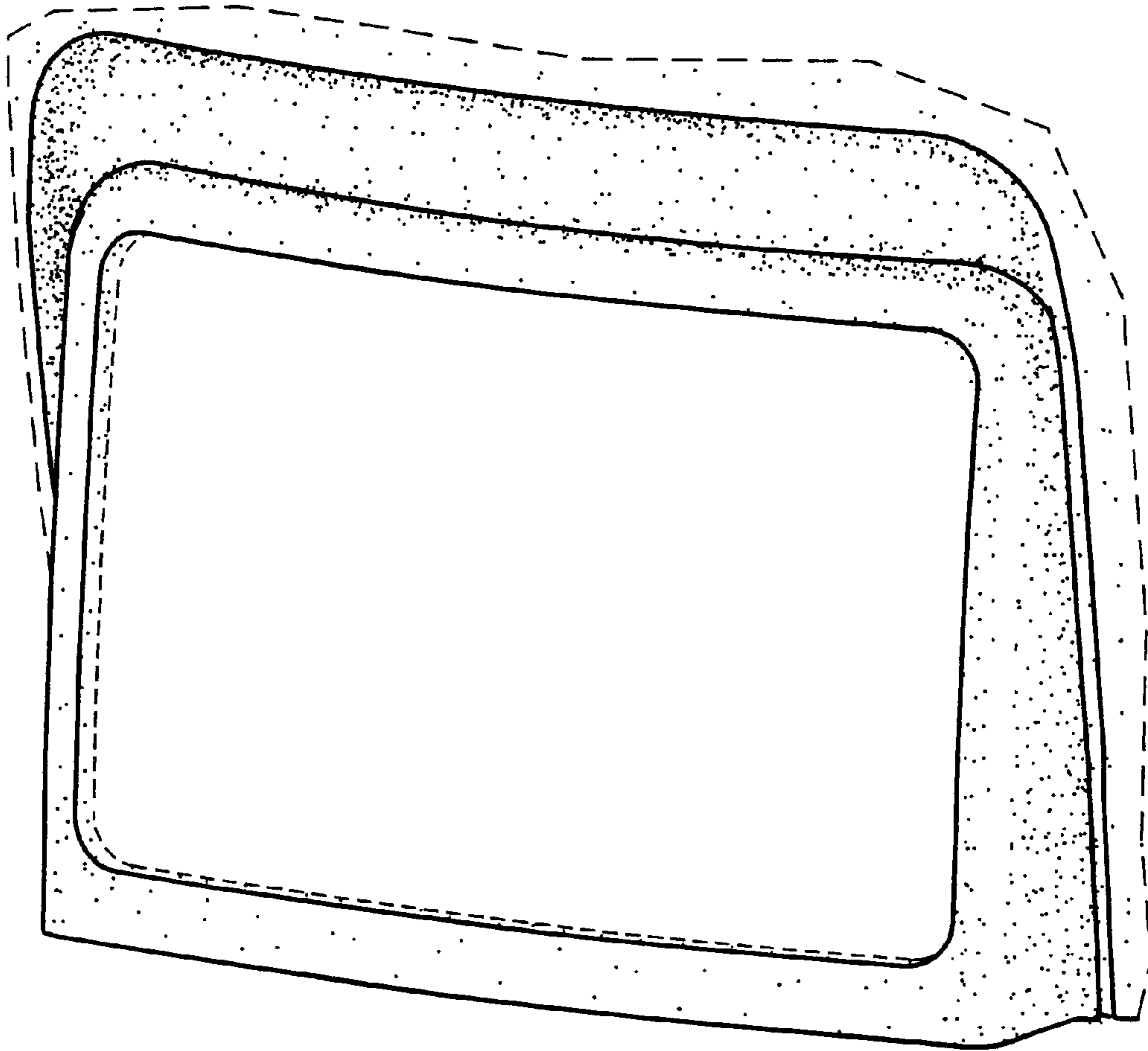


FIG-2

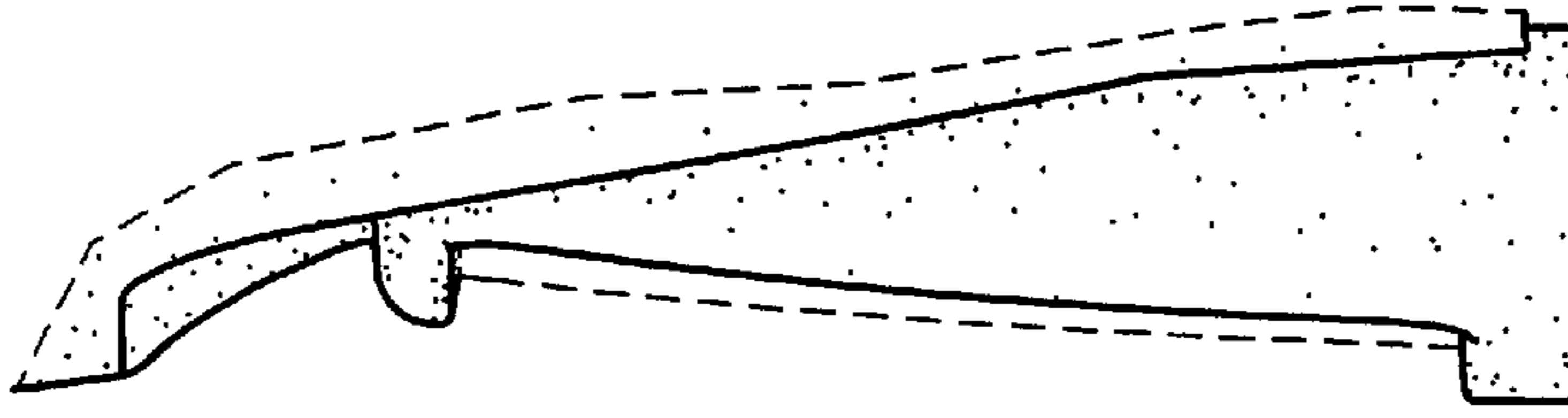


FIG-5

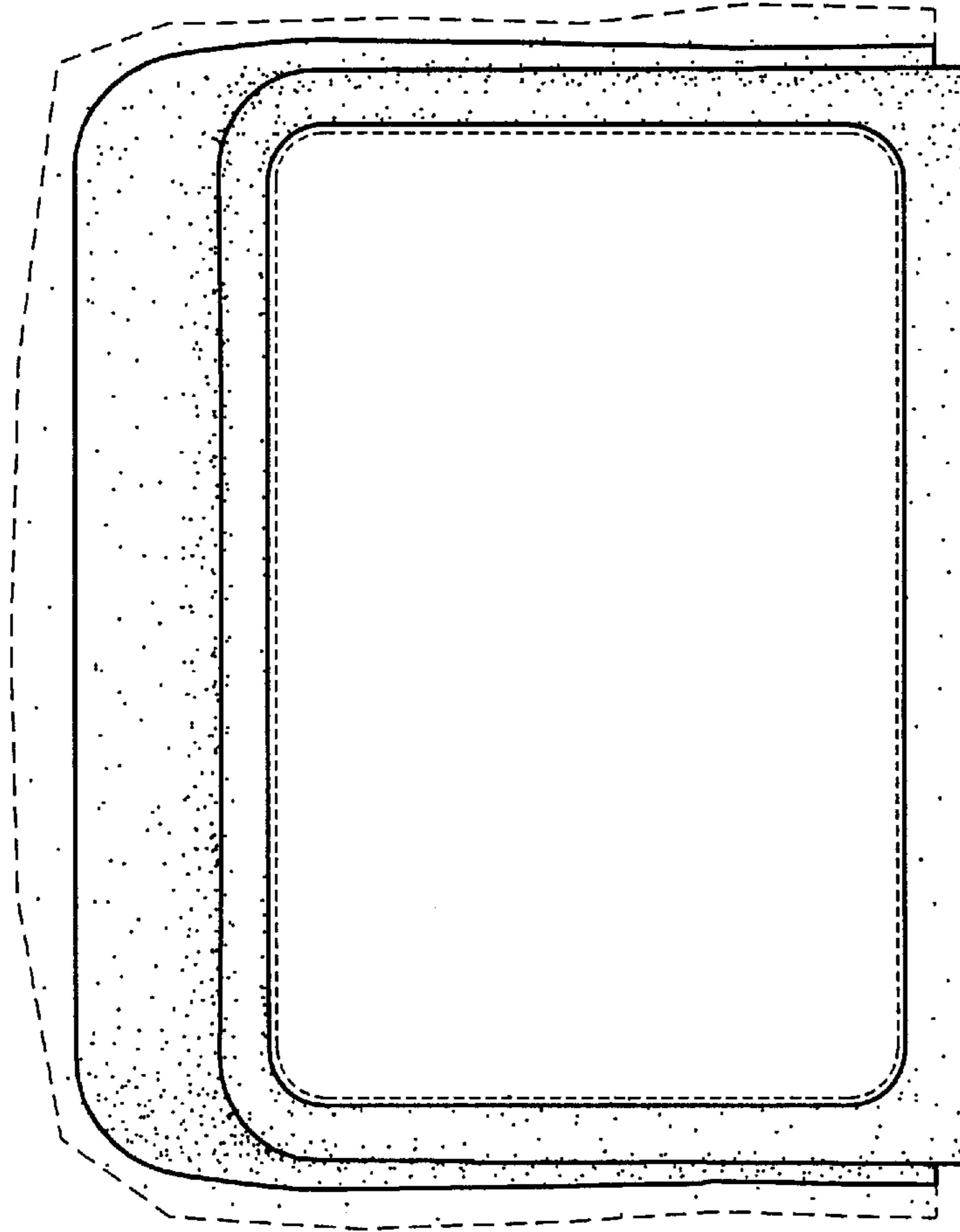


FIG-4

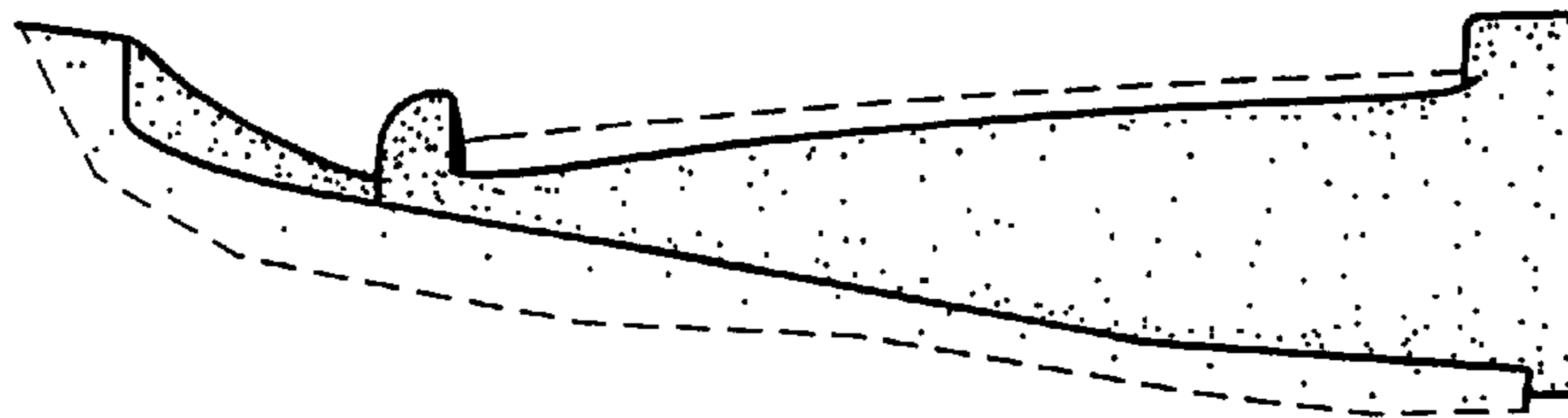


FIG-3