



US00D518256S

(12) **United States Design Patent**
Kim et al.

(10) **Patent No.: US D518,256 S**
(45) **Date of Patent: ** Mar. 28, 2006**

(54) **DRUM WASHING MACHINE**
(75) Inventors: **Hyon I Kim**, Seoul (KR); **Young Il Kim**, Incheon-shi (KR); **Yoon Tae Jung**, Seoul (KR)

D465,622 S * 11/2002 Wang et al. D32/6
D477,898 S * 7/2003 Geyer D32/6
D495,453 S * 8/2004 Baldwin et al. D32/8
D495,775 S * 9/2004 Sagawa et al. D32/5
D496,709 S * 9/2004 Suh et al. D32/6
D502,577 S * 3/2005 Baldwin et al. D32/6

(73) Assignee: **LG Electronics Inc.**, Seoul (KR)
(**) Term: **14 Years**

* cited by examiner

(21) Appl. No.: **29/232,026**

Primary Examiner—Louis S. Zarfaz
Assistant Examiner—Kathleen M. Sims

(22) Filed: **Jun. 15, 2005**

(74) *Attorney, Agent, or Firm*—Birch, Stewart, Kolasch & Birch, LLP

(30) **Foreign Application Priority Data**

(57) **CLAIM**

Dec. 16, 2004 (KR) 30-2004-0038704

We claim the ornamental design for drum washing machine, as shown and described.

(51) **LOC (8) Cl.** **15-05**

DESCRIPTION

(52) **U.S. Cl.** **D32/25**

(58) **Field of Classification Search** D32/5,
D32/6, 8, 10, 28, 1, 12, 25, 29; 34/58, 108,
34/596, 139, 602, 523; 68/3 R, 12.26, 12.12,
68/24, 4, 12.01, 12.08, 147, 12.09, 212; 312/228,
312/31

FIG. 1 is a perspective view of drum washing machine showing the new design;
FIG. 2 is a front elevation view thereof;
FIG. 3 is a rear elevation view thereof;
FIG. 4 is a left-side elevation view thereof;
FIG. 5 is a right-side elevation view thereof;
FIG. 6 is a top view thereof; and,
FIG. 7 is a bottom plan view thereof.

See application file for complete search history.

(56) **References Cited**

U.S. PATENT DOCUMENTS

D456,572 S * 4/2002 Resuello et al. D32/6

1 Claim, 6 Drawing Sheets




FIG. 1

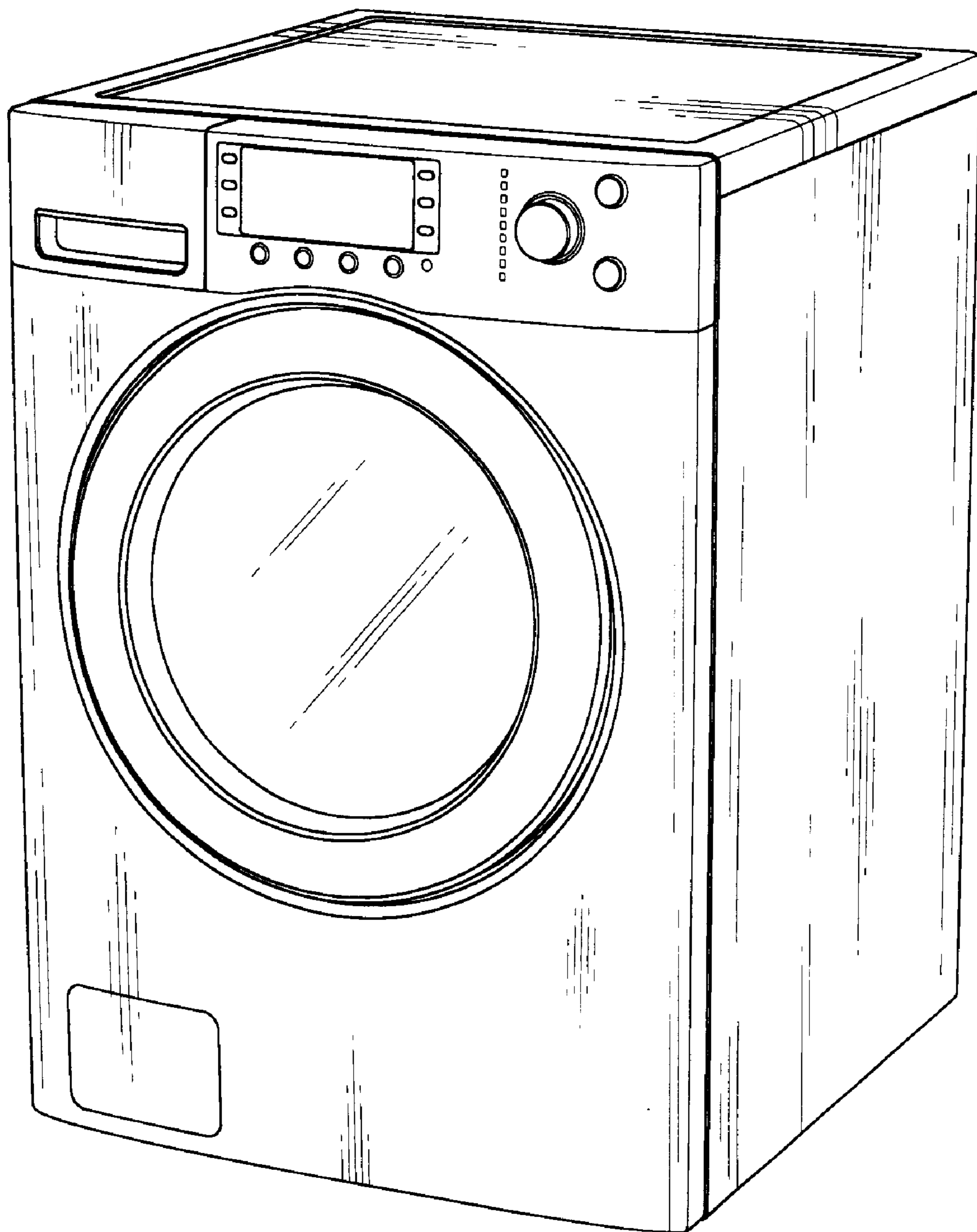


FIG. 2

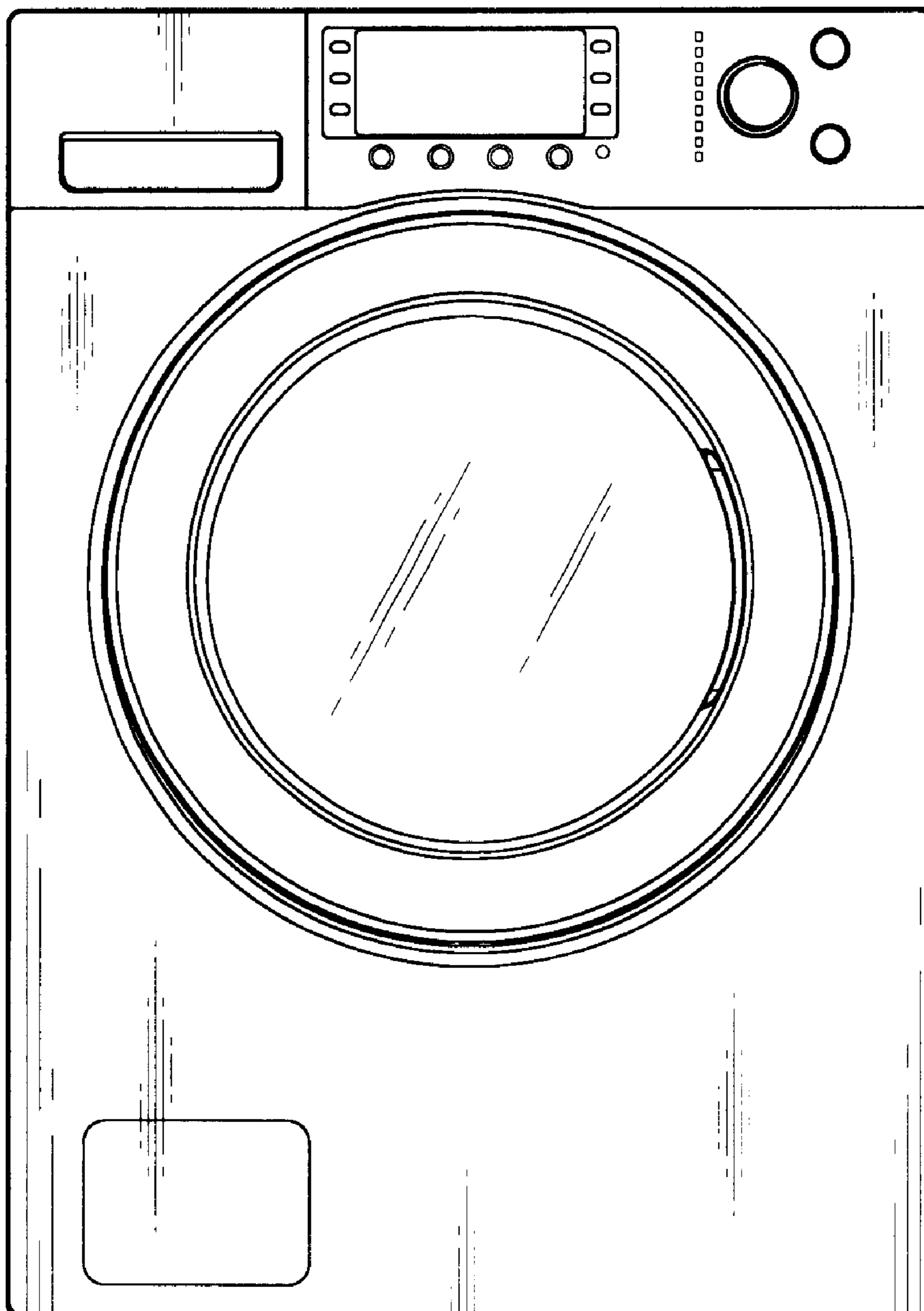


FIG. 3




FIG. 4




FIG. 5




FIG. 6




FIG. 7

