

US00D518250S

(12) **United States Design Patent** (10) **Patent No.:** **US D518,250 S**
Kirk et al. (45) **Date of Patent:** **** *Mar. 28, 2006**

(54) **DRYER**

(75) Inventors: **Antony J. Kirk**, St. Joseph, MI (US);
Michael K. Patton, St. Joseph, MI
(US)

(73) Assignee: **Whirlpool Corporation**, Benton
Harbor, MI (US)

(*) Notice: This patent is subject to a terminal dis-
claimer.

(**) Term: **14 Years**

(21) Appl. No.: **29/206,108**

(22) Filed: **May 26, 2004**

(51) **LOC (8) Cl.** **15-05**

(52) **U.S. Cl.** **D32/6**

(58) **Field of Classification Search** D32/1,
D32/5-10, 25, 28; 68/3 R, 5 R, 12.01; 34/523-524,
34/87-88; 312/31

See application file for complete search history.

(56) **References Cited**

U.S. PATENT DOCUMENTS

D194,121 S * 11/1962 Ferar D32/28

D298,873 S * 12/1988 Erickson et al. D32/5
D301,782 S * 6/1989 Bover D32/6
D444,602 S * 7/2001 Saimen D32/5

* cited by examiner

Primary Examiner—Robert A. Delehanty

(74) *Attorney, Agent, or Firm*—Clifton G. Green; Robert O.
Rice; John F. Colligan

(57) **CLAIM**

We are claiming the ornamental design for a dryer, as shown
and described.

DESCRIPTION

FIG. 1 is a front perspective view of a dryer showing our
new design;


FIG. 2 is a front elevational view thereof;

FIG. 3 is a right side elevational view with the left side being
a mirror image thereof; and,

FIG. 4 is a top plan view thereof.

The broken lines shown in FIGS. 1 and 2, are for illustrative
purpose only and forms no part of the claimed design.

1 Claim, 4 Drawing Sheets






Fig. 1




Fig. 2

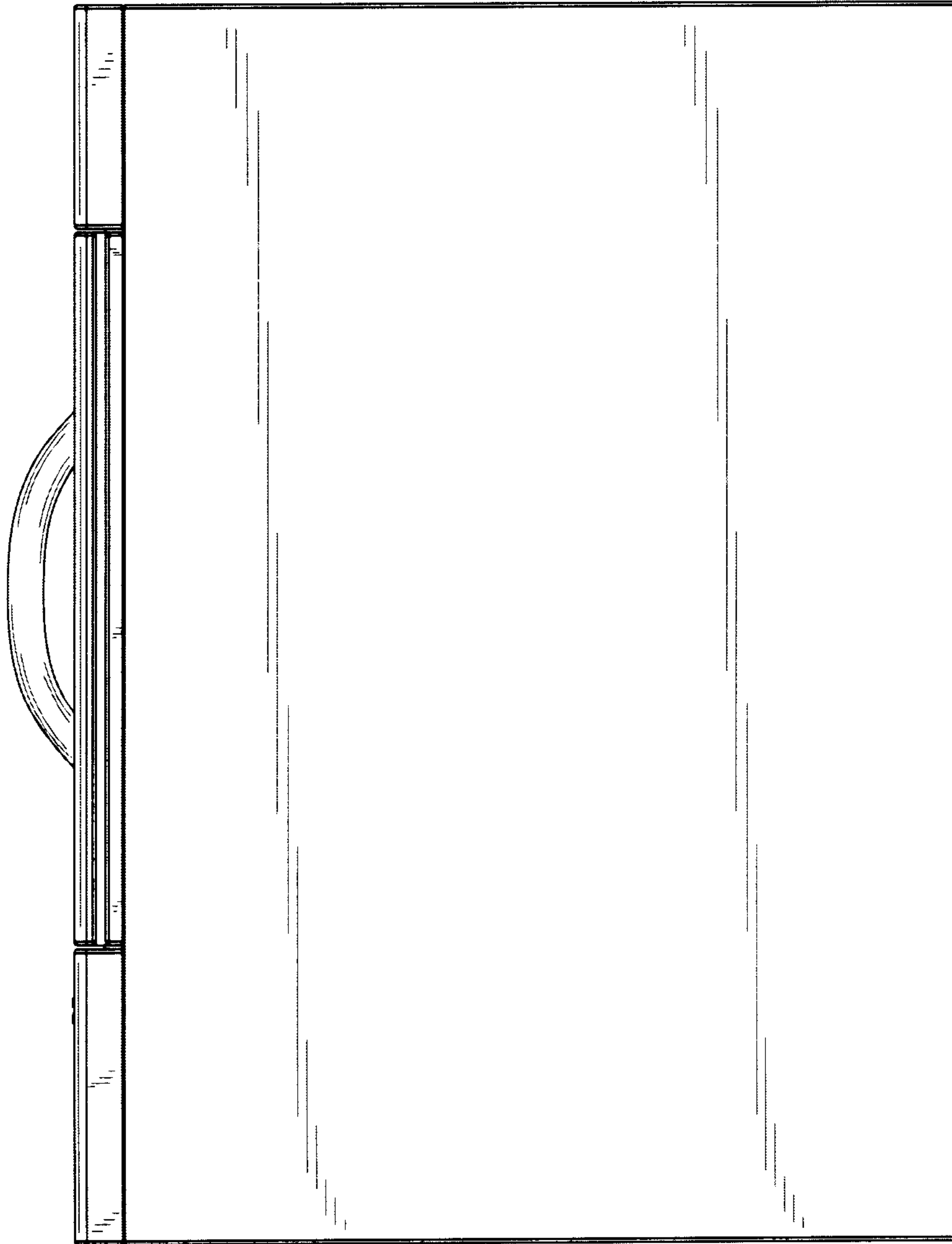


Fig. 3

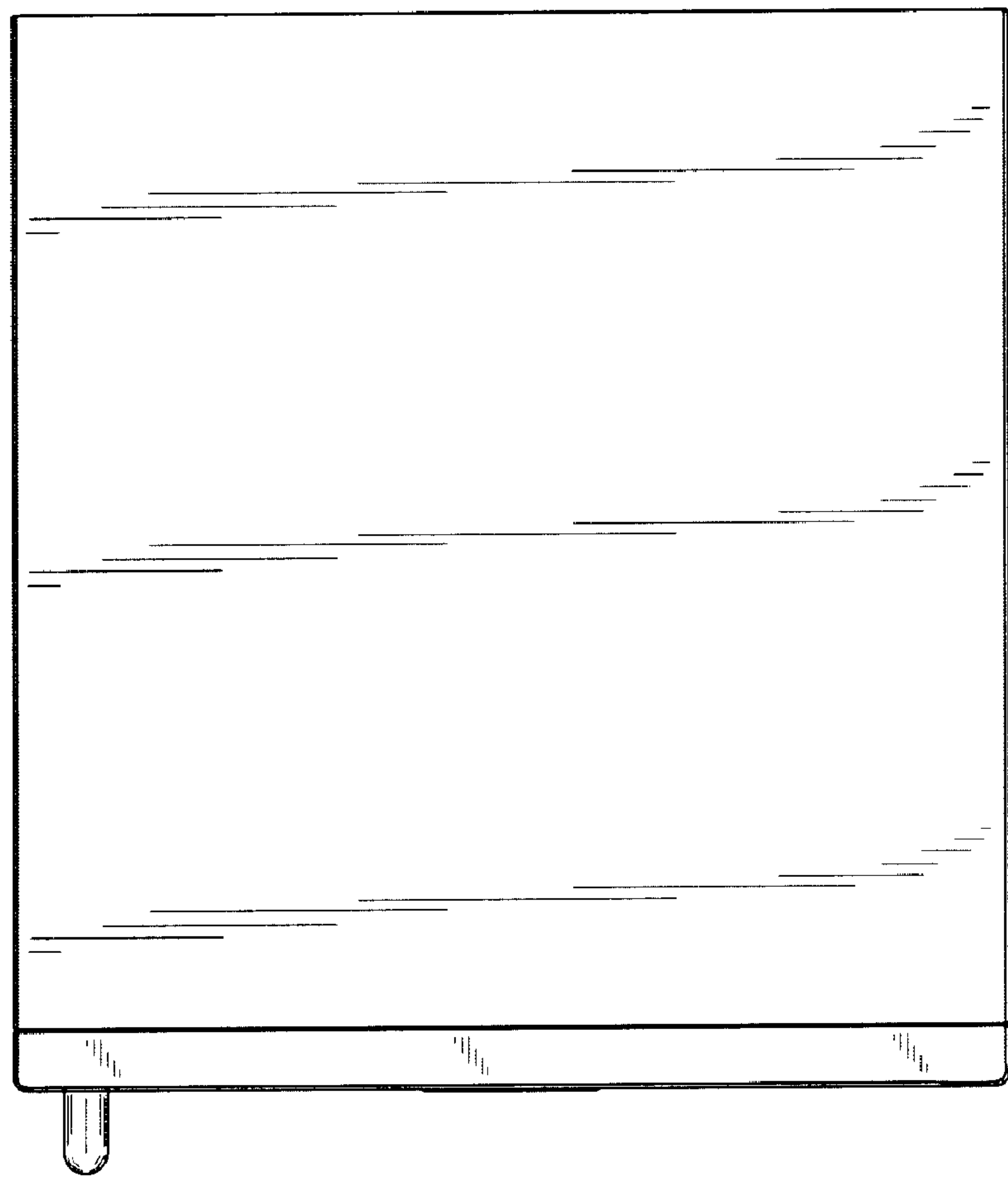


Fig. 4