

US00D518248S

(12) **United States Design Patent**
Northrop

(10) **Patent No.:** **US D518,248 S**
(45) **Date of Patent:** **** Mar. 28, 2006**

(54) **LITTER MAT TRAY**
(75) **Inventor:** **Melaney Northrop**, Arlington, TX (US)
(73) **Assignee:** **Doskocil Manufacturing Company, Inc.**, Arlington, TX (US)
(**) **Term:** **14 Years**

2,421,171 A * 5/1947 Trautvetter et al. 52/180
D224,133 S * 7/1972 Swett D32/55
D232,567 S * 8/1974 Golden D6/583
D435,149 S * 12/2000 Kleinberg D30/161
6,357,388 B1 * 3/2002 Holtrop et al. 119/161
D455,318 S * 4/2002 Miller D7/602
D477,743 S * 7/2003 de Pauw D6/582
D488,890 S * 4/2004 Radde D30/161
D507,939 S * 8/2005 Mitchell, Jr. D7/667
2002/0061693 A1 * 5/2002 Carson et al. 4/581

(21) **Appl. No.:** **29/224,314**
(22) **Filed:** **Feb. 28, 2005**

* cited by examiner

(51) **LOC (8) Cl.** **30-99**
(52) **U.S. Cl.** **D30/161; D32/57; D6/583**
(58) **Field of Classification Search** D30/120,
D30/133, 161; D3/314; D6/582, 583; D7/667;
D32/55-57; 4/637, 656, 581; 15/215; 52/660;
119/161-170; 211/41.3; 296/97.23; 428/114
See application file for complete search history.

Primary Examiner—Cathy Anne MacCormac
(74) *Attorney, Agent, or Firm*—Locke, Liddell & Sapp

(57) **CLAIM**

The ornamental design for a litter mat tray, as shown and described.

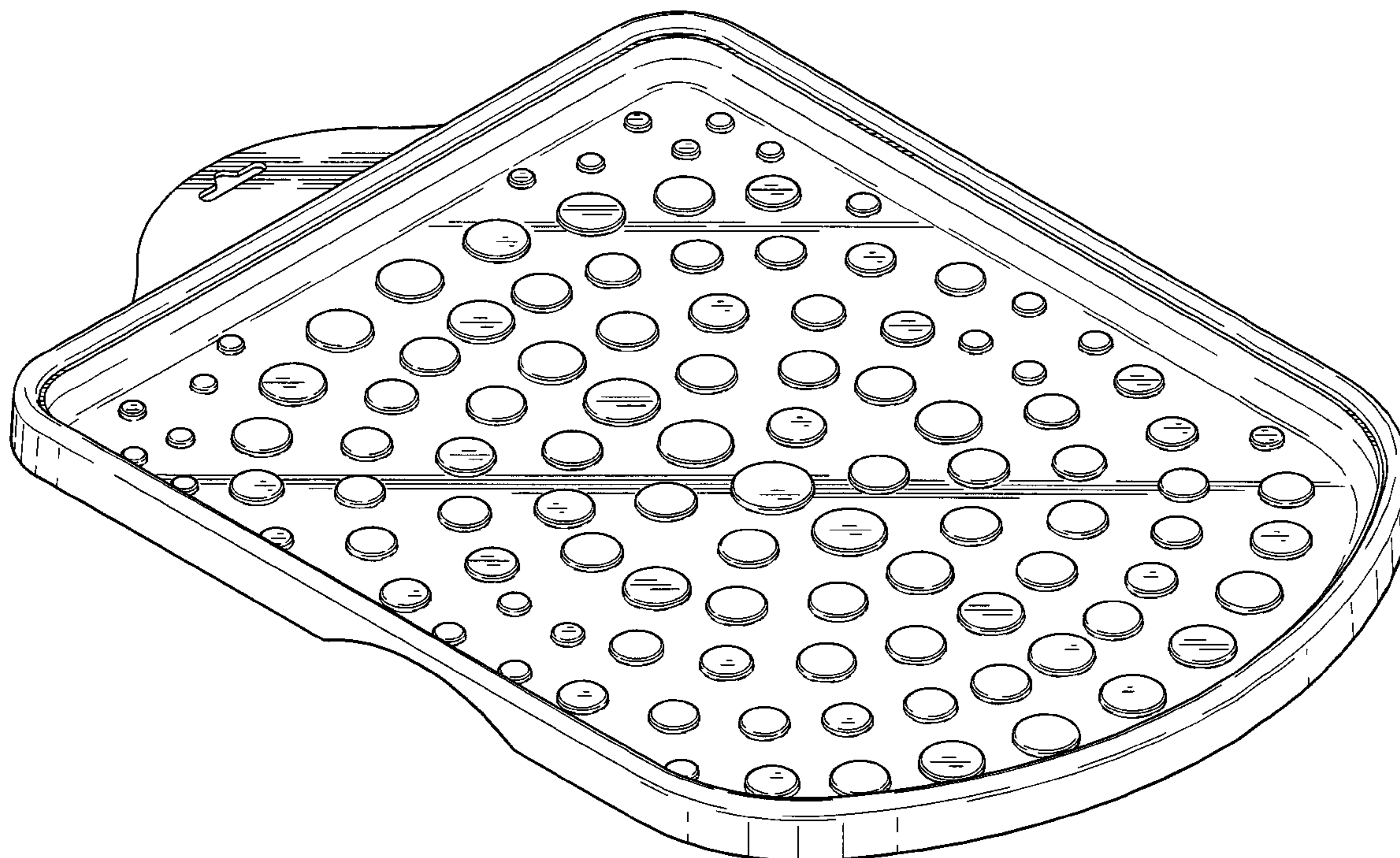
DESCRIPTION

FIG. 1 is a top perspective view of a litter mat grid;
FIG. 2 is a top plan view thereof;
FIG. 3 is a right side elevational view thereof;
FIG. 4 is a left side elevational view thereof;
FIG. 5 is a cross-sectional view taken generally along
sectional lines 5—5 of FIG. 2; and,
FIG. 6 is a front elevational view thereof.

(56) **References Cited**
U.S. PATENT DOCUMENTS

659,894 A * 10/1900 Osburn 220/630
788,431 A * 4/1905 Schmieler 4/656
933,180 A * 9/1909 Johnson 4/656
994,855 A * 6/1911 Mali 4/656
1,185,677 A * 6/1916 Jargstorf 211/41.3
D85,859 S * 12/1931 Capouch D6/583

1 Claim, 3 Drawing Sheets



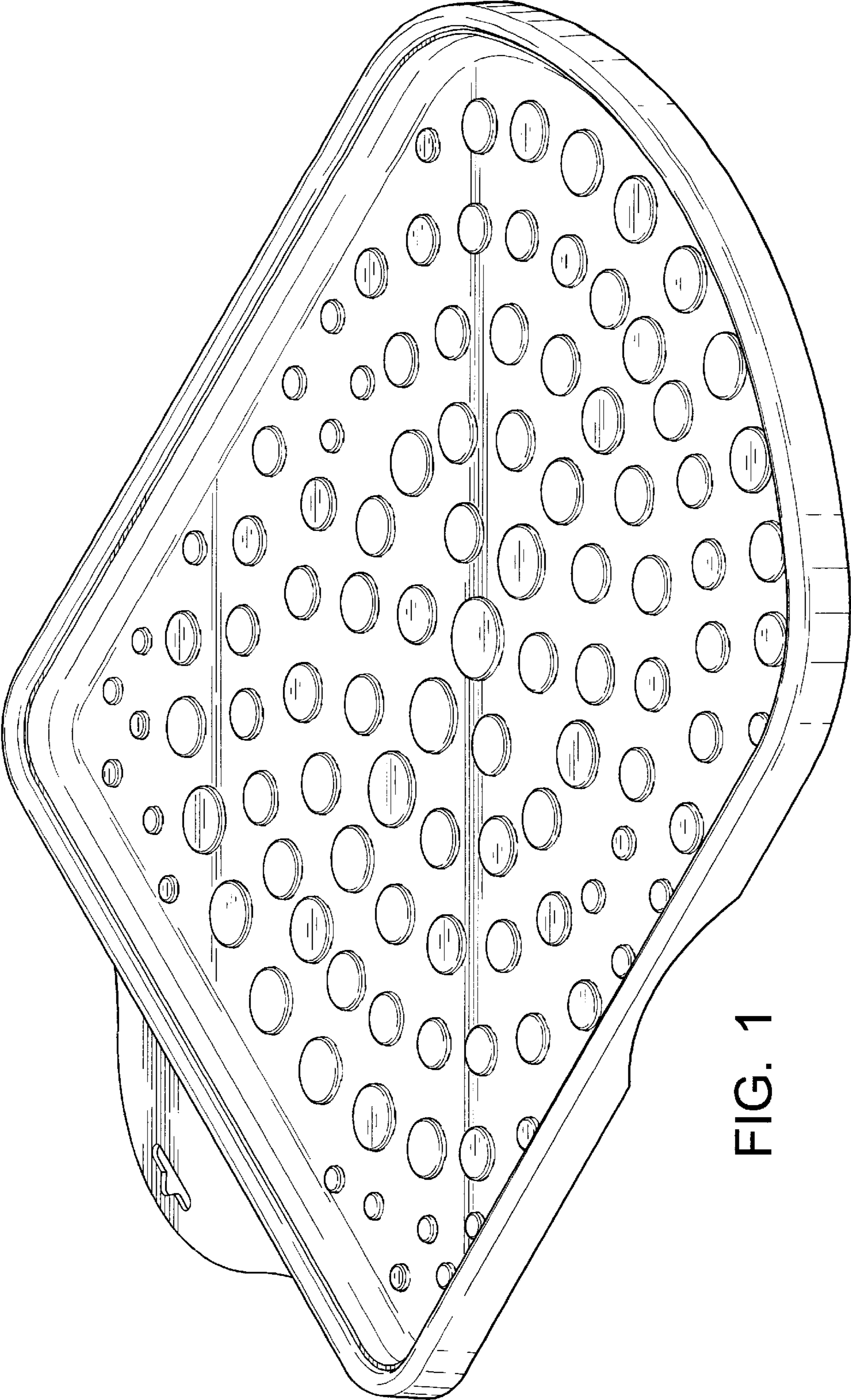


FIG. 1

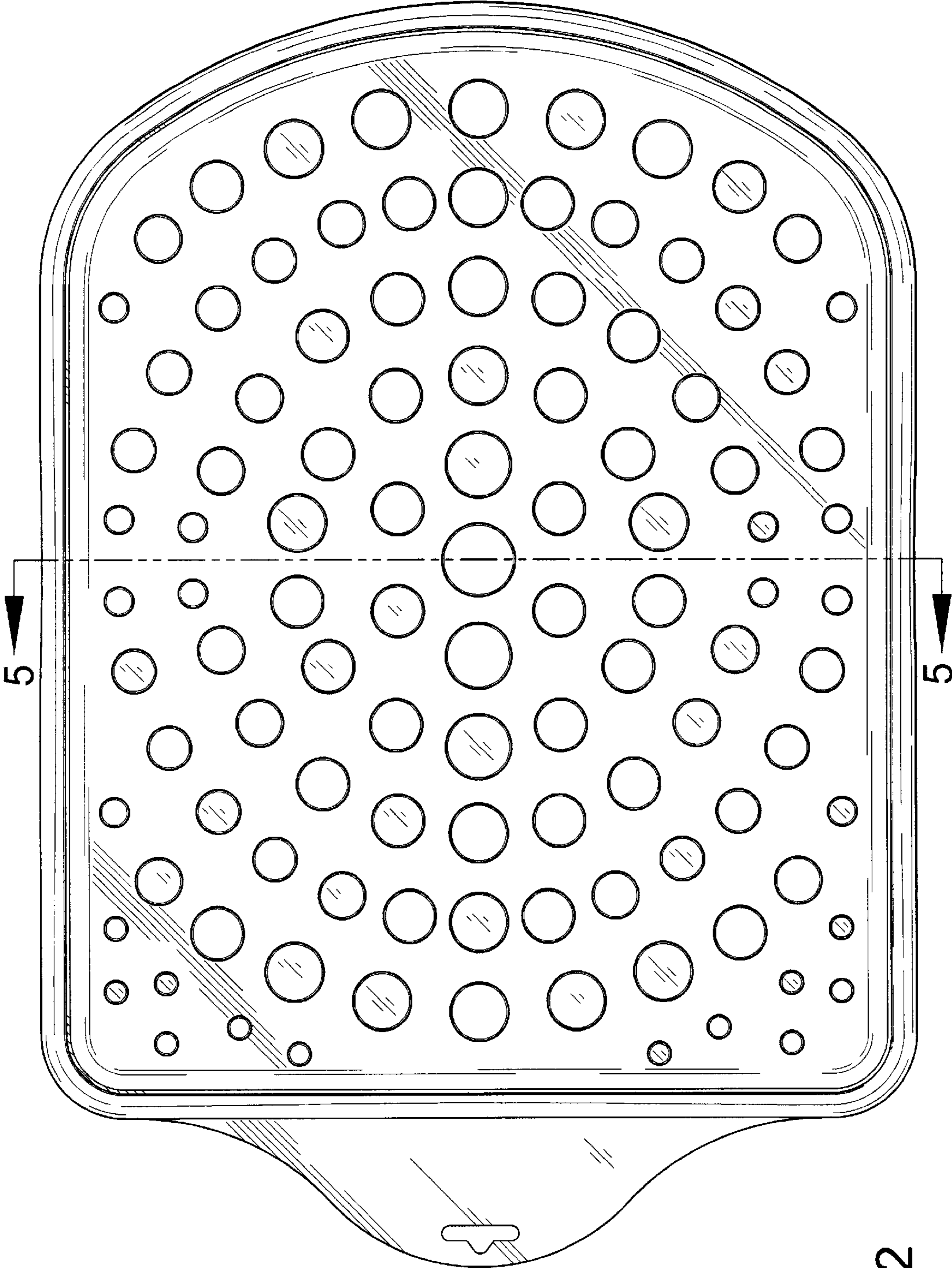


FIG. 2

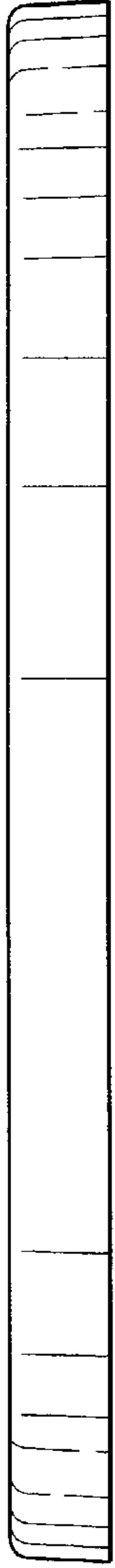


FIG. 3

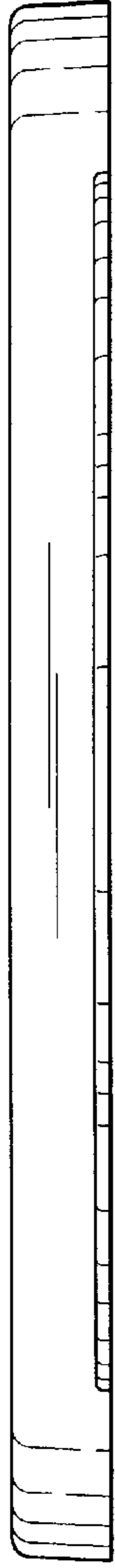


FIG. 4

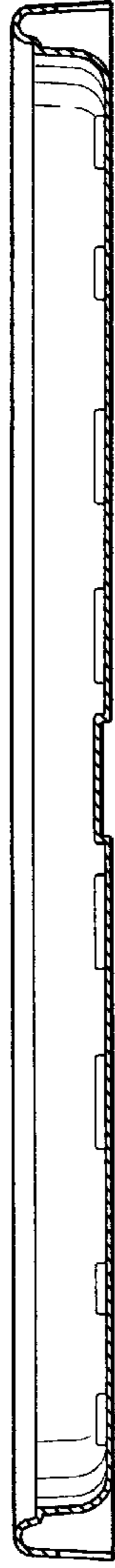


FIG. 5



FIG. 6