



US00D518247S

(12) **United States Design Patent**  
**Huling**

(10) **Patent No.:** **US D518,247 S**

(45) **Date of Patent:** **\*\* Mar. 28, 2006**

(54) **LEASH**

(76) **Inventor:** **Janet S. Huling**, 938 Bloomfield St.,  
Hoboken, NJ (US) 07030

(\*\*) **Term:** **14 Years**

(21) **Appl. No.:** **29/220,867**

(22) **Filed:** **Jan. 7, 2005**

(51) **LOC (8) Cl.** ..... **30-04**

(52) **U.S. Cl.** ..... **D30/153**

(58) **Field of Classification Search** ..... D30/144,  
D30/151-154; 119/712, 714, 724, 791, 792-98;  
40/539, 540; 452/30, 32, 37, 26, 22, 21; 426/92,  
426/129, 104, 105, 284, 646

See application file for complete search history.

(56) **References Cited**

**U.S. PATENT DOCUMENTS**

2,186,435	A	*	1/1940	Serr	.....	426/92
2,737,154	A	*	3/1956	Michonski	.....	119/798
2,827,017	A		3/1958	Ryan		
2,929,358	A		3/1960	Morrow		
3,311,088	A		3/1967	Peterlin		
3,867,905	A		2/1975	Vail, Jr.		

D256,385	S	*	8/1980	Fields	.....	D21/672
4,537,155	A		8/1985	Buratovich		
5,080,045	A		1/1992	Reese et al.		
D359,599	S		6/1995	Archambault		
D408,103	S		4/1999	Snedeker		
D417,317	S	*	11/1999	Greer	.....	D30/153
D443,117	S		5/2001	Rubin		

\* cited by examiner

*Primary Examiner*—Alan P. Douglas

*Assistant Examiner*—Susan Moon Lee

(74) *Attorney, Agent, or Firm*—Cowan Liebowitz &  
Latman, P.C.; Mark Montague

(57) **CLAIM**

The ornamental design for a leash, as shown and described.

**DESCRIPTION**

FIG. 1 is a perspective view of the leash of the present invention;

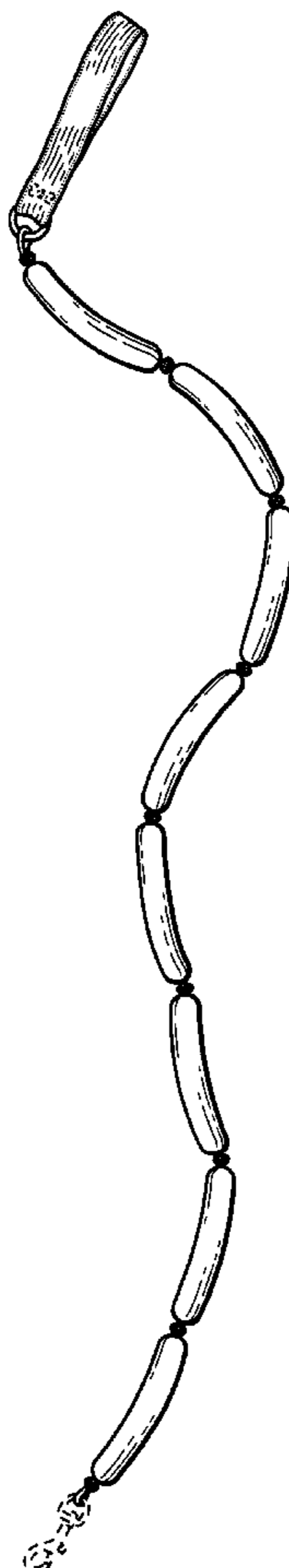
FIG. 2 is another perspective view of the leash;

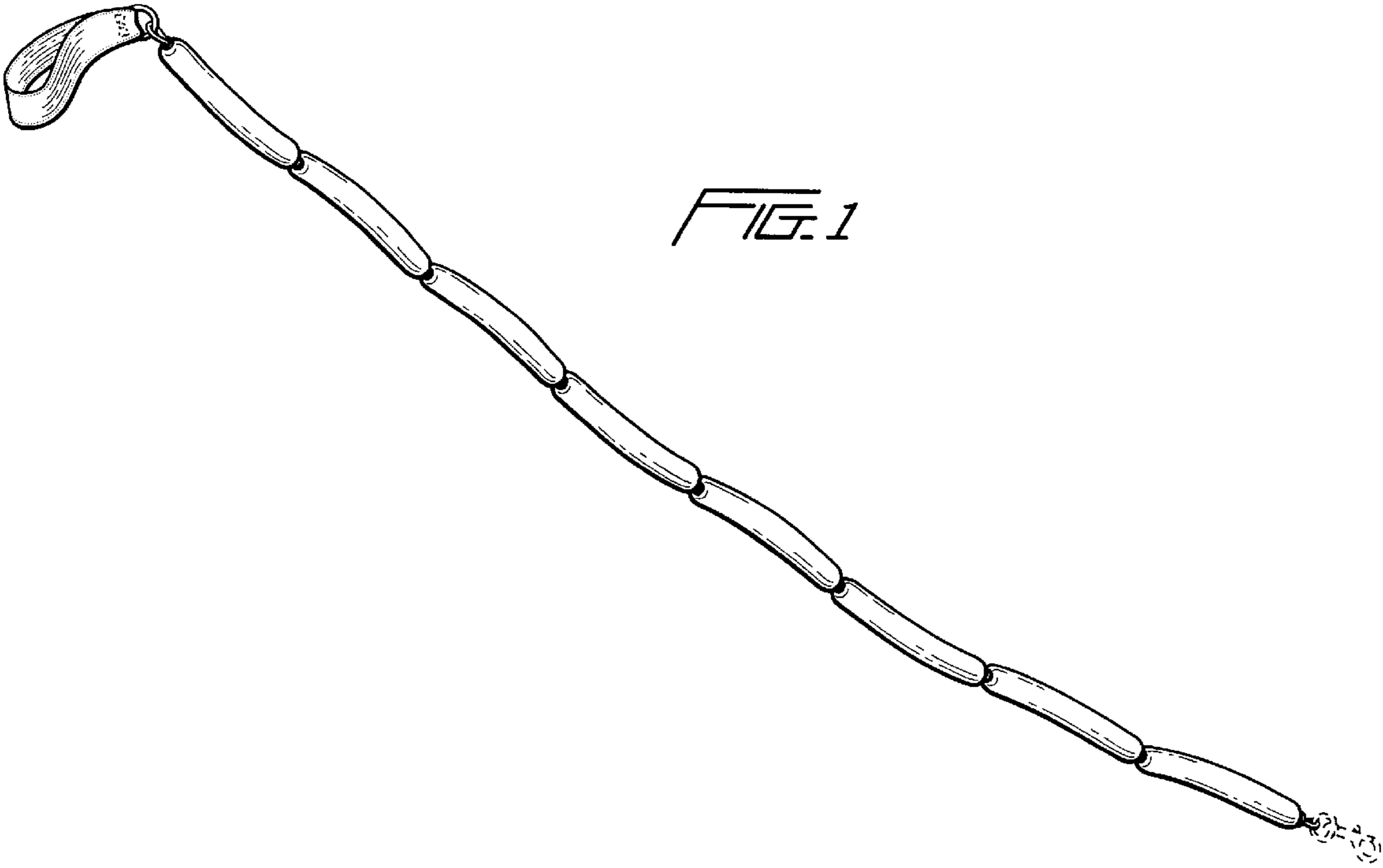
FIG. 3 is a side perspective view thereof; and,

FIG. 4 is a top perspective view.

The broken lines are for purposes of illustration only and form no part of the claimed design.

**1 Claim, 3 Drawing Sheets**





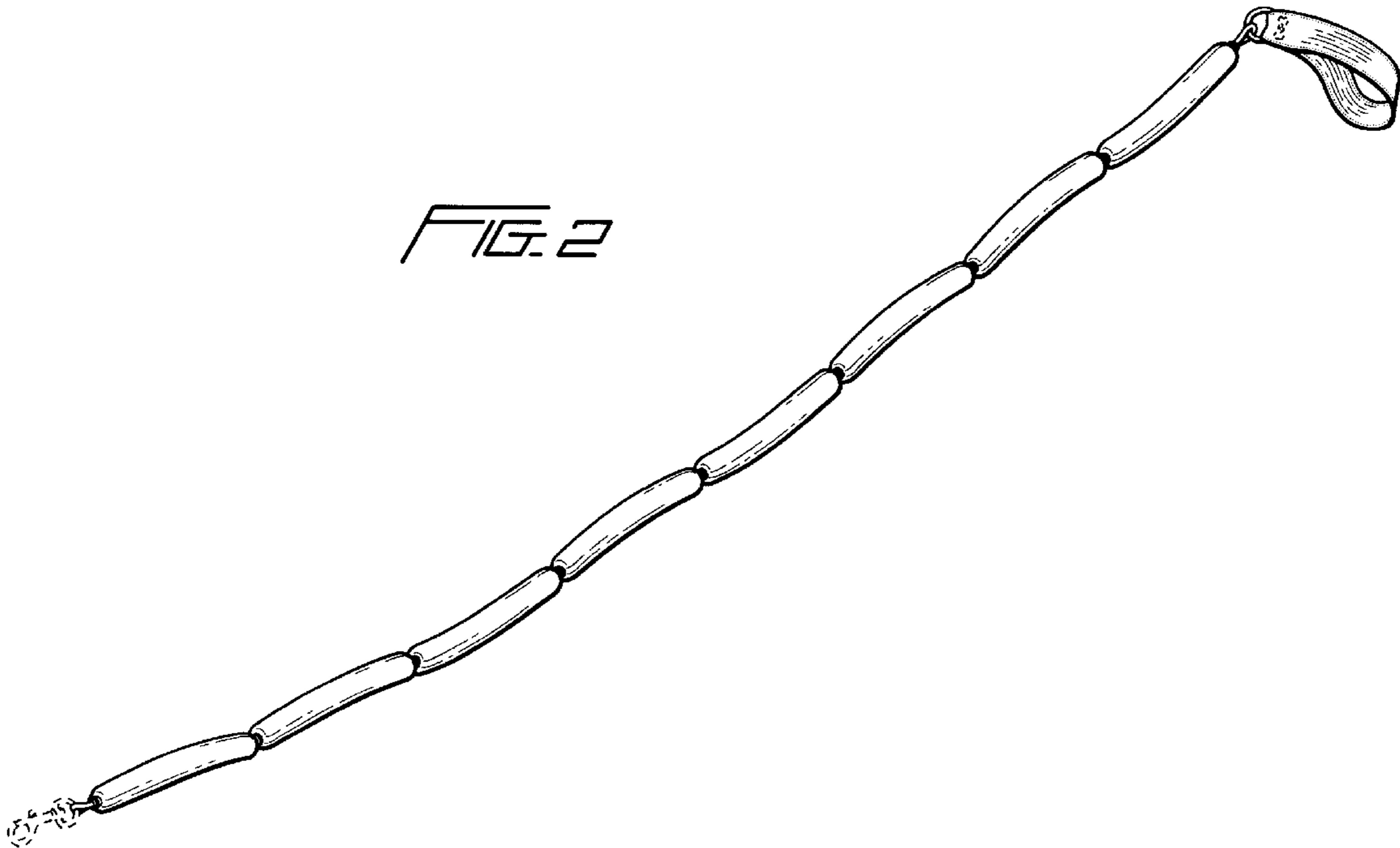


FIG. 2

