



US00D518233S

(12) **United States Design Patent** (10) **Patent No.:** **US D518,233 S**  
**James et al.** (45) **Date of Patent:** **\*\* Mar. 28, 2006**

(54) **HAIR DYE DISPENSER/APPLICATOR  
HAVING RESERVOIR AND HANDLE-  
ACTIVATED PUMP**

(76) Inventors: **Michael W. James**, P.O. Box 450,  
Beckley, WV (US) 25802; **Derothia D.  
James**, P.O. Box 450, Beckley, WV  
(US) 25802

(\*\*) Term: **14 Years**

(21) Appl. No.: **29/214,174**

(22) Filed: **Sep. 30, 2004**

(51) **LOC (8) Cl.** ..... **28-02**

(52) **U.S. Cl.** ..... **D28/7; D28/25; D28/30;  
D28/20**

(58) **Field of Classification Search** ..... **D28/7,  
D28/21-33, 20; D30/159; D4/114; 132/112-116,  
132/150, 148, 119.1, 108, 270, 219, 901,  
132/317, 320; 401/268, 35, 6, 196**

See application file for complete search history.

(56) **References Cited**

**U.S. PATENT DOCUMENTS**

1,055,948	A	*	3/1913	Scott	.....	132/117
1,232,005	A	*	7/1917	Cottle	.....	132/113
1,252,499	A	*	1/1918	Scheel	.....	132/114
1,431,943	A	*	10/1922	Gee	.....	132/114
1,566,886	A	*	12/1925	Lillie	.....	132/110
2,617,431	A		11/1952	Gaspari		
3,353,721	A	*	11/1967	Love	.....	222/209
3,520,311	A		7/1970	Iesersek et al.		
3,721,250	A		3/1973	Walter et al.		

4,585,018	A		4/1986	O'Connor		
5,325,878	A		7/1994	McKay		
5,339,839	A	*	8/1994	Forcelledo et al.	.....	132/114
5,603,339	A	*	2/1997	Brazeal et al.	.....	132/119.1
5,622,192	A		4/1997	Chiou		
D399,602	S	*	10/1998	Ratnam	.....	D28/25
6,047,703	A	*	4/2000	Paglericcio et al.	.....	132/113

\* cited by examiner

*Primary Examiner*—Lucy Lieberman

(74) *Attorney, Agent, or Firm*—Donald R. Schoonover

(57) **CLAIM**

We claim the ornamental design for a hair dye dispenser/  
applicator having reservoir and handle-activated pump, as  
shown and described.

**DESCRIPTION**

FIG. 1 is a perspective view of a hair dye dispenser/  
applicator having reservoir and handle-activated pump  
showing our new design;

FIG. 2 is a right side elevational view thereof, the left side  
elevational view being a mirror image thereof;

FIG. 3 is a top plan view thereof;

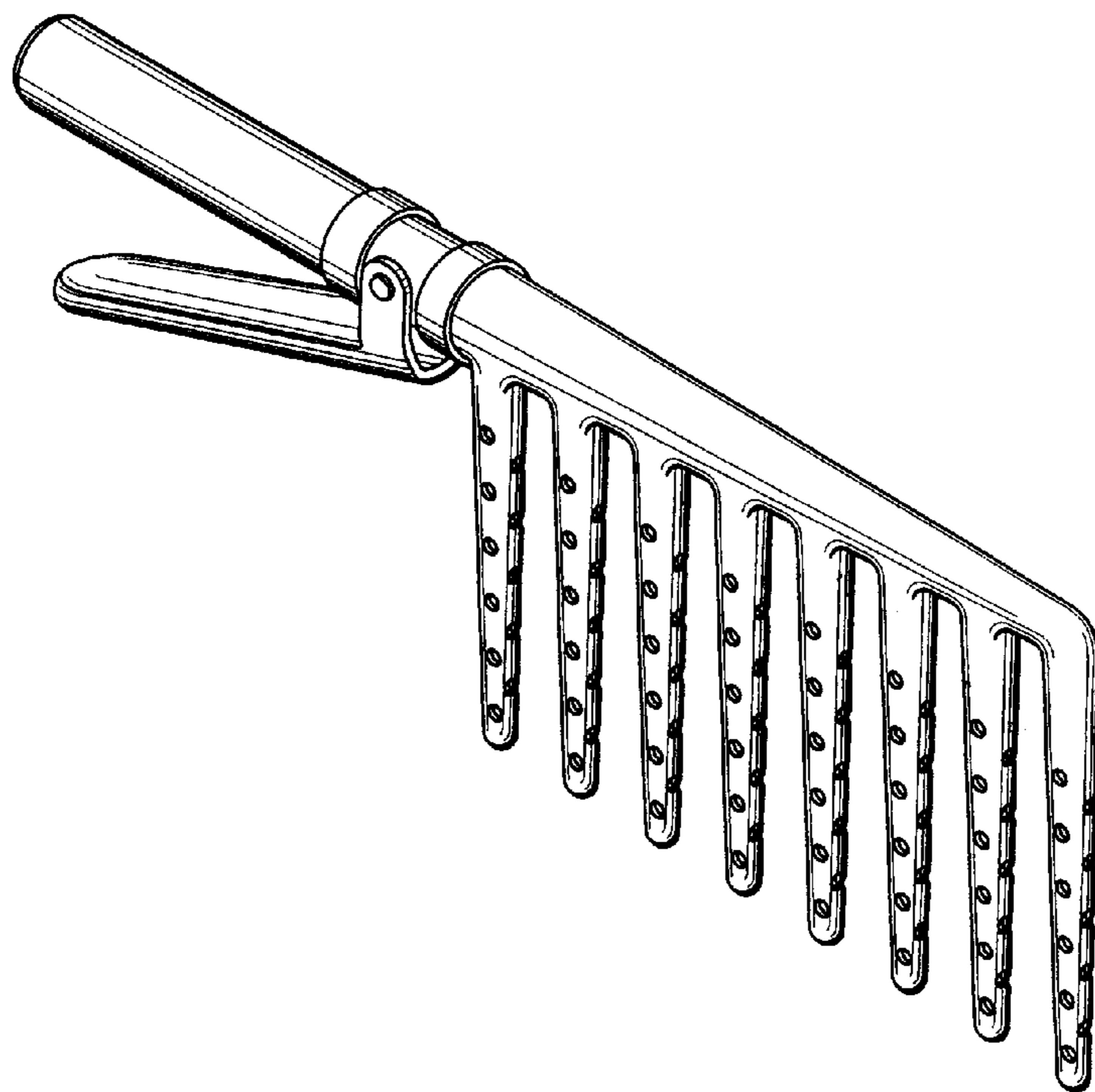
FIG. 4 is a bottom plan view thereof;

FIG. 5 is a reduced perspective view showing the hair dye  
dispenser/applicator having reservoir and handle-activated  
pump in use; the phantom lines depict environmental struc-  
ture for illustrative purposes only and form no part of the  
claimed design thereof;

FIG. 6 is an end elevational view thereof; and,

FIG. 7 is an elevational view of the opposing end thereof.

**1 Claim, 3 Drawing Sheets**



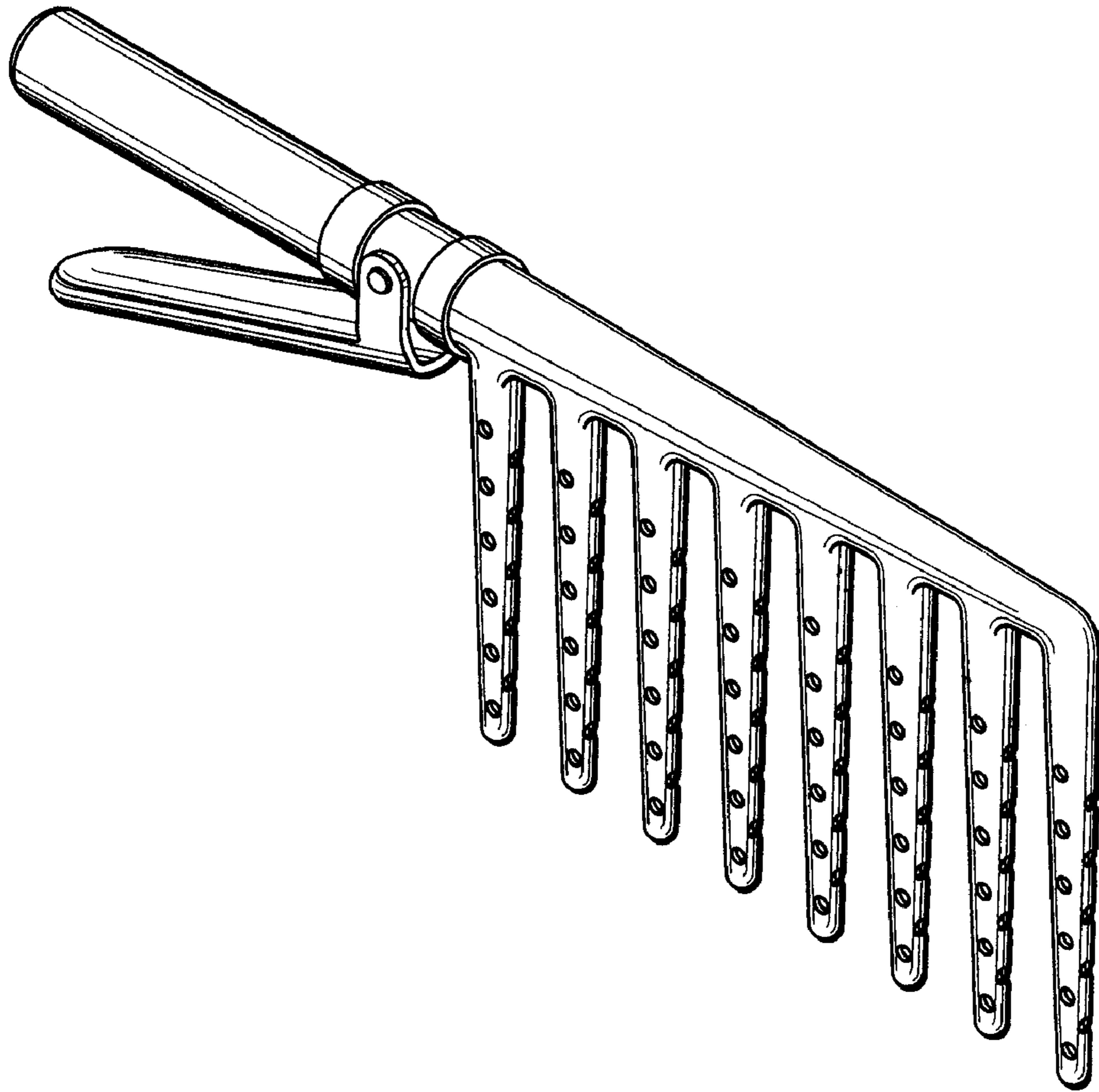


FIG. 1

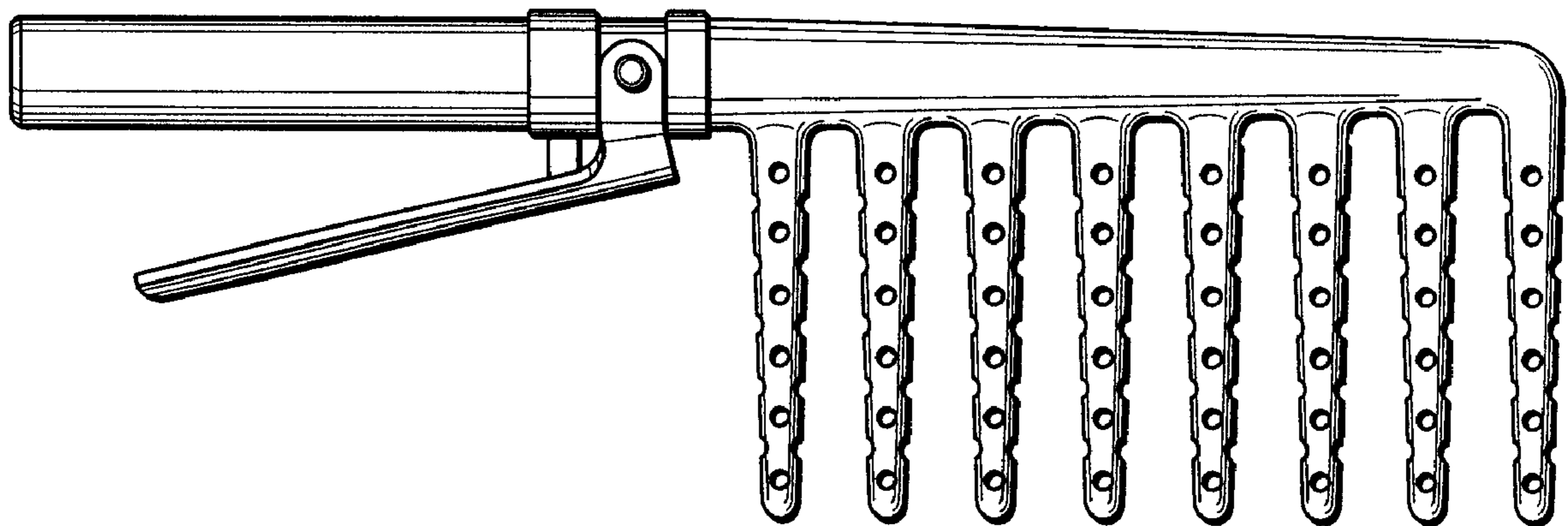


FIG. 2




FIG. 3



FIG. 4

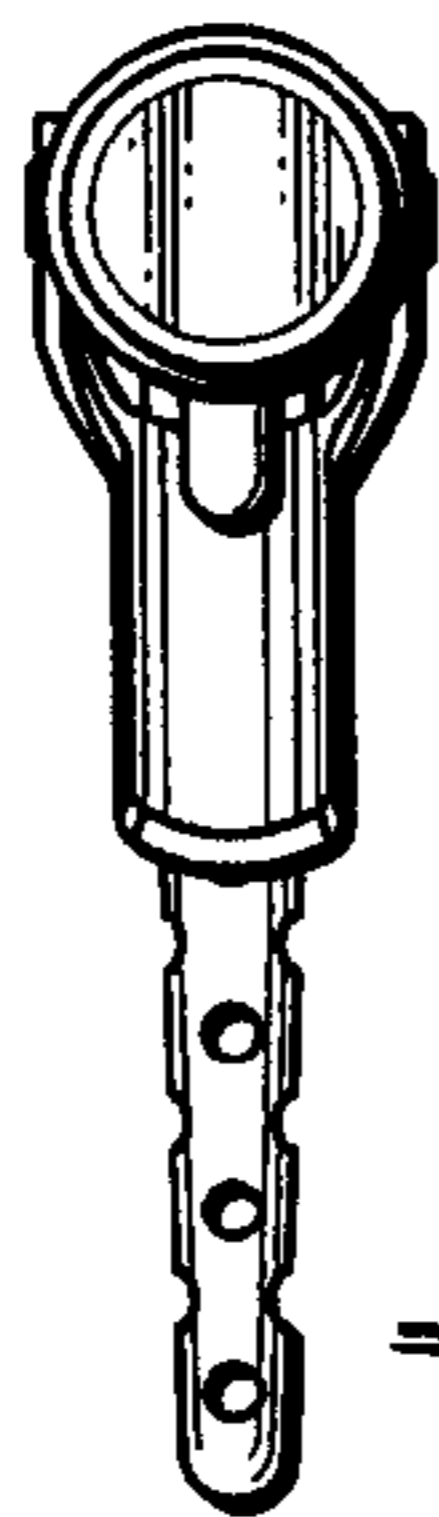


FIG. 6

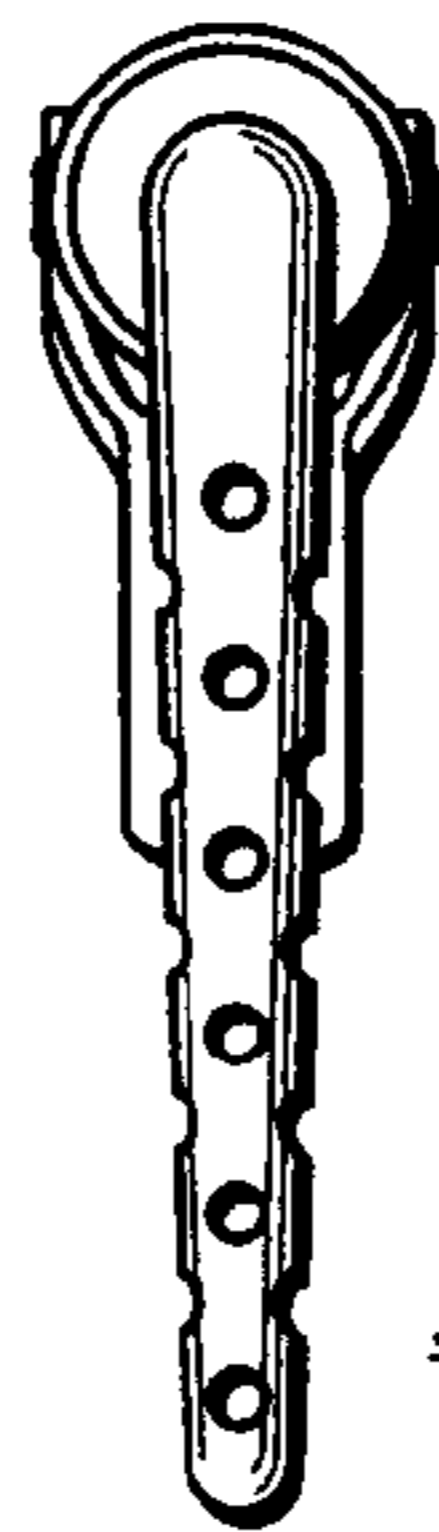


FIG. 7

