



US00D518232S

(12) **United States Design Patent** (10) **Patent No.:** **US D518,232 S**  
**Colacioppo et al.** (45) **Date of Patent:** **\*\* Mar. 28, 2006**

(54) **APPLICATOR**

(75) Inventors: **Keith Colacioppo**, White Plains, NY (US); **Anne Marie Brangi**, Orange, CT (US)

(73) Assignee: **The Procter & Gamble Company**, Cincinnati, OH (US)

(\*\*) Term: **14 Years**

(21) Appl. No.: **29/191,873**

(22) Filed: **Oct. 15, 2003**

**Related U.S. Application Data**

(63) Continuation-in-part of application No. 29/190,761, filed on Sep. 25, 2003.

(51) **LOC (8) Cl.** ..... **28-02**

(52) **U.S. Cl.** ..... **D28/7**

(58) **Field of Classification Search** ..... D28/7, D28/20, 21-31, 63, 91.1; D24/119, 214, 215; D4/127, 128, 132, 138; D32/51, 52, 46, 49; 132/317, 320, 112-116, 150, 219, 148, 270, 132/126, 901, 202, 208; 401/268, 129, 202-207, 401/261-267, 35, 286, 28  
See application file for complete search history.

(56) **References Cited**

**U.S. PATENT DOCUMENTS**

- D115,317 S \* 6/1939 Partridge ..... D4/127
- D119,028 S \* 2/1940 Partridge ..... D4/132
- D211,766 S \* 7/1968 Weir ..... D28/10
- 3,800,352 A \* 4/1974 Bonora ..... 15/105
- 4,605,026 A 8/1986 Nolin
- D338,341 S \* 8/1993 Colon et al. .... D4/117
- 5,337,765 A 8/1994 Wong
- 5,524,648 A \* 6/1996 Colon et al. .... 132/120
- D388,961 S \* 1/1998 Berti ..... D4/138
- D394,730 S 5/1998 Olsson

- D405,614 S \* 2/1999 Geardino et al. .... D4/135
- 6,079,420 A 6/2000 Musum
- 6,142,157 A 11/2000 de Laforcade
- D456,607 S \* 5/2002 Carlucci et al. .... D4/101
- 6,453,909 B1 9/2002 De Laforcade
- 6,688,314 B1 2/2004 Hoeffkes
- D490,564 S \* 5/2004 Colacioppo et al. .... D28/7

**FOREIGN PATENT DOCUMENTS**

FR 2645725 A1 10/1990

**OTHER PUBLICATIONS**

U.S. Appl. No. 29/190,761, filed Sep. 25, 2003, K. Colacioppo.

U.S. Appl. No. 29/168,576, filed Oct. 4, 2002, K. Colacioppo.

U.S. Appl. No. 10/678,206, filed Oct. 3, 2003, K. Colacioppo.

\* cited by examiner

*Primary Examiner*—Lucy Lieberman

(74) *Attorney, Agent, or Firm*—Michael J. Sambrook; Brian M. Bolam; Tara M. Rosnell

(57) **CLAIM**

The ornamental design for an applicator, as shown and described.

**DESCRIPTION**

FIG. 1 is a front perspective view of an applicator showing our design, as viewed from the right side;

FIG. 2 is a bottom perspective view of the applicator of FIG. 1;

FIG. 3 is a front view of the applicator of FIG. 1;

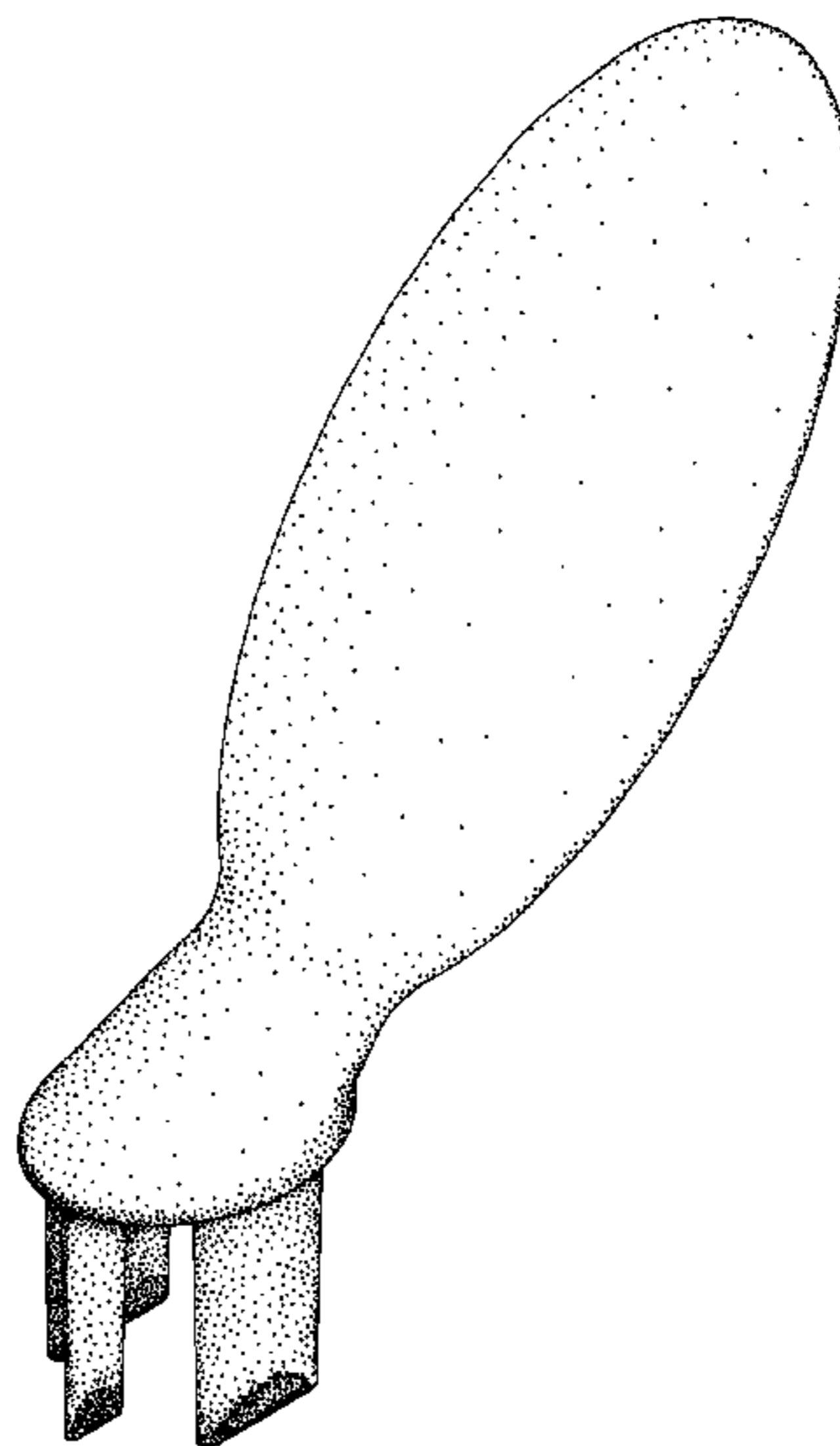
FIG. 4 is a right side view of the applicator of FIG. 1, the opposite side being a mirror image thereof;

FIG. 5 is a bottom view of the applicator of FIG. 1;

FIG. 6 is a rear view of the applicator of FIG. 1; and,

FIG. 7 is a top view of the applicator of FIG. 1.

**1 Claim, 3 Drawing Sheets**



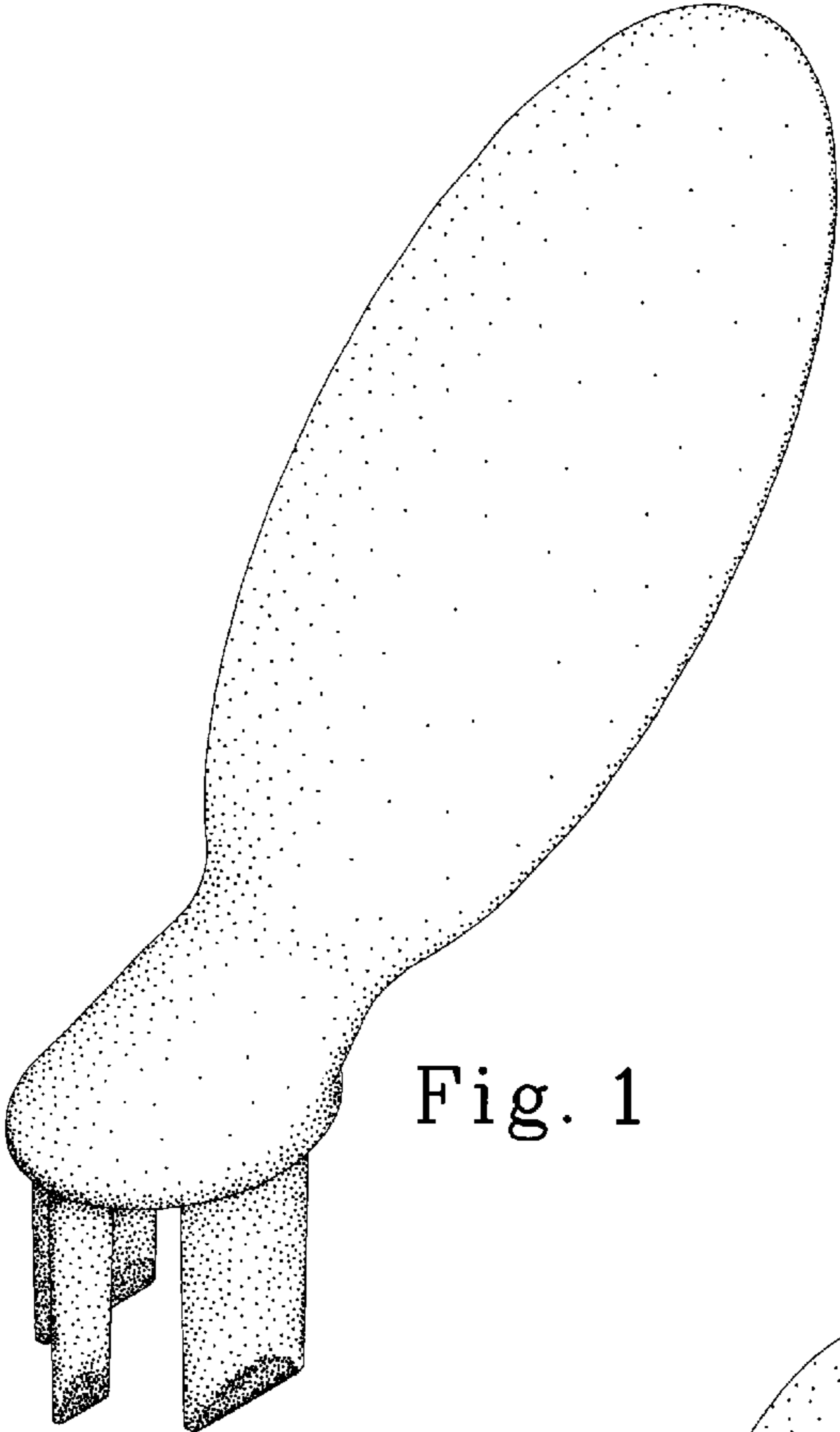


Fig. 1

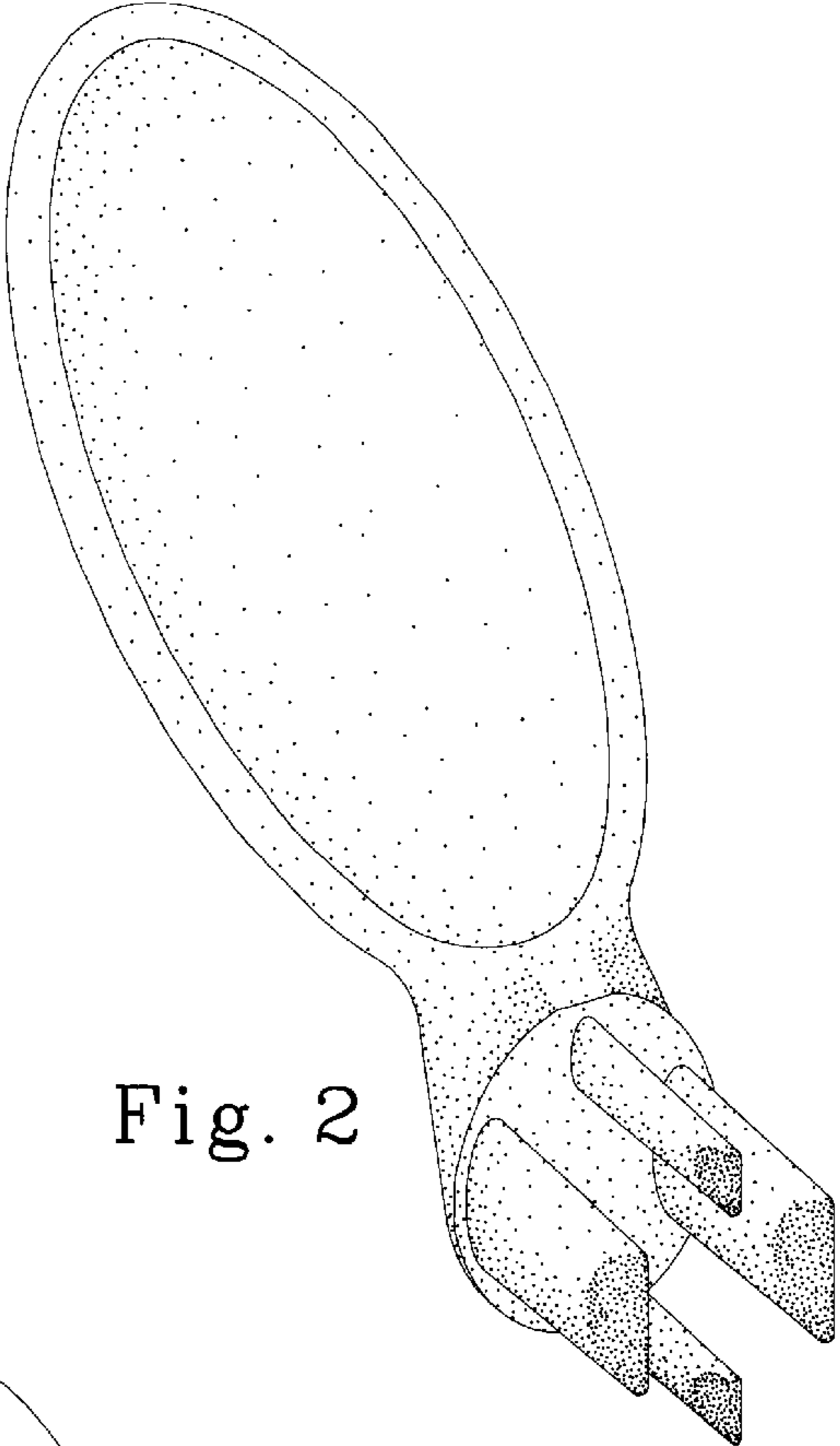


Fig. 2

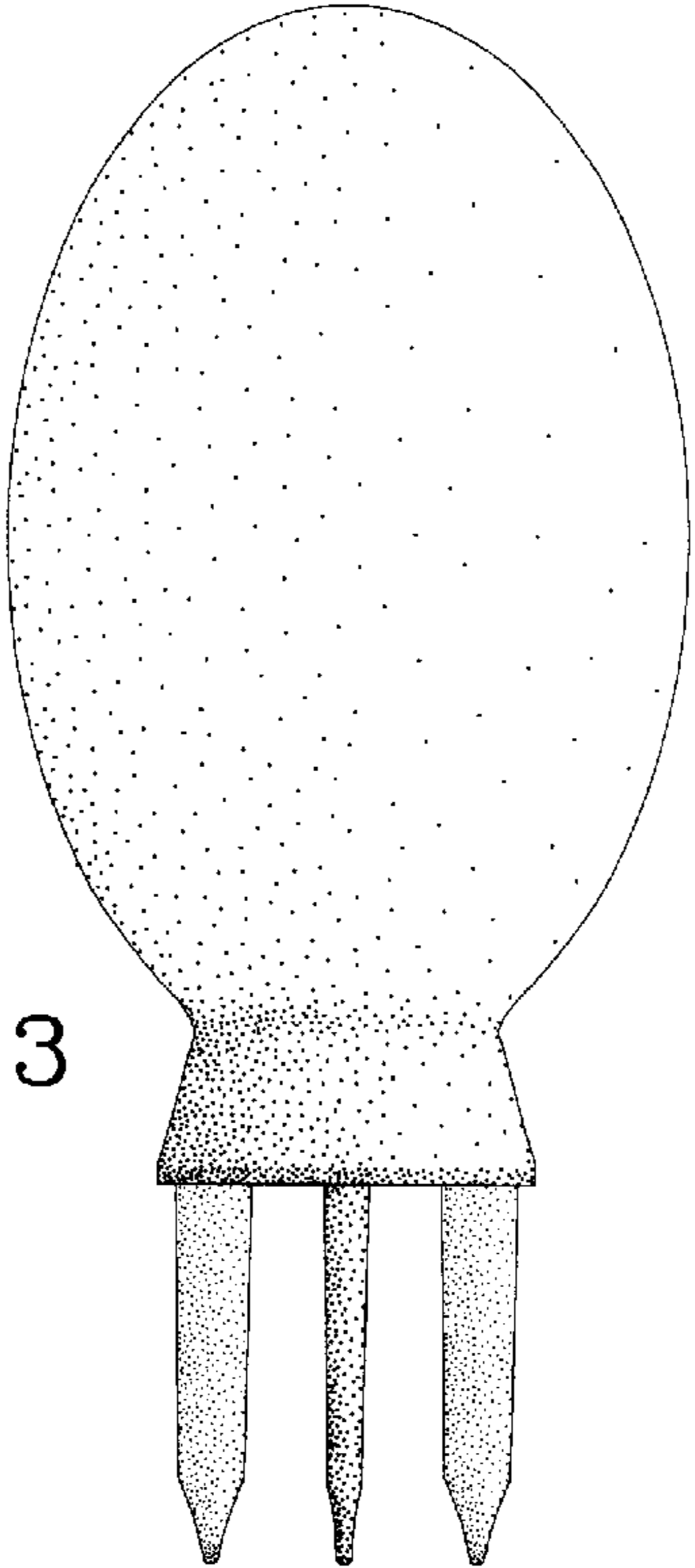


Fig. 3

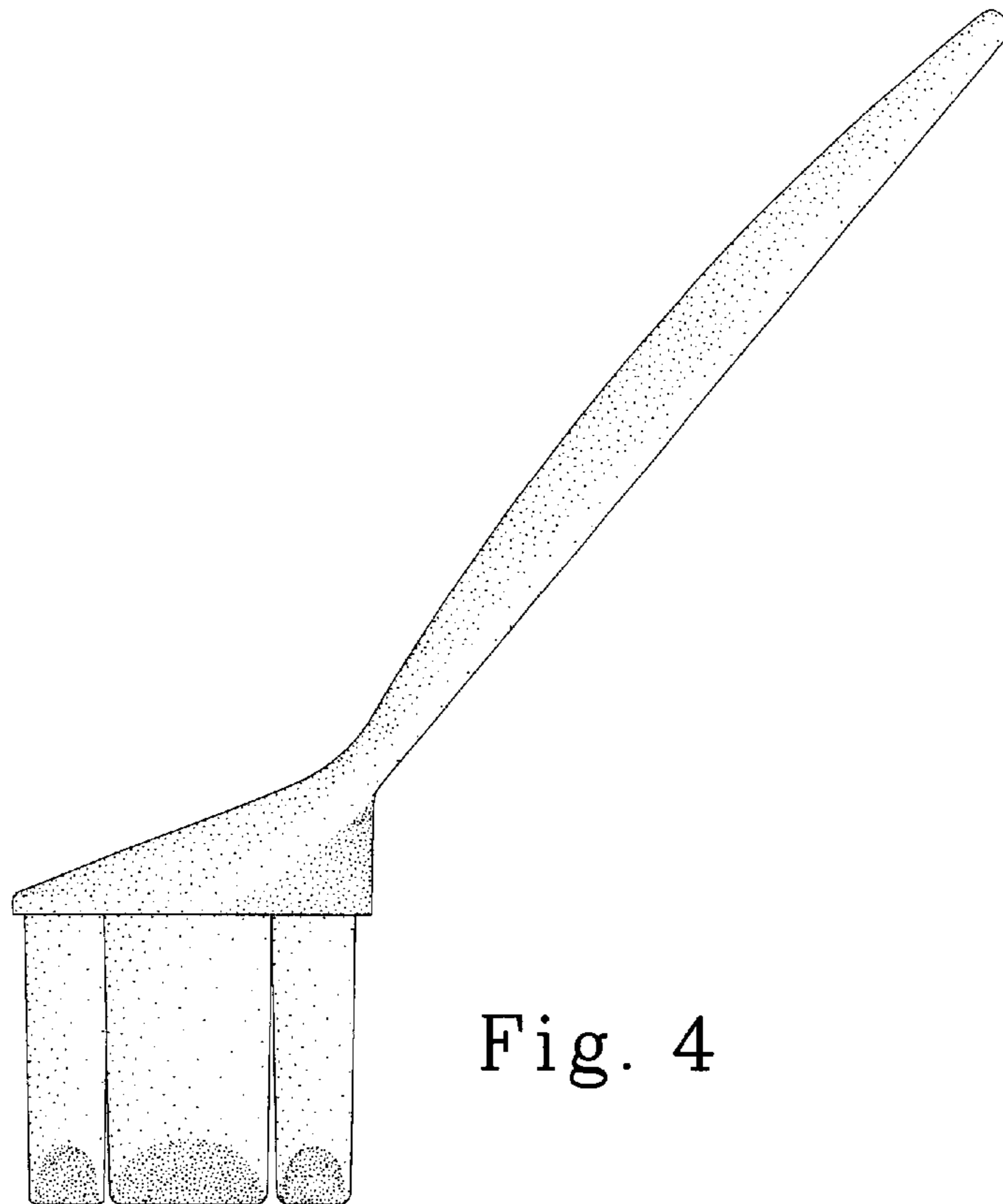


Fig. 4

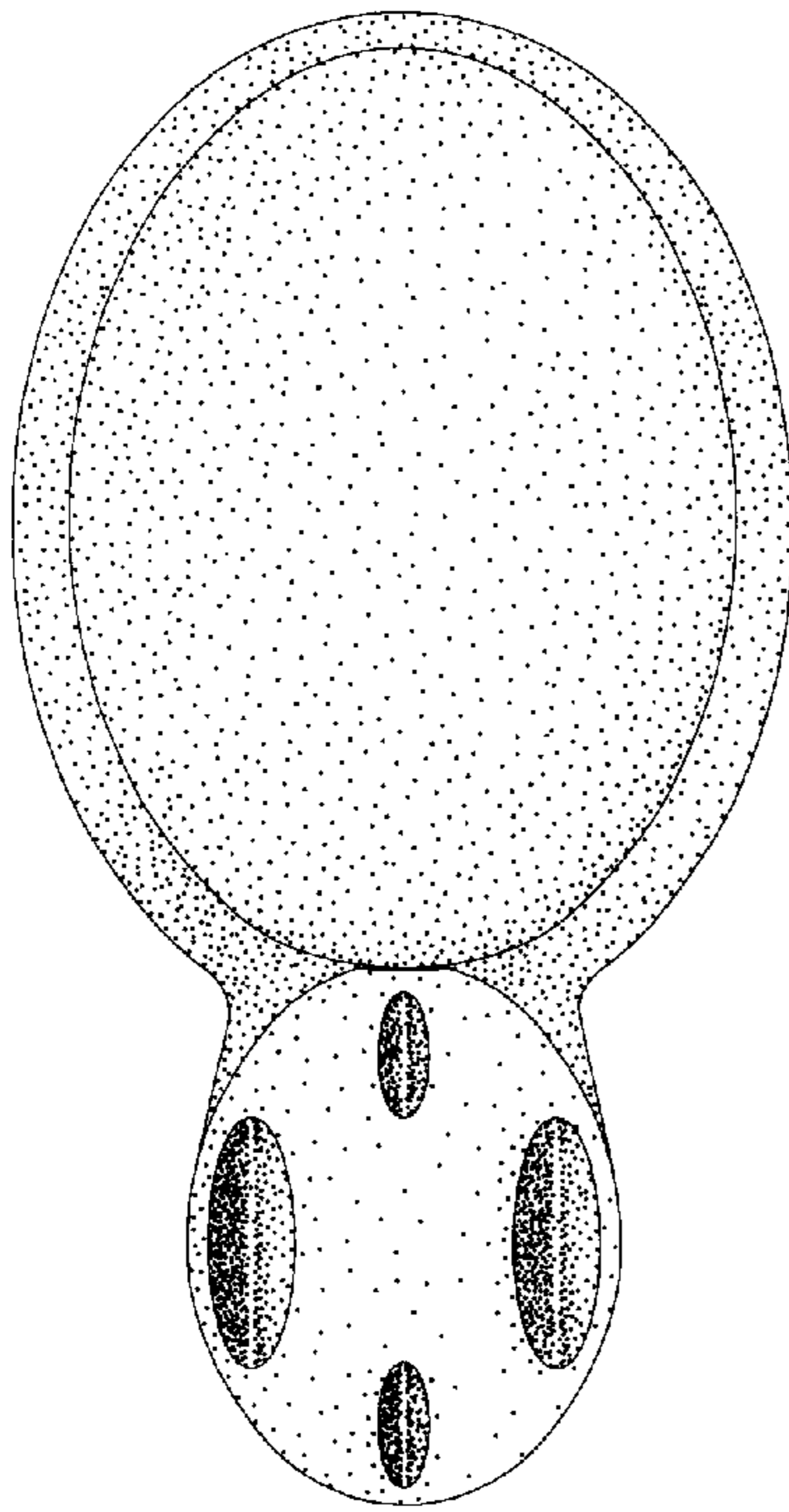


Fig. 5

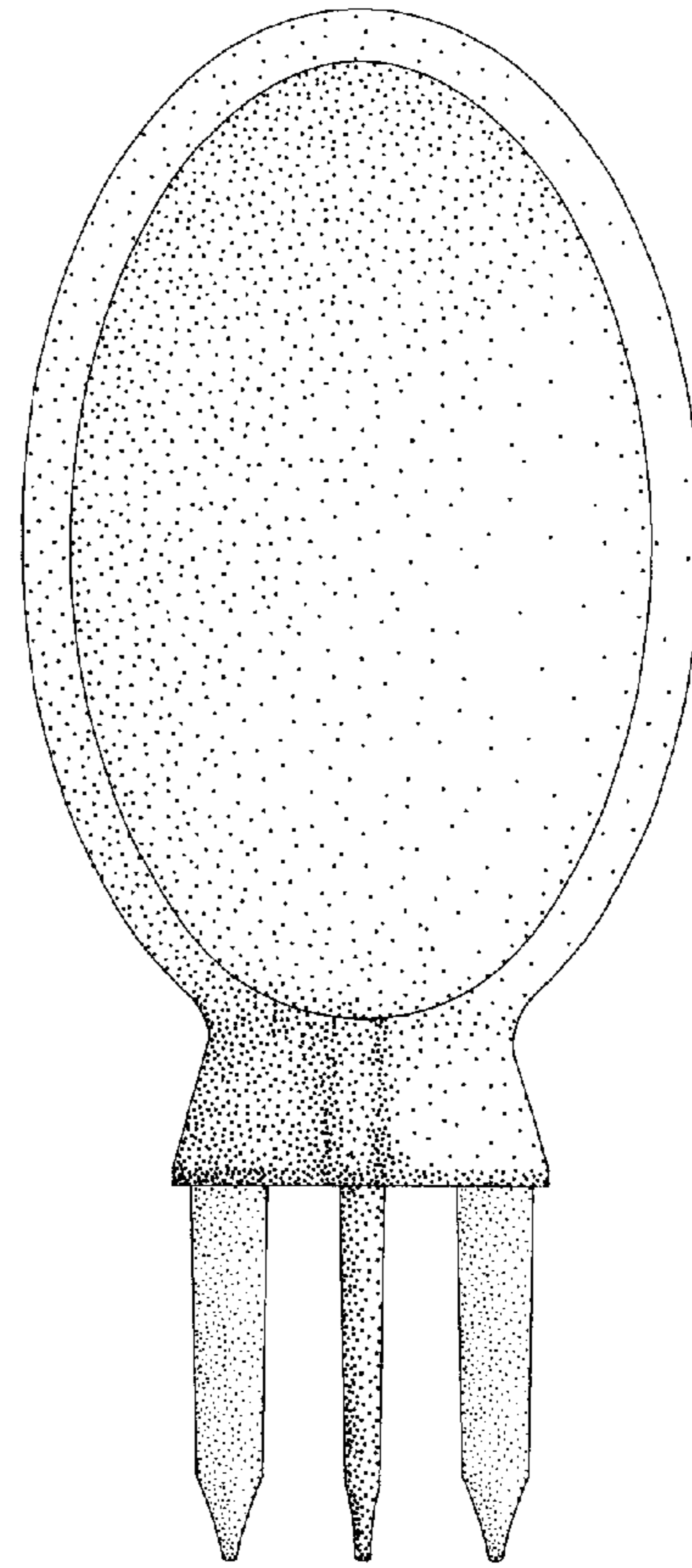


Fig. 6

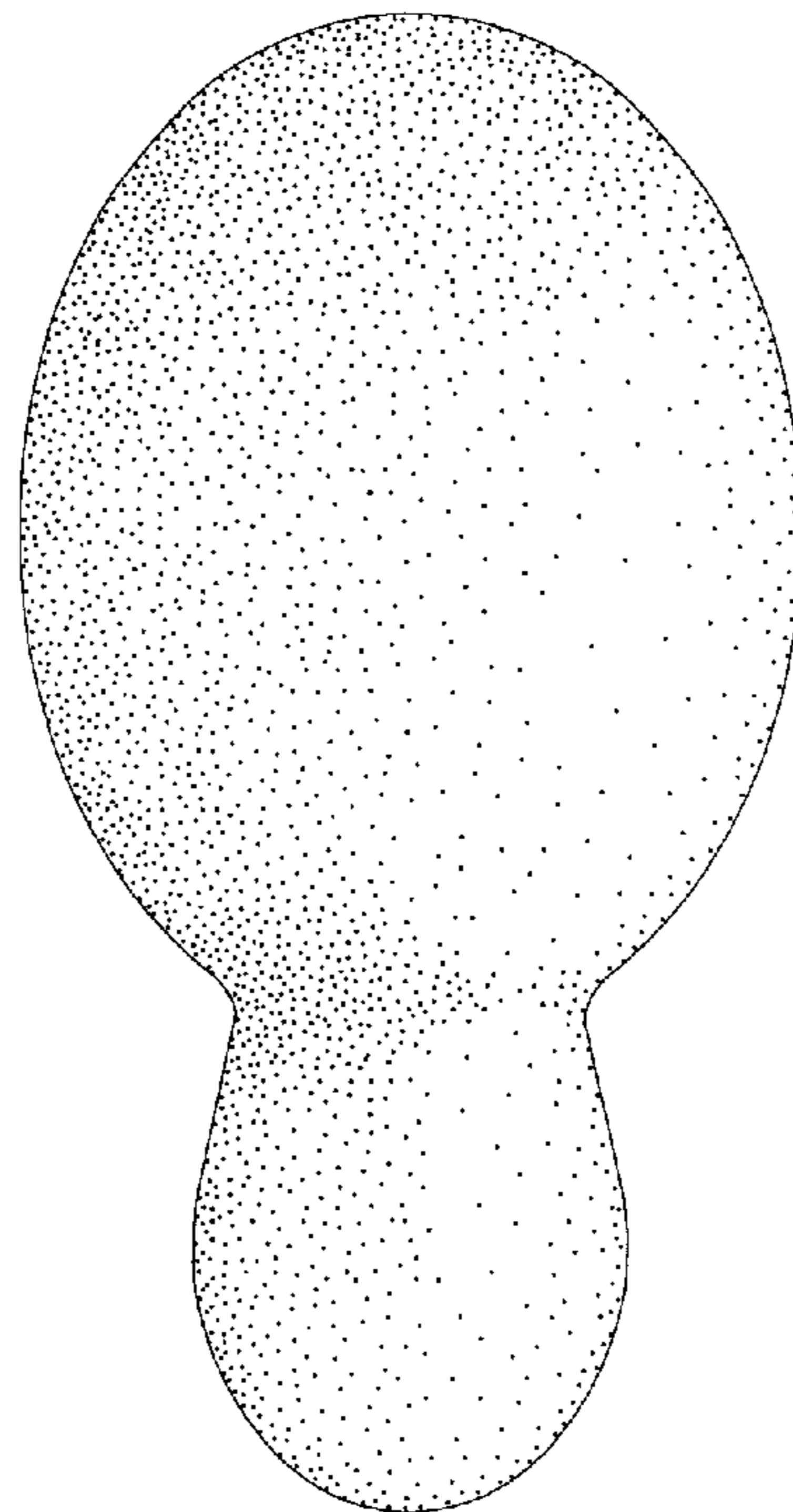


Fig. 7