



US00D518229S

(12) **United States Design Patent**
Sher

(10) **Patent No.:** **US D518,229 S**

(45) **Date of Patent:** **** Mar. 28, 2006**

(54) **PORTION OF LIGHTER**

(75) Inventor: **Tak Chi Sher**, Hong Kong (HK)

(73) Assignee: **Polycity Enterprise Limited**, Hong Kong (HK)

(**) Term: **14 Years**

(21) Appl. No.: **29/204,130**

(22) Filed: **Apr. 23, 2004**

(51) **LOC (8) Cl.** **27-05**

(52) **U.S. Cl.** **D27/161**

(58) **Field of Classification Search** D27/141–143,
D27/147, 154–161; 431/126, 151, 153, 253–255,
431/273–277

See application file for complete search history.

(56) **References Cited**

U.S. PATENT DOCUMENTS

D237,806 S *	11/1975	Yoshinaga	D27/158
5,304,060 A *	4/1994	Lin	431/255
5,531,592 A *	7/1996	Tasi	431/255
5,800,155 A *	9/1998	Miyanaga	431/153
6,171,099 B1 *	1/2001	Lin	431/153
6,196,833 B1 *	3/2001	Ho	431/153
2002/0115032 A1 *	8/2002	Tsai	431/153

* cited by examiner

Primary Examiner—Jennifer Rivard

(74) *Attorney, Agent, or Firm*—Daniel B. Schein, Esq., Inc.

(57) **CLAIM**

The ornamental design for a portion of lighter, as shown and described.

DESCRIPTION

FIG. 1 is a front perspective view of a a portion of lighter showing my new design;

FIG. 2 is a front view of the portion of lighter of FIG. 1;

FIG. 3 is a rear view of the portion of lighter of FIG. 1;

FIG. 4 is a right side view of the portion of lighter of FIG. 1;

FIG. 5 is a left side view of the portion of lighter of FIG. 1;

FIG. 6 is a top plan view of the portion of lighter of FIG. 1;

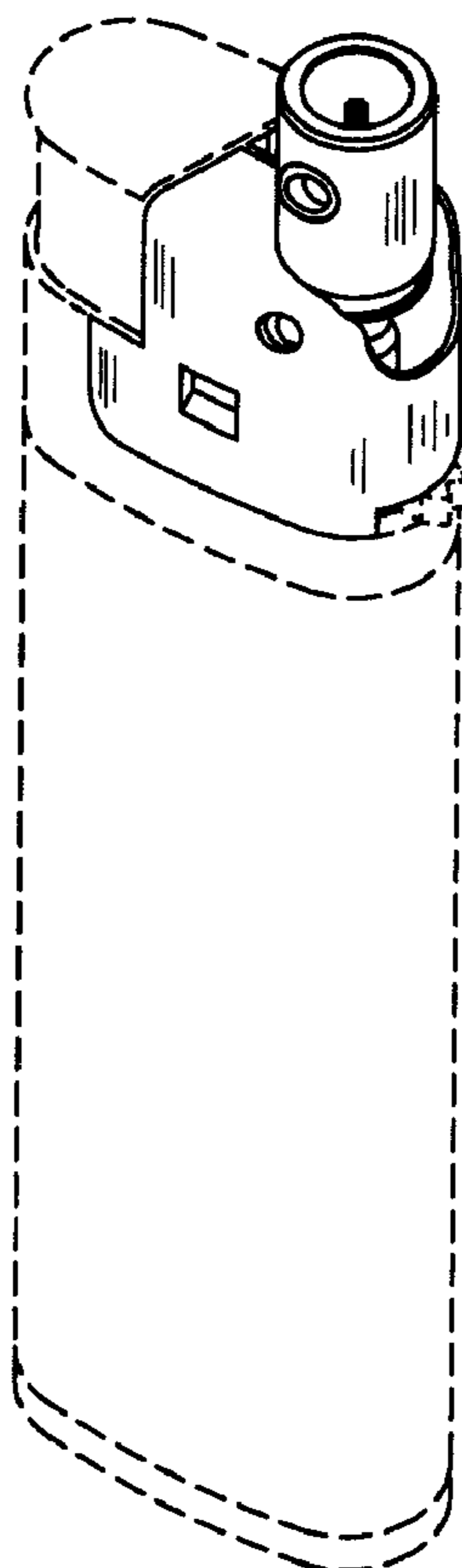
FIG. 7 is a bottom plan view of the portion of lighter of FIG. 1;

FIG. 8 is a front view of the portion of lighter of FIG. 1 showing the movement of nozzle in a smaller angle; and,

FIG. 9 is a front view of the portion of lighter of FIG. 1 showing the movement of nozzle in a larger angle.

The broken lines are shown for illustrative purposes only and form no part of the claimed design.

1 Claim, 3 Drawing Sheets



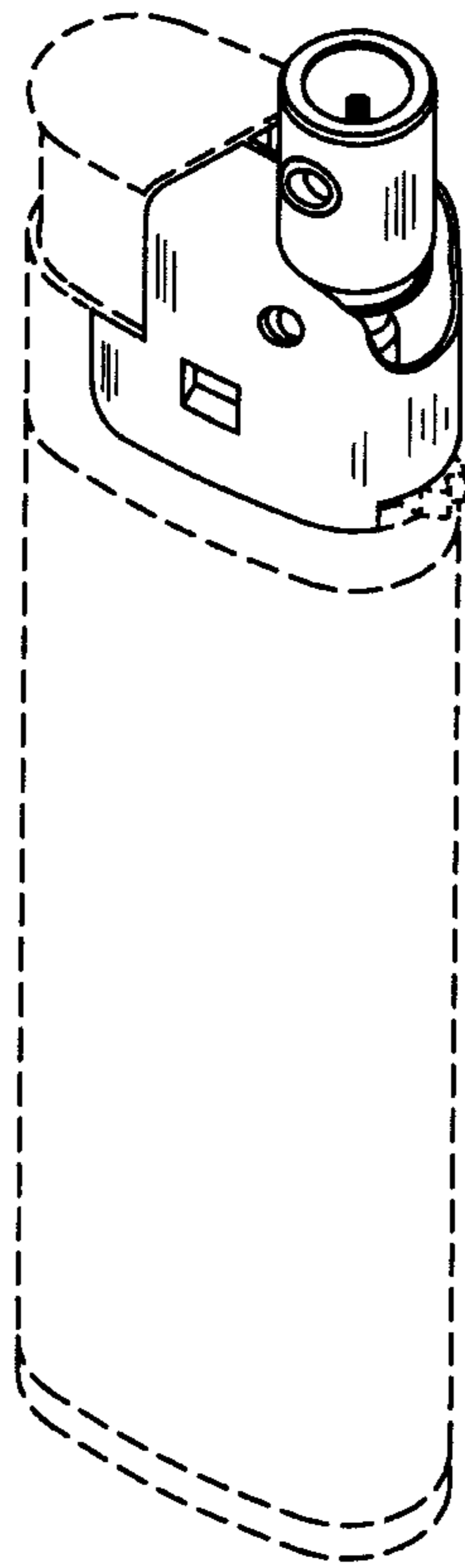


FIG 1




FIG 2




FIG 3

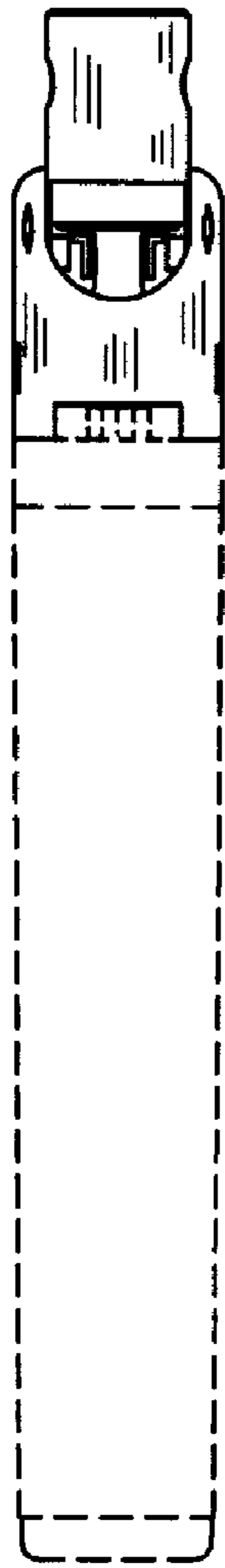


FIG 4



FIG 5

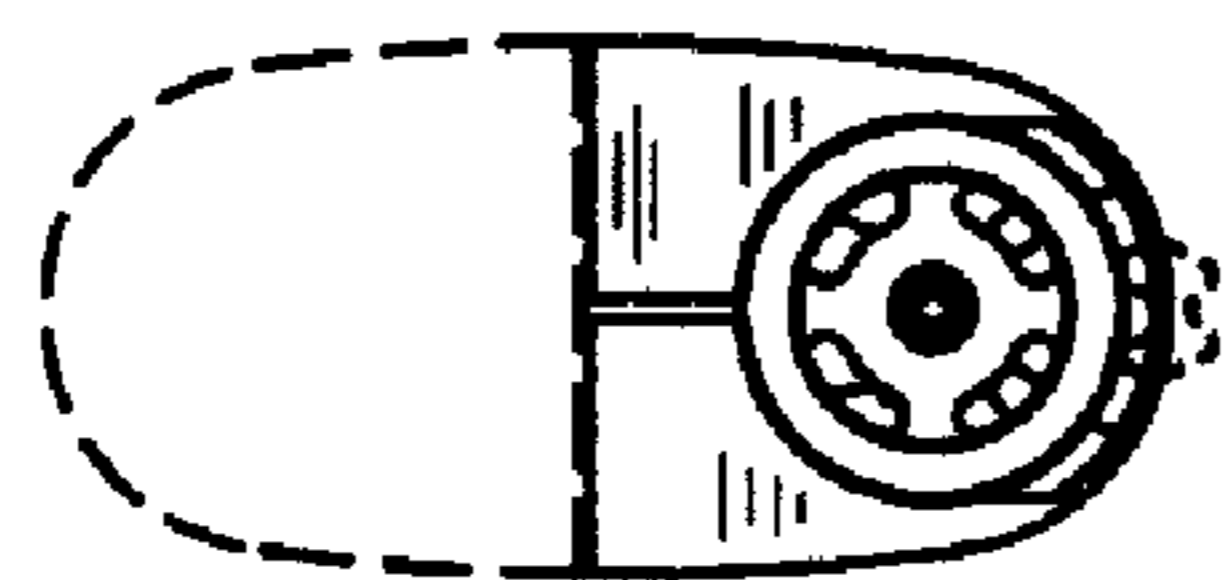


FIG 6

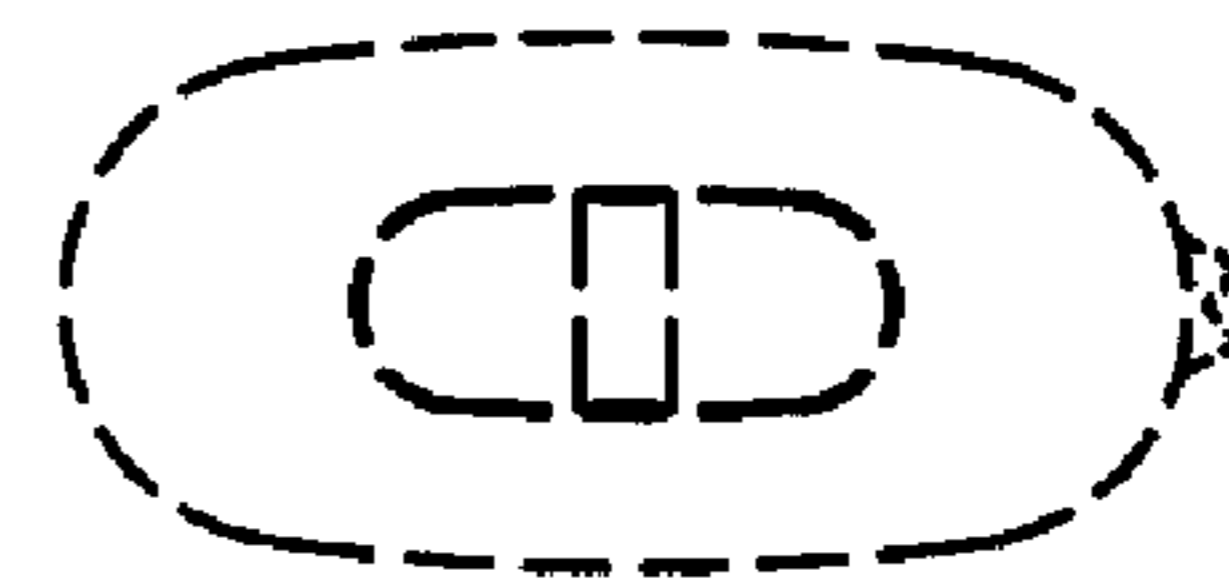


FIG 7

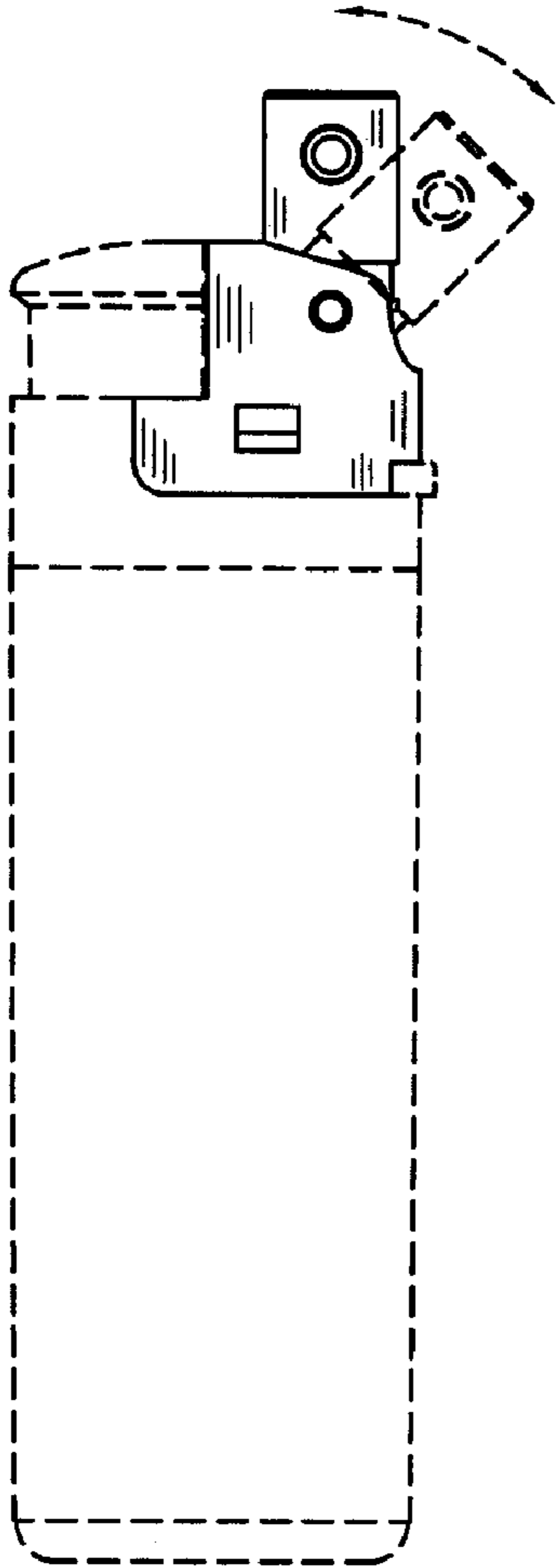


FIG 8

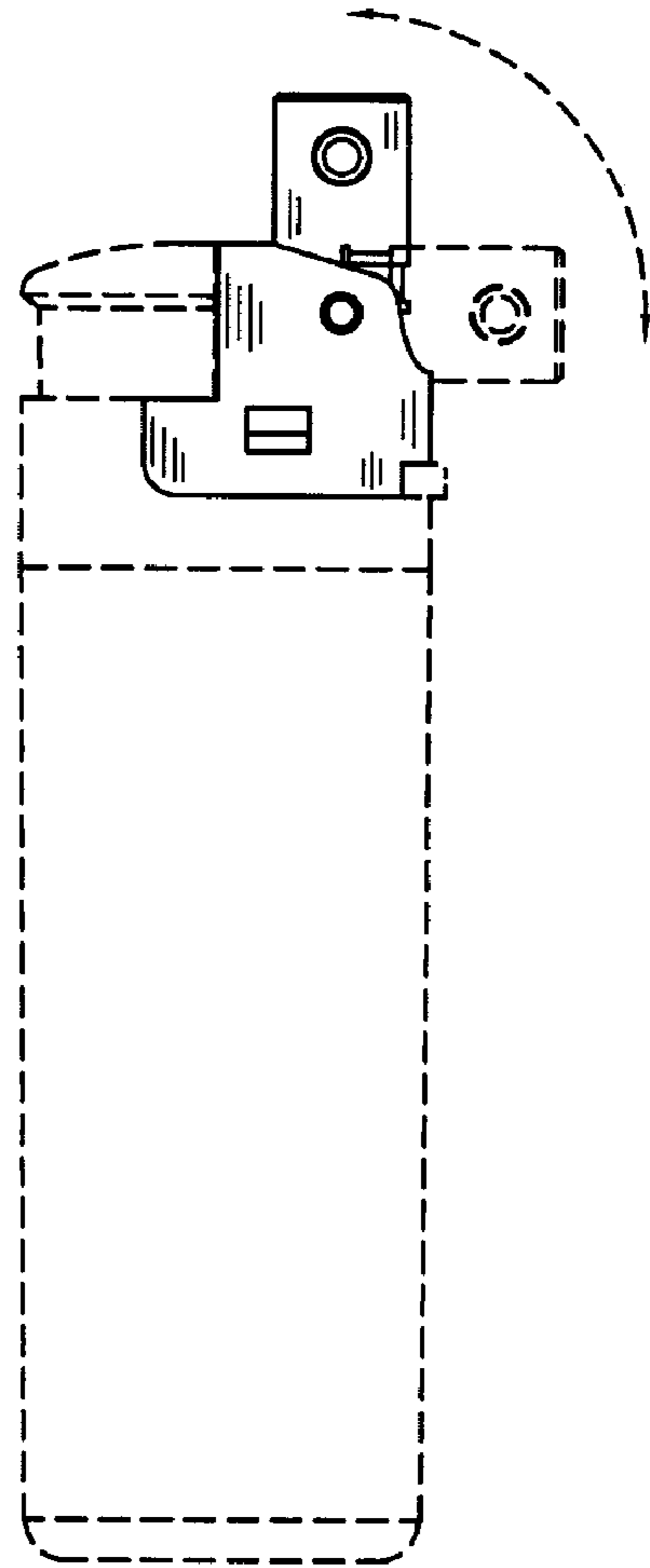


FIG 9