



US00D518196S

(12) **United States Design Patent**
Chu

(10) **Patent No.:** **US D518,196 S**
(45) **Date of Patent:** **** Mar. 28, 2006**

(54) **REAR COMBINATION LAMP FOR VEHICLE**

D501,053 S * 1/2005 Kamimura et al. D26/28
D502,563 S * 3/2005 Otto et al. D26/28
D509,311 S * 9/2005 Tomida D26/28

(75) Inventor: **Edgar Chu**, Taipei (TW)

(73) Assignee: **Nissan Motor Co., Ltd.**, Yokohama (JP)

* cited by examiner

(**) Term: **14 Years**

Primary Examiner—Marcus A. Jackson
(74) *Attorney, Agent, or Firm*—Foley & Lardner LLP

(21) Appl. No.: **29/221,104**

(57) **CLAIM**

(22) Filed: **Jan. 12, 2005**

An ornamental design for a rear combination lamp for vehicle, as shown and described.

(30) **Foreign Application Priority Data**

Jul. 20, 2004 (JP) D2004-021670

DESCRIPTION

(51) **LOC (8) Cl.** **26-06**

FIG. 1 is a front view of a rear combination lamp for vehicle;
FIG. 2 is a rear view thereof;
FIG. 3 is a top plan view thereof;
FIG. 4 is a bottom view thereof;
FIG. 5 is a right side view thereof;
FIG. 6 is a left side view thereof; and,
FIG. 7 is a perspective view thereof.

(52) **U.S. Cl.** **D26/28**

(58) **Field of Classification Search** D26/28-36;
362/459-468, 475-478, 485-487

See application file for complete search history.

(56) **References Cited**

U.S. PATENT DOCUMENTS

D498,860 S * 11/2004 Kawashima et al. D26/28

1 Claim, 7 Drawing Sheets




FIG. 1




FIG.2




FIG.3




FIG.4




FIG. 5




FIG. 6




FIG. 7

