



US00D518193S

(12) **United States Design Patent**
Koyama et al.

(10) **Patent No.:** **US D518,193 S**
(45) **Date of Patent:** **** Mar. 28, 2006**

(54) **REAR LIGHT OF MOTOR VEHICLE**

JP 1442552 6/2002

(75) Inventors: **Bunzo Koyama**, Aki-gun (JP); **Kouichi Hayashi**, Aki-gun (JP)

OTHER PUBLICATIONS

Mazda Motor Corporation Catalog published Nov. 2000.

(73) Assignee: **Mazda Motor Corporation**, Hiroshima (JP)

* cited by examiner

(**) Term: **14 Years**

Primary Examiner—Marcus A. Jackson
(74) *Attorney, Agent, or Firm*—Nixon Peabody LLP;
Donald R. Studebaker

(21) Appl. No.: **29/200,968**

(22) Filed: **Mar. 9, 2004**

(57) **CLAIM**

(30) **Foreign Application Priority Data**

The ornamental design for a rear light of motor vehicle, as shown and described.

Sep. 25, 2003 (JP) 2003-027917

(51) **LOC (8) Cl.** **26-06**

(52) **U.S. Cl.** **D26/28**

(58) **Field of Classification Search** D26/28-36;
362/459-468, 475-478, 485-487
See application file for complete search history.

DESCRIPTION

FIG. 1 is a first perspective view of a rear light of motor vehicle;
FIG. 2 is a second perspective view thereof;
FIG. 3 is a front view thereof;
FIG. 4 is a rear view thereof;
FIG. 5 is a left side view thereof;
FIG. 6 is a right side view thereof;
FIG. 7 is a top view thereof; and,
FIG. 8 is a bottom view thereof.
Portion in pink is shown for illustrative purposes only and forms no part of the claimed design.

(56) **References Cited**

U.S. PATENT DOCUMENTS

- D492,049 S * 6/2004 Lin D26/28
- D493,005 S * 7/2004 Chang D26/28
- D502,562 S * 3/2005 Lin D26/28
- D506,557 S * 6/2005 Lin D26/28

FOREIGN PATENT DOCUMENTS

JP 1137641 2/2002

1 Claim, 4 Drawing Sheets




Fig. 1



Fig. 2




Fig. 3




Fig. 4




Fig. 5




Fig. 6




Fig. 7




Fig. 8

