

US00D518189S

(12) **United States Design Patent**
Rosian

(10) **Patent No.: US D518,189 S**

(45) **Date of Patent: ** Mar. 28, 2006**

(54) **COVER FOR RAIL ATTACHMENT**

(76) Inventor: **Michael J. Rosian**, P.O. Box 1041,
Orland Park, IL (US) 60462

(**) Term: **14 Years**

(21) Appl. No.: **29/195,640**

(22) Filed: **Dec. 15, 2003**

(51) **LOC (8) Cl. 25-01**

(52) **U.S. Cl. D25/135**

(58) **Field of Classification Search** D25/133,
D25/135; 52/721.5, 723.2; 256/65.01, 65.02,
256/65.04, 65.05, 65.06

See application file for complete search history.

(56) **References Cited**

U.S. PATENT DOCUMENTS

D303,716 S	9/1989	Waller	D8/354
5,873,671 A	2/1999	West	403/232.1
6,311,957 B1 *	11/2001	Driscoll et al.	256/65.05
D456,087 S *	4/2002	Merrick	D25/135
D458,389 S *	6/2002	Abbestam	D25/133
6,471,192 B1 *	10/2002	Erwin	256/65.05
D493,993 S	8/2004	Roberts, III et al.	D6/550
2003/0030048 A1	2/2003	Quaintance et al.	256/59
2003/0164486 A1	9/2003	West	256/65.1

OTHER PUBLICATIONS

Cover from Kroy Building Products, Inc. of York, Nebraska.
Cover from Homeland® Vinyl Fence Ltd. of Brampton,
Ontario, Canada.

* cited by examiner

Primary Examiner—Doris Clark

(74) *Attorney, Agent, or Firm*—McAndrews, Held &
Malloy, Ltd.

(57) **CLAIM**

I claim the ornamental design for the cover for rail attachment, as shown and described.

DESCRIPTION

The present invention is the ornamental design for the cover for rail attachment. The nature and environmental use of the claimed design is as follows: The cover has an opening that receives an end of a rail. The cover hides or covers the attachment of the rail to a support post.

FIG. 1 is a perspective view of a cover for a rail attachment according to the present invention;

FIG. 2 is a top view of the cover for a rail attachment;

FIG. 3 is a right side view of the cover for a rail attachment;

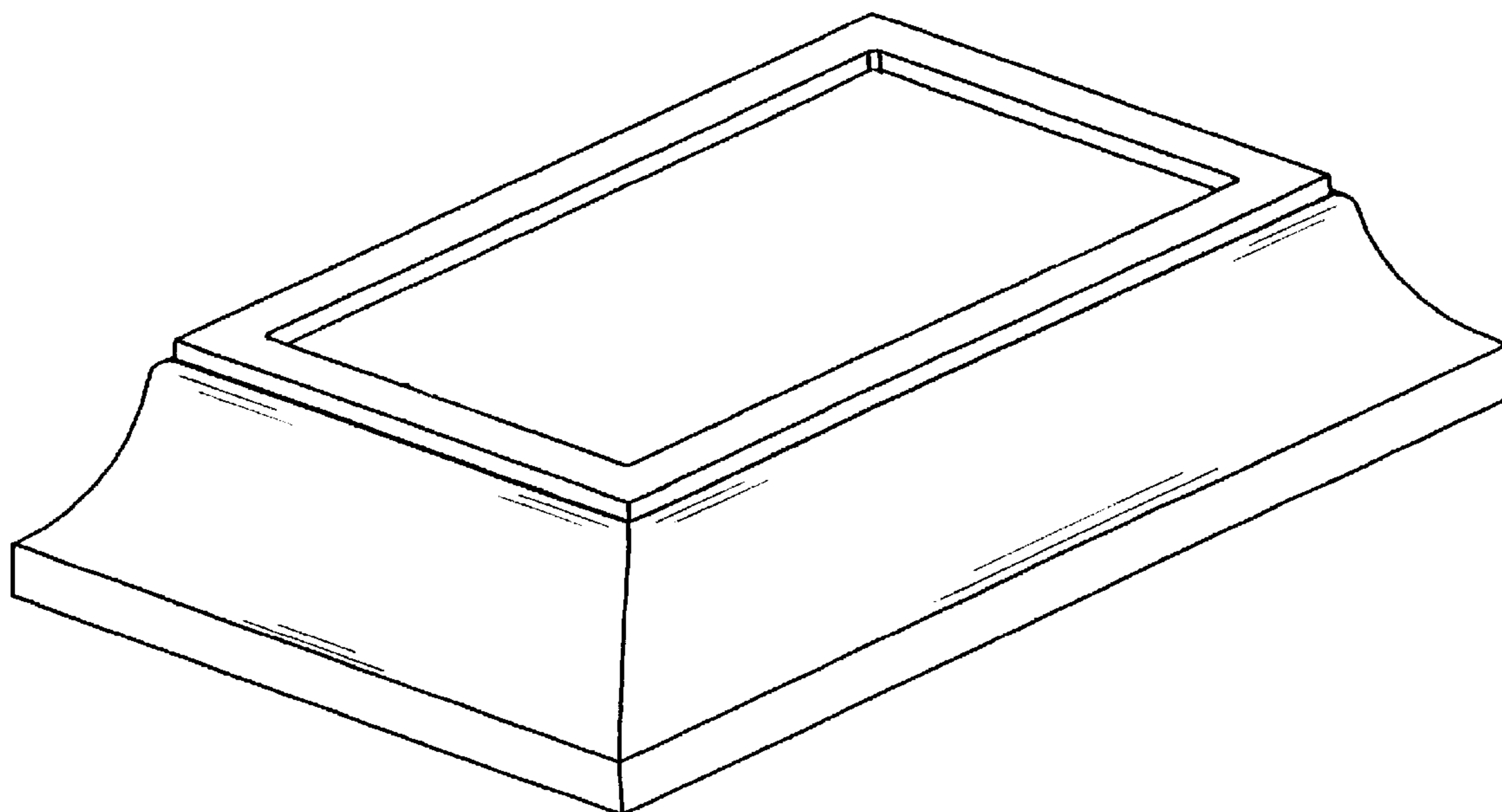
FIG. 4 is an inverted view of the left side of the cover for a rail attachment;

FIG. 5 is a front view of the cover for a rail attachment; and,

FIG. 6 is a rear view of the cover for a rail attachment.

Ordinarily, the bottom of the cover will not be visible when the cover is in use as a cover for a rail attachment.

1 Claim, 6 Drawing Sheets



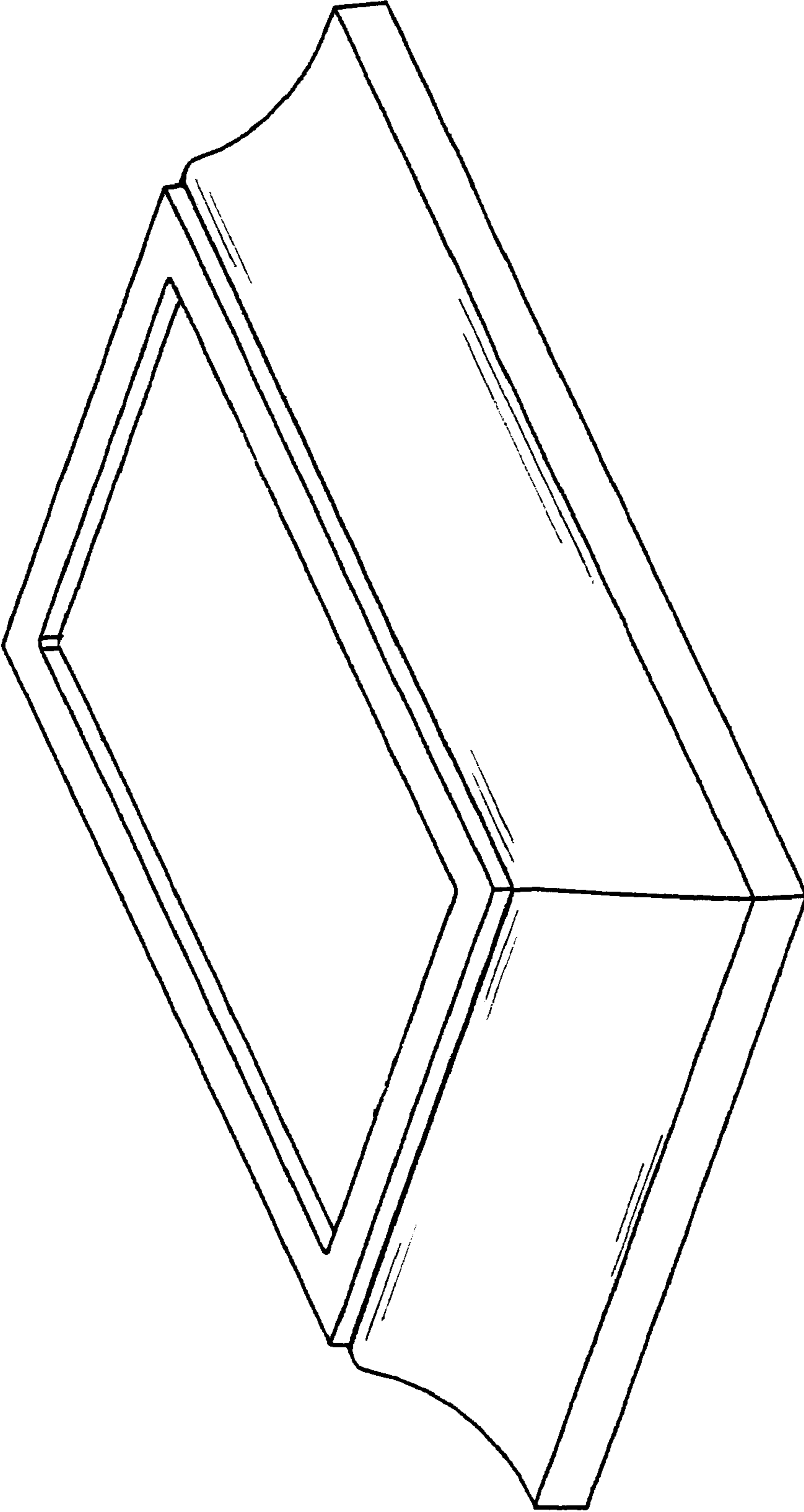


Figure 1




Figure 2




Figure 3




Figure 4




Figure 5




Figure 6