



US00D518178S

(12) **United States Design Patent**  
**Christiansen**

(10) **Patent No.:** **US D518,178 S**

(45) **Date of Patent:** **\*\* Mar. 28, 2006**

(54) **BIOPSY PUNCH**

(76) Inventor: **Tom Christiansen**, 6012 S. Newlin,  
Apt. "D", Whittier, CA (US) 90601

(\*\*) Term: **14 Years**

(21) Appl. No.: **29/156,824**

(22) Filed: **Mar. 8, 2002**

(51) **LOC (8) Cl.** ..... **24-02**

(52) **U.S. Cl.** ..... **D24/147; D24/133**

(58) **Field of Classification Search** ..... D24/147,  
D24/133; 606/167, 184, 185; 600/566, 567,  
600/564

See application file for complete search history.

(56) **References Cited**

**U.S. PATENT DOCUMENTS**

D216,286 S \* 12/1969 Valeska ..... D24/147  
3,949,747 A \* 4/1976 Hevesy ..... 606/184  
5,183,053 A \* 2/1993 Yeh et al. .... 606/167

D336,957 S \* 6/1993 Koros et al. .... D24/147  
5,792,163 A \* 8/1998 Hitzig ..... 606/167  
5,895,403 A \* 4/1999 Collinsworth ..... 606/185  
6,187,022 B1 \* 2/2001 Alexander et al. .... 606/185

\* cited by examiner

*Primary Examiner*—Ian Simmons

(57) **CLAIM**

The ornamental design for a "biopsy punch," as shown and described.

**DESCRIPTION**

FIG. 1 is a perspective view of a biopsy punch showing my new design;

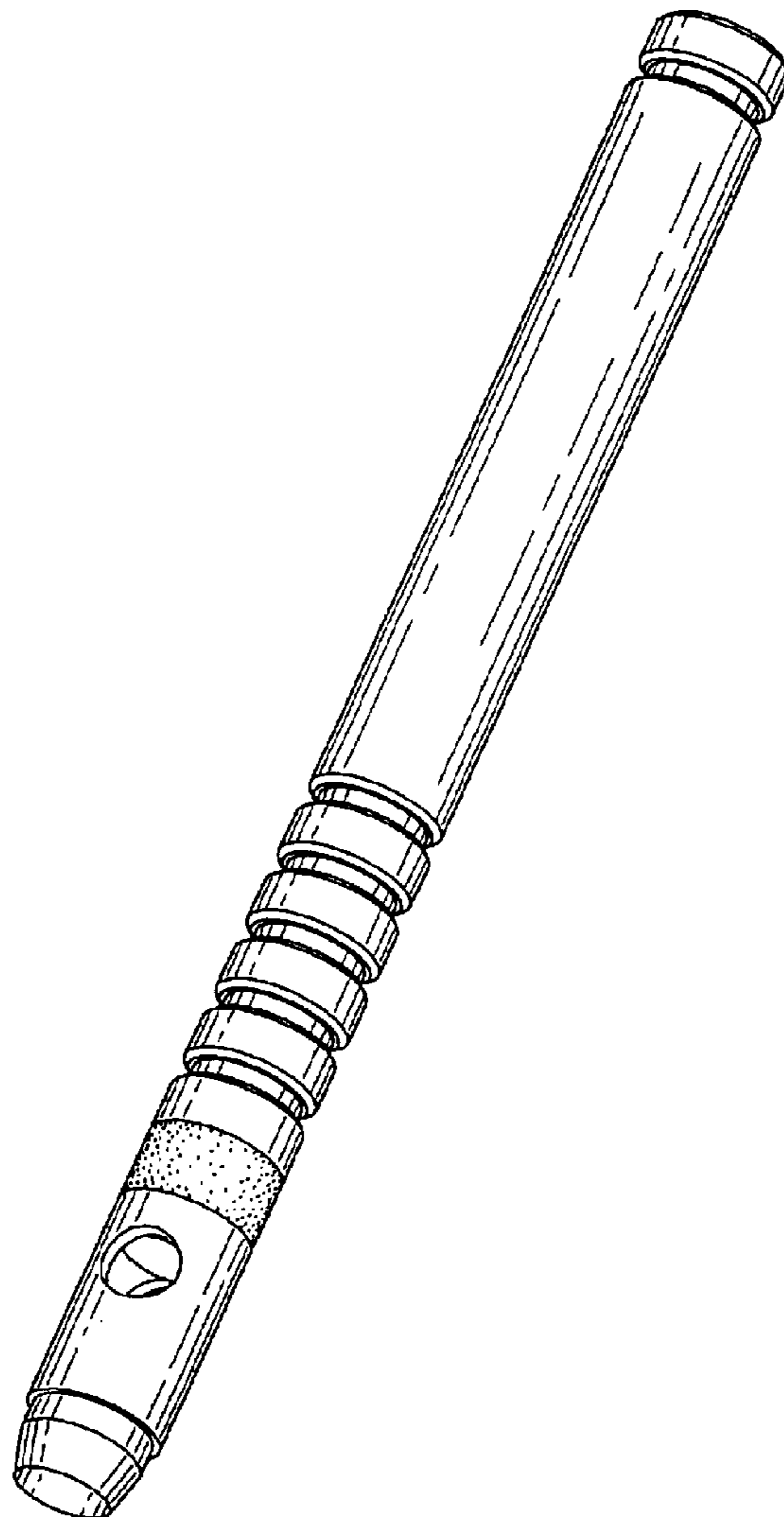
FIG. 2 is a front elevational view, the rear elevation being a mirrored image thereof;

FIG. 3 is a left side elevational view, right side being a mirrored image thereof;

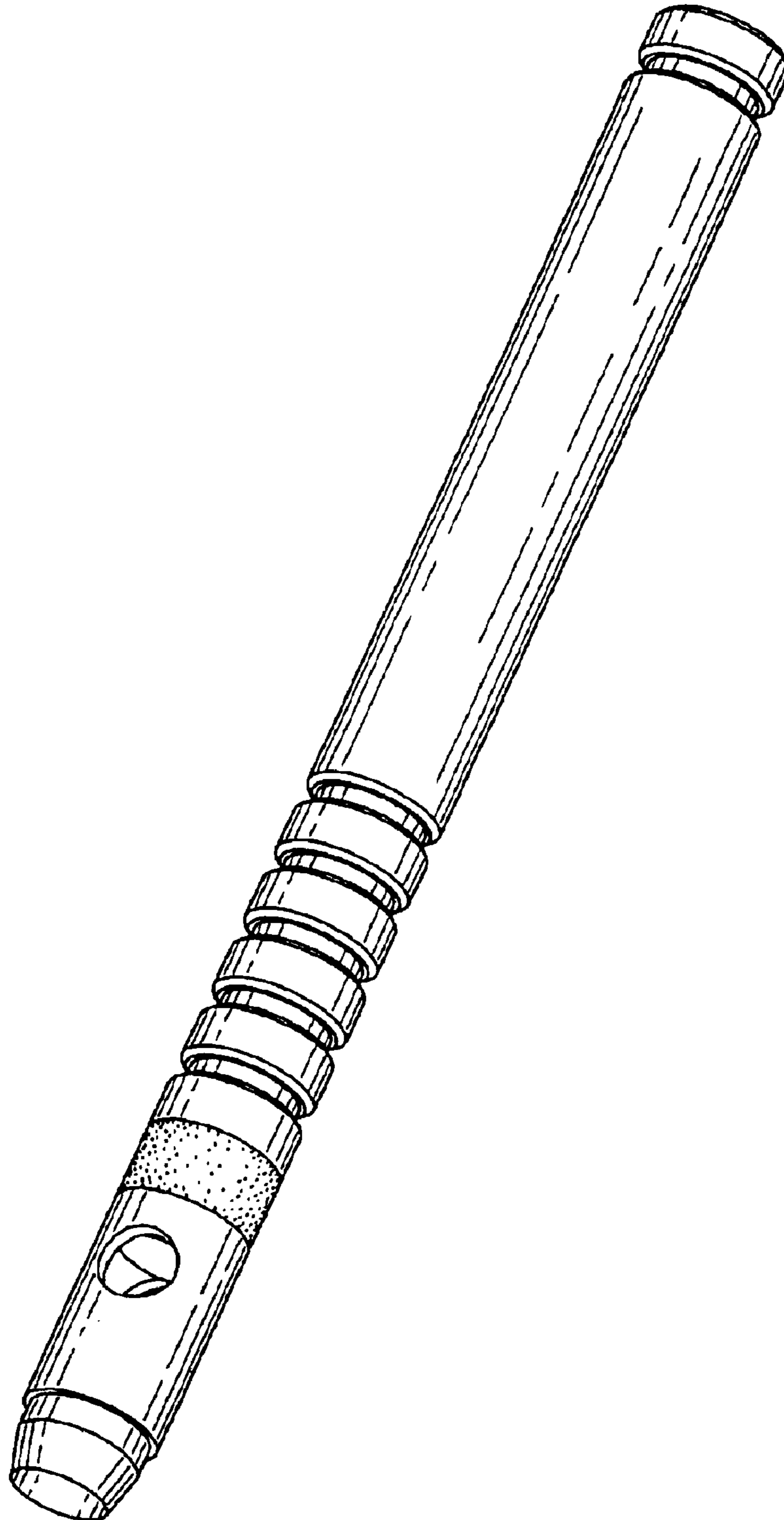
FIG. 4 is bottom plan view thereof; and,

FIG. 5 is top plan view thereof.


**1 Claim, 2 Drawing Sheets**



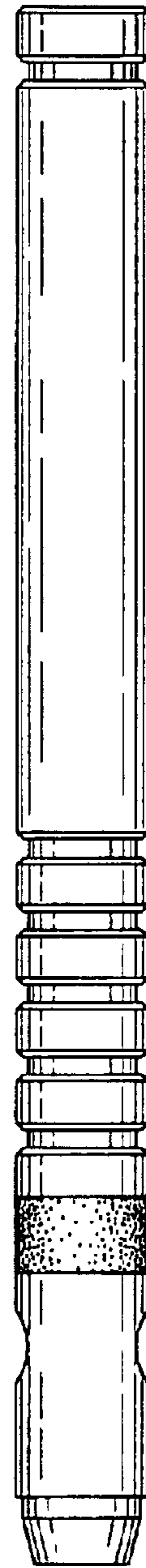
*Fig. 1*




*Fig. 2*



*Fig. 3*



*Fig. 4*



*Fig. 5*

